

Six Monthly Progress Report

January - June 2017



**Australian
Aid** 

APTC 
AUSTRALIA-PACIFIC
TECHNICAL COLLEGE
CREATING SKILLS FOR LIFE

Contents

SIX MONTHLY PROGRESS REPORT 2017	4
EXECUTIVE SUMMARY	5
REPORT SUMMARY	6
RELEVANCE	8
Labour Market Research	8
Labour Market Analysis Framework (LMAF)	8
Country Profiles	8
e-Scan	8
Campus Country Labour Market Consultations	8
Fiji	8
Papua New Guinea	9
Samoa	9
Solomon Islands	9
Vanuatu	9
Training Profile	10
Semester 2 2017	10
Partnerships	12
European Union Support to the Sugar Industry Program (SSIP)	12
TISI Sangam College of Nursing	14
Other Partnerships	14
QUALITY	15
Student Activity	15
Cumulative Enrolment Data	15
Graduate Outcome Data	15
Graduations	15
Surveys	16
Course Commencement Survey	16
End of Course Learner Survey	18
Graduate Tracer Survey (GTS)	19
Audit	21
APTC Media	22
Publications	23
Scholarship Activity	25

Applications	25
Enrolments	26
Deferrals	26
Non-Completions	26
Graduates	26
Work Placement	27
Learner Support	27
Business Development	28
FFS Activity 2017 to date	28
Fee Paying Places	28
SUSTAINABILITY	29
Stakeholder Engagement	29
Fiji	29
Samoa	29
Solomon Islands	30
PNG	30
Vanuatu	31
EMPLOYMENT	32
APTC to Work	32
Alumni Network	32
Alumni Chapter Activities:	32
Alumni Achievements	32
MIGRATION	33
Country of Destination for Graduates	33
Migrant Graduate Qualifications	33
FOUNDATIONAL	34
M&E Activities	34
Risk Management	34
Continuous Improvement	34
Administrative Systems and Processes	35
Facilities and Asset Management	35
Human Resources Management	36
Gender Balance- Academic Staff	36
Gender Balance- Support Staff	36
Nationalisation	36
Staffing Levels by Campus – June 2017	36

Staffing Levels by Nationality	36
ANNEXES	37
Annex 1 Student Activity.....	37
Fiji	37
Papua New Guinea	47
Samoa	54
Solomon Islands	63
Vanuatu	71
Cook Islands	78
Federated States of Micronesia	81
Kiribati	85
Marshall Islands	91
Nauru	95
Niue	100
Palau	104
Tonga	108
Tuvalu	114
Annex 2 Cumulative Application, Enrolment, Graduate and Migration Data - All Countries	119
Annex 3 Acronyms and Definitions	130

SIX MONTHLY PROGRESS REPORT 2017

It is my privilege to submit on behalf of the Contractor, Management and Staff of the Australia-Pacific Technical College (APTC) this Six Monthly Progress Report, presented under the Stage 2 extension, in alignment with the revised APTC Monitoring and Evaluation Framework (MEF).

The report is produced by the Australia-Pacific Technical College (APTC) Regional Head Office (RHO) in response to the APTC contractual reporting responsibilities and reports against all Scope of Services (SoS) performance requirements for the period of 1 January – 30 June 2017.

APTC staff across the Pacific and in Australia continue to work towards the common goal of **a more prosperous Pacific driven by a skilled, competitive and productive workforce.**

The following program outcomes support this goal:

- › RELEVANCE
APTC provides skills relevant to labour market requirements in targeted sectors
- › QUALITY
APTC has a good reputation in the Pacific as a high quality provider of TVET
- › SUSTAINABILITY
APTC supports TVET Partner Institutions to improve and sustain systems and training delivery
- › EMPLOYMENT
APTC graduates achieve improved employment and contribute to workplace productivity
- › MIGRATION
*Qualified Pacific Islanders realise opportunities in Developed Countries
(program is not accountable for this outcome)*

This Six Monthly Progress Report - 1 January – 30 June 2017 is submitted by the Australia-Pacific Technical College on behalf of the managing contractor TAFE Queensland (TQ).



Denise O'Brien
Chief Executive Officer

EXECUTIVE SUMMARY

APTC continues to achieve strong outcomes against the Performance Assessment Framework and Scope of Services contractual requirements.

The information presented in this report provides highlights of achievements against the end of program outcomes.

Relevance

APTC continues to consult with stakeholders to ensure the provision of skills relevant to labour market requirements in targeted sectors. The training profile for planned delivery is a living document, and has been progressively updated this semester to reflect feedback gathered from APTC partners, industry and Pacific Island governments.

Quality

The quality of training provided by APTC is reinforced by the outcomes of surveys conducted with students at the completion of their training period, and twelve months after they have returned to the workforce. The high overall satisfaction rates with APTC training (ninety-nine percent in the latest survey) consistently exceed required benchmarks. Requests from TVET bi-lateral and other donor programs together with request from regional providers and Skills Authorities to work collaboratively with APTC is additional confirmation of the value placed on the expertise which APTC provides.

Sustainability

In support of Pacific Island national TVET frameworks, APTC has provided advice and input into the national standards development for construction industry qualifications in Fiji, and is active in the development of the Solomon Islands Qualification Framework.

Employment

The Graduate Tracer Survey 2017 revealed that ninety-four percent of respondents believe that APTC training significantly improved their employment prospects. Another forty-five percent of those surveyed said that they were earning more after training with APTC than they were prior to commencing the course. Eighty-three percent of respondents reported being in some form of employment.

Migration

APTC graduates have recorded migrations to more than twenty countries to date. Of note is the recruitment of graduates from the Certificate III in Carpentry specifically for employment in the Canterbury Rebuild project in New Zealand.

APTC Board

The newly established Australia-Pacific Technical College Board, constituted by the Department of Foreign Affairs and Trade (DFAT) in Canberra, held its inaugural meeting on 2 and 3 March in Suva. The APTC Board brings leaders from the Pacific and Australia together to provide strategic advice to DFAT on current operations and the future of APTC.

Initiatives

The redesigned APTC intranet, known to staff as APTCentral, was released this semester and is a one-stop-shop for APTC internal communication. The site contains generic information relevant to all staff, acts as an information conduit across campuses and features elements including the document centre which holds all APTC approved policies, work instructions, forms and resources, a staff discussion board and suggestion box.

APTC RHO implemented the APTC Health and Wellbeing program this semester, with many staff attending weekly yoga classes, fitness consultations, medical screening and presentations from medical professionals on nutrition and non-communicable diseases.

Staffing

This semester saw the commencement of the new Executive Director Training Delivery, the Continuous Improvement Coordinator and the Specialist Advisor Monitoring and Evaluation.

REPORT SUMMARY

Introduction

The Six Monthly Progress Report aligns with the APTC goal, end-of-program outcomes and the Theory of Change (ToC) specified in the M&E Plan and addresses the mandatory reporting requirements specified in the SoS and aligned with the performance requirements to deliver quality training in support of regional economic growth and productivity.

The report documents student activities by country and by funding source. The tables used to report data on applications for admission, course enrolments and graduates summarise activity against both the Department of Foreign Affairs and Trade (DFAT) supported and non-DFAT supported funding sources.

DFAT supported courses are: full or part scholarships, students funding their own fees, donors funding students' fees or employers funding their employees' fees. This category also includes students enrolled under partnership agreements where a Partnership Agreement has been signed with an APTC partner. It should be noted that the payment of fees by any party constitutes a small component of the total cost of a class place, with the remainder subsidised by DFAT funding.

Non-DFAT funded training is typically any course that is delivered as full cost-recovery (commercial) for local and regional students, as well as APTC staff undertaking capacity building through the APTC Centre for Professional Development.

Relevance

The APTC e-Scan has been updated for 2017 and widely distributed. The document has proven to be a valuable reference source not only for APTC, but for a number of agencies across the Pacific.

APTC continuously consults with industry and government to discuss the training planned and confirm it is continuing to meet their needs. The Country Skills Development Plans are reviewed annually and the Training Profile is reviewed each semester to ensure alignment with labour market needs.

The Private Sector Engagement Framework and accompanying Private Sector e-Scan has been developed for each campus country. This will form the basis for ongoing relationship building with the private sector.

Quality

Updated Systems and Processes

The TAFE Queensland Institute Student Administration System (ISAS) will be replaced by the Student Management Solution (SMS) in October 2017. The new cloud-based program provides additional functionality for student self-management. APTC staff have been involved in discussions during the development phase to ensure the system correlates with the CRM/EduPoint software utilised by APTC. Key APTC personnel will receive training and will then provide end-user sessions for staff across all campuses prior to the go-live date.

As part of a continuous improvement process, the submission of names to DFAT for scholarship approval has been streamlined. Not all approved scholarship applicants will be offered a place immediately but the pre-approved list creates time efficiencies for planning and allocation to classes.

Sustainability

Partnerships

APTC signed an agreement with TISI Sangam College of Nursing & Health Care Education (TISI CON) this semester, which includes training for staff members and curriculum support.

Delivery of the planned series of TVET Trainer Masterclasses was undertaken this semester. TVET trainers from across the Pacific were concurrently enrolled in the Certificate IV in Training and Assessment, as well as the Certificate III in either - Commercial Cookery, Light Vehicle Mechanical Technology or Carpentry. To date twenty-one applicants have been enrolled, with all completing their trade qualification by June 2017.

Capability Development

APTC is committed to creating an environment for all staff to do their best work. The APTC Team and Individual Performance Plan process aligns the APTC goal and planned outcomes with APTC Team and individual staff member's work. The Performance Planning Process has achieved a 100% completion rate for all plans for this semester. Outcomes from this process are in line with organisational core capability needs, staff career aspirations and positional responsibilities.

A significant aspect of this process is the development of the APTC Capability Development Plan that identifies professional learning activities for all staff and teams across the college. Some of the programs this semester have been: Leadership Team (LT) 'Managing Performance' workshop and the Facilities and ICT Teams participation in a professional learning workshop, 'Communicating for High Performance' facilitated by the APTC CEO.

RHO staff also benefitted from introductory, intermediate and advanced training in the use of the Microsoft Excel program, and Leximancer software training this software will be used to better correlate free-text responses in APTC survey responses. The Advanced International Trainer and Assessor Course (ITAC) was delivered by TAFE Queensland International Educational Delivery unit in Suva.

Under the guidance of an LLN specialist and the Specialist Advisor Professional Development and Innovative Programs, two APTC Learning Support Facilitators (LSF) submitted an abstract entitled "The challenges of facilitating foundation skills to get an Australian qualification at the Australia-Pacific Technical College" for the Australian Council of Adult Literacy (ACAL) Conference in Darwin. The abstract was accepted and the paper will be presented at the conference in September 2017.

Five APTC national managers graduated in the Certificate IV in Leadership and Management course this semester.

APTC commercial cookery trainers from PNG, Samoa, Solomon Islands and Vanuatu campuses gathered in Suva to participate in capability development in Patisserie units of competency, facilitated by the Certificate III in Patisserie trainer based in Fiji.

Migration

A total of 279 graduates have been recorded as having migrated to date, with 183 from Stage 2. The APTC website contains links to migration opportunities to developed countries, including Australia, New Zealand, USA, Canada and the United Kingdom. To date, there have been thirty-five redirections of page visitors to the migration websites.

APTC graduates have taken up employment in New Zealand through the Canterbury Trades Employment Initiative (CTEI), a pilot project to bring skilled, qualified, and experienced workers on an Essential Skills Work Visa from Fiji, Tonga, and Samoa to New Zealand to accommodate the Canterbury Skills Shortage. Under the project, these workers receive initial training, upskilling and in some cases, additional qualifications through the Christchurch Polytechnic Institute of Technology (CPIT). The Fiji National Employment Centre, which has facilitated the employment of Fijians under the initiative confirmed that from the thirteen workers selected, seven are APTC graduates. The workers departed Fiji last year.

RELEVANCE

APTC PROVIDES SKILLS RELEVANT TO LABOUR MARKET REQUIREMENTS IN TARGETED SECTORS

Scope of Services 2.2, 2.7, 2.12(a), 5.29, 5.30, 5.31, 5.32, 5.4, 5.5, 5.9, 6.1, 6.2, 6.3, 6.4, 12.11, 12.12 (a-f), 12.16, 12.18

Labour Market Research

Labour Market Analysis Framework (LMAF)

The development of the LMAF will provide a process to identify and monitor skills gaps on an ongoing basis and to facilitate further identification of data gaps and industry needs in the planning of the APTC Training Profile. The process for the development of the LMAF will include:

- › Identification and monitoring of changing industry priorities
- › Ongoing national workforce planning skills gap analysis
- › Consideration of key policy outcomes and progress against strategic development plans, and
- › Development of policy recommendations to respond to skills gaps and priorities regionally.

Country Profiles

To date Country Profiles and Plans have been finalised for all of the campus countries – Fiji, PNG, Samoa, Solomon Islands and Vanuatu, and for Kiribati.

The CEO, Executive Director Strategy, Monitoring and Evaluation (ED SME) and Country Managers (CM) conducted substantial in-country consultations with government and local DFAT representatives across many of the PIF countries in 2016. These consultations, along with the information from the Country Profiles and industry consultations, served as the basis for the review of the APTC Country Skills Development Plans and the 2016 - 2018 APTC Regional Training Profile.

e-Scan

The annual APTC e-Scan 2017 was completed in March this year. The e-Scan 2017 explores available information that has been systematically collected and analysed to inform strategic decision-making on training for skills development in the Pacific region. The APTC e-Scan 2016 formed the basis for the 2017 APTC e-Scan with content being reviewed for currency and relevance. As part of this process websites, in particular Australian government and key global and regional websites, were scanned for updated information and for emerging issues relevant to APTC's activities in the Pacific region, and the economic and societal changes impacting on the TVET landscape across the Pacific.

Campus Country Labour Market Consultations

Fiji

The Fiji Higher Education Commission (FHEC) is in the process of establishing national standards for a range of qualifications. Two APTC national trainers were invited to attend the Industry Standards Advisory Committee meeting for the construction industry to provide input and advice for the finalisation of standards for qualifications in block laying, painting and decoration, plastering and tiling.

An information session on elder abuse entitled "Let's Break the Silence" was facilitated by the APTC CEO in Suva in June. The open forum provided an opportunity for aged care industry professionals to meet, network, and discuss elder abuse issues within the sector. The event was very well attended by government and private sector representatives who provided information on this expanding area of need and the labour required to meet this growth.

In April the APTC CEO and the Executive Director Training Delivery (EDTD) attended a roundtable meeting to discuss the recommendations of the review of counselling services across the Pacific conducted for the Pacific Women Shaping Pacific Development (Pacific Women) program. The review's purpose was to assess counselling services for survivors of gender-based violence with regard to quality, reach, and accessibility, and to outline factors that contribute to success and

current best practice in counselling service delivery. The review recommendations are intended to inform and guide future Australian DFAT investments that address violence against women and children in the Pacific, specifically in the provision of counselling services for survivors of violence and perpetrators of violence. APTC provided specific advice on the Diploma of Counselling, and gained industry feedback on the selection of electives for this course.

In a Training Institute Forum convened in Suva in June by the National Employment Centre Fiji, and hosted by the Permanent Secretary for Employment, Productivity and Industrial Relations, the APTC EDTD gave a short presentation on APTC capabilities and training services. Multiple other training institutions were represented, and a number of new working relationships were initiated.

Papua New Guinea

Consultations in PNG have provided strong linkages with local organisations for the delivery of Retail qualifications. Working with a local employer APTC has evaluated their in-house training program and the alignment of this program with an Australian accredited qualification.

APTC has also worked with the local banking sector to review their in house training program against the Certificate III in Business.

Recruitment activities this semester took APTC staff to the PNG provinces of Morobe, East Sepik, Milne Bay, East New Britain and the Autonomous Region of Bougainville where significant interest was realised in hospitality and commercial cookery training ensuring participation in targeted programs in this area which are planned to meet identified industry needs.

Samoa

The EDTD met with representatives of the Samoa Qualifications Authority (SQA) with a view to increasing collaboration between SQA and APTC. SQA are interested in leveraging from APTC activities in workplace delivery and assessment to better provide information and advice in these areas to other training providers in the region. They were also interested in better understanding how APTC engages with industry, in an effort to improve current local practices.

The EDTD met with the Samoa Plumbers Association (SPA) and local stakeholders to discuss the implications of the recently passed legislation regarding the licencing of plumbers in the country. The SPA are keen to promote SPA membership to all APTC plumbing alumni. In response to increasing industry demand and to support the apprenticeship program in Samoa APTC is working closely with NUS to expand plumbing places for local students.

Specialist Schools in Samoa, the local DFAT post and Ministry of Education, Sport and Culture representatives consulted with APTC in the delivery of a program for teacher's aides, which commenced in semester 1 2017. This program targets specialist inclusive education aides in mainstream schools in Samoa and results in the award of the Certificate III in Education Support. This initiative is supporting the education industry to raise the standard of primary and secondary education in Samoa.

Solomon Islands

In response to demand from local business and other donors Solomon Islands has offered highly successful programs in Leadership and Management and Training and Assessment.

The Country Manager for the Solomon Islands has also been involved in consultations regarding industry requirements for training with a range of industry and government officials across multiple sectors.

Vanuatu

Consultations have been conducted this semester by the Country Manager Vanuatu with DFAT, NZ Aid, and Government of Vanuatu departments including health, education, justice, and tourism sectors to discuss the training needs of these departments.

In addition, non-government industry consultations have been held with the Vanuatu Chamber of Commerce and Industry, Wan Small Bag, Vanuatu Tourism Association, and the Vanuatu Hotels and Resorts Association.

Training Profile

Semester 2 2017

The training profile for DFAT subsidised places for semester 2 2017 was developed utilising the data collected from the e-Scan 2017, Country Skills Development Plans and feedback from industry consultations. The training plan reflects industry demand, and training delivery capacity across the relevant APTC campus locations.

Planned graduates for course offerings for semester 2 2017 are listed by course and delivery campus below.

Training Profile Semester 2 2017						
Course	Planned Graduates by Campus					Total
	Fiji	PNG	Samoa	Solomon Islands	Vanuatu	
Certificate III in Air Conditioning and Refrigeration	13					13
Certificate III in Applied Fashion Design and Technology	18					18
Certificate III in Carpentry	26	13		14	13	66
Certificate III in Commercial Cookery	14	14	26		14	68
Certificate III in Community Services		22				22
Certificate III in Early Childhood Education and Care	22					22
Certificate III in Education Support			18		18	36
Certificate III in Electrotechnology Electrician	14	28				42
Certificate III in Engineering - Fabrication Trade		13	13			26
Certificate III in Engineering - Mechanical Trade (Diesel Fitting)	26	13				39
Certificate III in Engineering - Mechanical Trade (Fitting and Machining)	13	13				26
Certificate III in Hospitality (Accommodation Services)			16	16		32
Certificate III in Hospitality (Food & Beverage)	16	16			16	48
Certificate III in Individual Support (Ageing Home and Community)	44					44
Certificate III in Light Vehicle Mechanical Technology	26	13				39
Certificate III in Painting and Decorating	14					14
Certificate III in Patisserie	13					13
Certificate III in Plumbing			26			26
Certificate III in Tourism	18				18	36
Certificate III in Wall and Floor Tiling	14					14
Certificate IV in Applied Fashion Design and Merchandising	18					18
Certificate IV in Disability	18					18
Certificate IV in Leadership and Management	22	22	22	22	22	110
Certificate IV in Youth Work			18	18		18
Total	349	167	139	70	101	826

The following table lists the number of applications by course most recently submitted to DFAT for approval.

Course	Fiji	Kiribati	Nauru	PNG	Samoa	Solomon Islands	Tonga	Tuvalu	Vanuatu	Grand Total
Certificate III in Air-conditioning and Refrigeration	4	1		7	2	1			1	16
Certificate III in Applied Fashion Design and Technology	30	1								31
Certificate III in Carpentry	34	10		25	4	14	1		4	92
Certificate III in Commercial Cookery	32	4		21	17	8			7	89
Certificate III in Community Services	6	3		7	3	7		1	6	33
Certificate III in Early Childhood Education and Care	33				3	7			17	60
Certificate III in Education Support					15					15
Certificate III in Electrotechnology Electrician	11	6		5	1					23
Certificate III in Engineering - Fabrication Trade	23	1		23	6	4	1		1	59
Certificate III in Engineering - Mechanical Trade (Diesel Fitting)	43			3	2	4			1	53
Certificate III in Engineering - Mechanical Trade (Fitting and Machining)	14			12	2	2			1	31
Certificate III in Hospitality	31	1		10	7	3			3	55
Certificate III in Individual Support (Ageing, Home and Community)	64	1				1				66
Certificate III in Light Vehicle Mechanical Technology	24	5	1	6	5	3	1		2	47
Certificate III in Painting and Decorating	12	4				2				18
Certificate III in Patisserie	22			1		1				24
Certificate III in Plumbing	16	2		1	6	2			1	28
Certificate III in Tourism	6			9	1	4			18	38
Certificate III in Wall and Floor Tiling	15	2		1	1					19
Certificate IV in Community Development	1	1				5			1	8
Certificate IV in Community Services			10							10
Certificate IV in Disability	5				2			2		9
Certificate IV in New Small Business	15									15
Certificate IV in Youth Work	3	1		3	3	4			1	15
Grand Total	444	43	11	134	80	72	3	3	64	854

Partnerships

APTC has revised and renewed agreements with current partners and sought to develop potential new partnerships. The status of operational agreements, as well as those with agreements currently under negotiation are listed below.

Country	Partner	Service/Facility	Status of Agreement
Fiji	University of the South Pacific	Training Facilities	Current until 30 June 2018
	Fiji National University	Training Facilities	Current until 30 June 2018
	Ministry of Infrastructure and Transport - Walu Bay	Training Facilities	New agreement to be signed - to 30 June 2018
	TISI Sangam College of Nursing and Health Care Education	Training Facilities	Current to 30 December 2017
Kiribati	Kiribati Institute of Technology	Training Facilities and Pathways; Customer contact	Current until 30 June 2018
PNG	Port Moresby Technical College	Training Facilities	Current until 30 June 2018
Samoa	National University of Samoa	Training Facilities	Current until 30 June 2018
Solomon Islands	Don Bosco Technical Institute	Training Facilities and Pathways	Current until 30 June 2018
	Solomon Islands National University (SINU)	Training Facilities	Current until 30 June 2018
	Skills for Economic Growth (S4EG) bi-lateral program – Palladium as the managing contractor	Training Facilities and staffing	Current until 31 December 2017
Tonga	Tongan Chamber of Commerce	Customer Contact	Current until 30 June 2018
	Tonga Skills for Inclusive Growth (TS4IG) – Scope Global as the managing contractor	Training Development and Training	Current until 30 June 2018
Vanuatu	Ministry of Education - Vila North Public School	Training Facilities	Current until 30 June 2018
	Vanuatu Institute of Technology	Training Pathways	Current until 30 June 2018

European Union Support to the Sugar Industry Program (SSIP)

This is the final year of the EU “Accompanying Measures for Sugar Protocol (AMSP – 2013) – Strategic Restructuring of the Sugar Cane Industry” project, with most training finalised in late June 2017. The remainder of this year will involve finalising groups for graduation and conducting monitoring and evaluation work to inform the final project report.

Full Qualifications

Training activity has exceeded planned delivery. This semester has seen the completion of training in the Certificate III in Electrotechnology, Certificate III in Engineering (Diesel Fitting) and the Certificate III in Engineering (Fitting and Machining), Certificate IV in Leadership and Management, Certificate II in Construction and Certificate II in Skills for Work and Vocational Pathways.

Following the success of last year’s EU sponsored FSK20113 Certificate II in Skills for Work and Vocational Pathways (Construction) qualification, another course with a hospitality focus was delivered this semester for people from sugar belt regions who were adversely impacted by TC Winston.

The six women and fourteen men who graduated from the Certificate II in Skills for Work and Vocational Pathway (construction) course in 2016 enrolled in the DFAT funded

CPC20112 Certificate II Construction, which has used a similar model of delivery combining the completion of twenty shelters. This course was finalised in June 2017.

After finishing six months of work experience with local builders, graduates of the Certificate II in Construction course in 2016 (including displaced mill workers) will join with graduates from construction programs in semester 1 2017 to complete the Certificate III in Carpentry in semester 2 2017.

Short Courses

A further round of safety training was conducted this semester for more than one hundred FSC mill employees in Viti Levu and Vanua Levu. Topics covered include working at heights, confined spaces, isolation and hot works. Leader farmer workshops focused on farming as a business, and leadership and communication techniques were also delivered this semester.

In partnership with Habitat for Humanity (HFH), APTC delivered twenty-two “Build Back Safer” workshops throughout the sugar belt to raise the skills and awareness of villagers, farmers and community members in how to minimise the impact of major weather events through the construction of resilient sustainable housing. The tables below illustrate the graduates to date.

Completion of Non-Accredited Training	Female	Male	Total
Build Back Safer Workshop	66	224	290
European Union Project - Farming As A Business Workshop	12	215	227
European Union Project – Leader Farmer Business Workshop	8	253	261
Business Writing	2	21	23
Hot Works Training	3	101	104
Leadership and Communication Workshop	2	70	72
Total	93	884	977

Completion of Accredited Skills Sets	Female	Male	Total
Certificate III in Business	40	128	168
Certificate IV in Business	22	40	62
Certificate IV in Training and Assessment	12	70	82
Dogging & Rigging (Performance Training)		24	24
Working at Heights (Performance Training)		72	72
Confined Spaces (Performance Training)		74	74
Isolate and Access Plant (Performance Training)	4	106	110
Boiler Attendant (Performance Training)		16	16
Total	78	530	608

Graduates - Full Qualifications	Female	Male	Total
Certificate II in Skills for Work and Vocational Pathways	21	23	44
Certificate II in Construction		48	48
Certificate III in Electrotechnology		23	23
Certificate III in Engineering - Fabrication Trade		38	38
Certificate III in Engineering - Mechanical Trade (Diesel Fitting)		17	17
Certificate III in Engineering - Mechanical Trade (Fitting and Machining)	1	12	13
Certificate III in Plumbing		1	1
Certificate IV in Leadership and Management	28	64	92
Certificate IV in Frontline Management	18	91	109
Certificate IV in Project Management Practice	9	55	64
Total	77	372	449

TISI Sangam College of Nursing

APTC has this semester signed a new partnership agreement with TISI Sangam College of Nursing & Health Care Education (TISI CON). The partnership provides for training to a TISI CON staff member in the CHC33015 Certificate III in Individual Support in semester 1 2017, as well as delivery of the same qualification from TISI CON premises in Labasa, Fiji, in semester 2 2017.

Additionally, APTC will provide curriculum support for the development of the TISI CON Aged Care training program and support and mentor TISI CON trainers in vocational education and training strategies.

Other Partnerships

APTC has also been building partnerships with other national stakeholders, including TVET institutions and governments:

- › Sixteen female Solomon Islands are undertaking APTC's Certificate III in Hospitality (multi-skill small accommodation) program, which is being delivered by APTC at the Solomon Islands National University's (SINU) Institute of Tourism and Hospitality, as part of the existing partnership agreement signed between the two institutions to jointly provide international standard technical training for Solomon Islands citizens.
- › In June, APTC in collaboration with the Fiji Ministry of Women, Children and Poverty Alleviation and the Fiji National Council of Older Persons, hosted a networking forum to bring together stakeholders in the aged-care industry to talk about elder abuse issues and to look at ways to better address and prevent such abuse from happening.
- › APTC is working with Australian Business Volunteers (ABV) to deliver the Certificate IV in New Small Business to business women in Fiji.

QUALITY

APTC HAS A GOOD REPUTATION IN THE PACIFIC AS A HIGH QUALITY PROVIDER OF TVET

Scope of Services 2.12(c, f, g, i), 5.2, 5.3 (a-c), 5.10 (a, b), 5.11 (a), 5.12 (a-c), 5.13 (a), 5.14, 5.20 (d-k), 5.21 (a-f, h, i), 5.24, 7.1, 7.2, 7.3, 8.2, 10.1-10.6, 12.9, 12.11, 12.12 (a), 12.21, 13.1, 13.2 (a, c), 13.3 (c, d), 14.1, 14.2, 17.1, 17.2, 17.3 (a-f), 19.1-19.3

Student Activity

The following analysis provides an update of student activity for 1 January – 30 June 2017.

Information on student activity is presented by country in the annexes:

- › Cumulative Application, Enrolment, Graduate and Migration Data, by Citizenship.
- › Cumulative Application, Enrolment, Graduate and Migration Data All Countries.

Cumulative Enrolment Data

Total enrolments

In total, 12842 students have been enrolled into APTC programs since the inception of APTC in 2007, with 8467 enrolling in Stage 2. The gender balance of all scholarship and non-scholarship enrolments since 2007 stands at forty-one percent females and fifty-nine percent males, whilst in Stage 2 females represent forty-three percent of all enrolments to date.

Graduate Outcome Data

Total graduates

In total 11152 students have graduated from APTC programs since 2007, with 7674 of these graduating in Stage 2. The overall gender balance of graduates since 2007 is forty percent (4513) female and sixty percent (6639) male, with females accounting for forty-one percent (3134) of graduates in Stage 2.

Graduations

Seven graduation ceremonies were conducted in Kiribati, Fiji, PNG, Samoa, Solomon Islands and Vanuatu this semester. Whilst in-country APTC staff also conducted stakeholder consultations, information sessions for potential applicants and associated promotional activities where appropriate.

Graduations Semester 1 2017

Date	Location	Graduates
February	Kiribati	46
March	Suva	200
	Samoa	86
April	Vanuatu	85
	Rakiraki	56
May	PNG	132
	Honiara	64

Graduations for the second half of 2017 are currently planned for Fiji, Kiribati, PNG, Samoa, Solomon Islands, Tonga and Vanuatu.

Surveys

Three surveys were conducted during this reporting period, the first of which was the Course Commencement Survey (CCS) implemented at the start of study in January 2017. This survey was followed by the End of Course Learner Survey (EoCL), which gained feedback about the student experience throughout APTC training. The annual Graduate Tracer Survey (GTS) was also conducted this semester, with the annual Employer Engagement Survey (EES) scheduled to occur in semester 2 2017. Summaries of all surveys are presented below.

Course Commencement Survey

The Course Commencement Survey Summary Report for semester 1 2017 incorporates feedback from thirty-eight classes conducted across all APTC delivery sites between January and June.

In total 660 responses were received from 679 enrolled students. Nineteen students either arrived late to their campus of study, or did not mobilise at all.

CAMPUS	Count	%
Fiji	248	38%
PNG	134	20%
Samoa	86	13%
Solomon Islands	55	8%
Vanuatu	137	21%
Total:	660	100%

The number of students enrolled in semester 1 2017 is listed by course and campus of study in the table below.

Course	Fiji	PNG	Samoa	Solomon Is.	Vanuatu	Total
Certificate III in Air Conditioning and Refrigeration	15					15
Certificate III in Applied Fashion Design and Technology	32					32
Certificate III in Carpentry	21	15		17	13	66
Certificate III in Commercial Cookery	14	15	21		15	65
Certificate III in Community Services				22		22
Certificate III in Early Childhood Education and Care	19				19	38
Certificate III in Education Support			20		19	39
Certificate III in Electrotechnology Electrician	8	31				39
Certificate III in Engineering - Fabrication Trade		14	15			29
Certificate III in Engineering - Mechanical Trade (Diesel Fitting)	24	14				38
Certificate III in Engineering - Mechanical Trade (Fitting and Machining)	14	15				29
Certificate III in Hospitality(Food and Beverage)	14	16	17	16	14	77
Certificate III in Individual Support (Ageing, Home and Community)	20					20
Certificate III in Light Vehicle Mechanical Technology	27	14				41
Certificate III in Painting and Decorating	15					15
Certificate III in Patisserie	12					12
Certificate III in Plumbing			13			13
Certificate III in Tourism					20	20
Certificate III in Wall and Floor Tiling	13					13
Certificate IV in Community Development					18	18
Certificate IV in Youth Work					19	19
Grand Total:	248	134	86	55	137	660

Seventeen males and thirteen females (shaded in the table below) undertook training in non-traditional study areas this semester.

Course	Non-Traditional Study Area	
	Male	Female
Certificate III in Air Conditioning and Refrigeration	15	
Certificate III in Applied Fashion Design and Technology	2	30
Certificate III in Carpentry	63	3
Certificate III in Commercial Cookery	38	27
Certificate III in Community Services	13	9
Certificate III in Early Childhood Education and Care	4	34
Certificate III in Education Support	8	31
Certificate III in Electrotechnology Electrician	38	1
Certificate III in Engineering - Fabrication Trade	28	1
Certificate III in Engineering - Mechanical Trade (Diesel Fitting)	38	
Certificate III in Engineering - Mechanical Trade (Fitting and Machining)	27	2
Certificate III in Hospitality (Food and Beverage)	10	67
Certificate III in Individual Support (Ageing, Home and Community)	3	17
Certificate III in Light Vehicle Mechanical Technology	39	2
Certificate III in Painting and Decorating	13	2
Certificate III in Patisserie	2	10
Certificate III in Plumbing	13	
Certificate III in Tourism	10	10
Certificate III in Wall and Floor Tiling	11	2
Certificate IV in Community Development	4	14
Certificate IV in Youth Work	6	13
Grand Total:	385	275

When asked what areas they anticipated they would require assistance with during study, most students indicated a lack of familiarity with computers and assistance in developing good study skills as their prime concerns.

Issue	No.
Computers	351
Help with study skills	248
Financial	191
Maths	124
Writing	101
Reading	67
Social gatherings	34
Other	26
Disability	14

End of Course Learner Survey

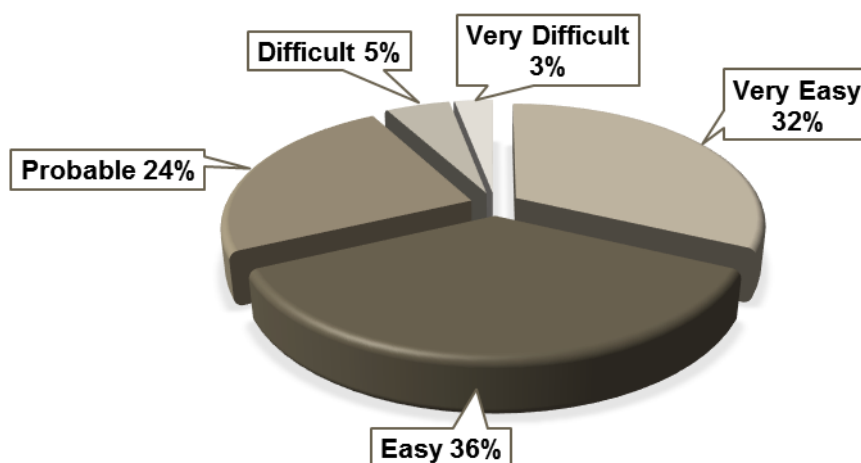
Results from the EoCL surveys conducted since January 2017 show an average satisfaction rate with APTC training of eighty-nine percent and eighty-one percent satisfaction with the quality of student support services. These results were based on surveys of 618 APTC students who completed forty-five programs.

The response rate was ninety-eight percent of the total surveyed. Feedback regarding the quality of course delivery and support services is listed below:

Course Delivery	Satisfaction %
This course was the right choice for me	99%
This course met my expectations	95%
The weekly timetable was manageable	86%
The course was the right length	72%
The overall pace and workload was manageable	82%
My teachers/trainers were available to provide assistance when I needed it	95%
The training materials and instruction methods were clear and easy to understand	91%
I was given enough practical opportunity to apply the theory I learned	86%
I was given enough theory to support the practical work	92%

Student Support	Satisfaction %
Personal counselling	77%
Information about community and health services available	79%
Information on prevention and treatment of HIV/AIDS and STIs	82%
Academic support (e.g. extra tutorials, help with studies)	81%
English language support	84%
Maths support	75%
Computer support	80%
Career and employment preparation assistance	81%
Learning materials and training equipment	86%

When asked if they thought it would be difficult to find employment after they completed study, sixty-eight percent of respondents said it would be very easy or easy, while eight percent indicated it may be difficult or very difficult.



Graduate Tracer Survey (GTS)

With an eligible survey population of 579 for the GTS, responses were received from 526 graduates, totalling a 91% response rate – the highest achieved in any APTC student survey to date. Respondents by course are listed below.

Respondents by Course	No.	Total	%
Certificate III in Carpentry	68	72	94.4%
Certificate III in Commercial Cookery	61	63	96.8%
Certificate III in Early Childhood Education and Care	47	58	81.0%
Certificate III in Electrotechnology Electrician	15	15	100%
Certificate III in Engineering - Fabrication Trade	45	47	95.7%
Certificate III in Engineering - Mechanical Trade (Diesel Fitting)	16	16	100%
Certificate III in Engineering - Mechanical Trade (Fitting and Machining)	15	15	100%
Certificate III in Hospitality	43	49	87.8%
Certificate III in Individual Support (Ageing, Home and Community)	22	22	100%
Certificate III in Light Vehicle Mechanical Technology	25	26	96.1%
Certificate III in Painting and Decorating	15	15	100%
Certificate III in Patisserie	4	6	66.7%
Certificate III in Plumbing	27	32	84.4%
Certificate III in Tourism	18	22	81.8%
Certificate III in Wall and Floor Tiling	12	13	92.3%
Certificate IV in Disability	21	21	100%
Certificate IV in Leadership and Management	34	42	81.0%
Certificate IV in Training and Assessment	17	19	89.5%
Certificate IV in Youth Work	21	25	84.0%
Grand Total	526	579	91%

Forty-six percent of respondents indicated that APTC training helped them obtain their current job.

Did APTC training help you get your current job?	Already in my current job	No	Yes	Not Answered	Grand Total
Certificate III in Carpentry	36	1	27	4	68
Certificate III in Commercial Cookery	21	2	28	10	61
Certificate III in Early Childhood Education and Care	5	3	26	13	47
Certificate III in Electrotechnology Electrician	10		4	1	15
Certificate III in Engineering - Fabrication Trade	14	2	22	7	45
Certificate III in Engineering - Mechanical Trade (Diesel Fitting)	7		6	3	16
Certificate III in Engineering - Mechanical Trade (Fitting and Machining)	8		2	5	15
Certificate III in Hospitality	10	3	20	10	43
Certificate III in Individual Support (Ageing, Home and Community)	6		7	9	22
Certificate III in Light Vehicle Mechanical Technology	2		16	7	25
Certificate III in Painting and Decorating		1	10	4	15
Certificate III in Patisserie	1		3		4
Certificate III in Plumbing	7	1	17	2	27
Certificate III in Tourism	1		14	3	18
Certificate III in Wall and Floor Tiling	1	2	8	1	12
Certificate IV in Disability	10		6	5	21
Certificate IV in Leadership and Management	23	1	10		34
Certificate IV in Training and Assessment	10	1	6		17
Certificate IV in Youth Work	1	2	12	6	21
Grand Total	173	19	244	90	526

Overall levels of satisfaction (very satisfied and satisfied) with APTC training one year after completion of training remains very high at 98.5%.

What is your overall satisfaction with the APTC course you completed?	Very Satisfied	Satisfied	Unsatisfied	Very Unsatisfied	Not Answered	Grand Total
Certificate III in Carpentry	52	16				68
Certificate III in Commercial Cookery	52	9				61
Certificate III in Early Childhood Education and Care	34	12		1		47
Certificate III in Electrotechnology Electrician	8	7				15
Certificate III in Engineering - Fabrication Trade	37	8				45
Certificate III in Engineering - Mechanical Trade (Diesel Fitting)	9	7				16
Certificate III in Engineering - Mechanical Trade (Fitting and Machining)	12	3				15
Certificate III in Hospitality	32	8	1		2	43
Certificate III in Individual Support (Ageing, Home and Community)	16	6				22
Certificate III in Light Vehicle Mechanical Technology	23	2				25
Certificate III in Painting and Decorating	8	6			1	15
Certificate III in Patisserie	4					4
Certificate III in Plumbing	16	11				27
Certificate III in Tourism	8	9	1			18
Certificate III in Wall and Floor Tiling	3	8			1	12
Certificate IV in Disability	17	4				21
Certificate IV in Leadership and Management	23	11				34
Certificate IV in Training and Assessment	15	2				17
Certificate IV in Youth Work	12	8			1	21
Grand Total	381	137	2	1	5	526

The GTS is also a vehicle used to track the movements of alumni. In this year's GTS the following respondents indicated that they had moved intra-country or internationally.

Have you moved to another location/country?	Yes, moved within the same country	Yes, to another country	Grand Total
Certificate III in Carpentry	9	2	11
Certificate III in Commercial Cookery	9	1	10
Certificate III in Early Childhood Education and Care	6	1	7
Certificate III in Electrotechnology Electrician	1	1	2
Certificate III in Engineering - Fabrication Trade	4	1	5
Certificate III in Engineering - Mechanical Trade (Diesel Fitting)	2		2
Certificate III in Engineering - Mechanical Trade (Fitting and Machining)	1		1
Certificate III in Hospitality	3	1	4
Certificate III in Individual Support (Ageing, Home and Community)	4	1	5
Certificate III in Light Vehicle Mechanical Technology	8		8
Certificate III in Painting and Decorating	1		1
Certificate III in Patisserie	1	1	2
Certificate III in Plumbing	1	1	2
Certificate III in Tourism		1	1
Certificate IV in Disability	2		2
Certificate IV in Leadership and Management		1	1
Certificate IV in Training and Assessment	1		1
Certificate IV in Youth Work	1		1
Grand Total	54	12	66

Audit

In semester 2 2016 TAFE Queensland East Coast (TQEC) conducted a follow-up visit from the internal audit conducted by them in semester 2 2015. The final audit report was provided to APTC early in 2017. All audit non-compliances have now been addressed and closed out.

Under continuous improvement, a schedule of quality checks of training compliance activities has been implemented for semester 2 2017. Facilitated by the continuous improvement coordinator, the quality checks are comprised of reviews of information held on network files and one-on-one meetings with trainers to review compliance activities and provide guidance for continued improvement.

APTC Media

The first six months of 2017 has seen a focus on strengthening communication and promotion of APTC within the Pacific region and beyond. During this reporting period, there have been a number of key events highlighting APTC's achievements:

- › APTC handed over a cheque for FJ\$4,570, provided by its managing contractor TAFE Queensland, to the Fiji Red Cross Society (FRCS) to contribute towards the ongoing recovery efforts from the devastation caused by TC Winston in 2016. TAFE Queensland collected the funds through a special initiative entitled 'MyCause' set up by staff to raise money to support Fiji citizens.
- › APTC has successfully held seven graduations in its campus countries: Fiji, Samoa, Vanuatu Solomon Islands and Papua New Guinea, as well as the non-campus country of Kiribati. APTC also held a graduation ceremony for students who undertook the Certificate II in Construction and Certificate II in Skills for Work and Vocational Pathways through the EU-funded Training Support to the Sugarcane Industry Project. The graduation ceremonies in these countries have been extensively covered by local and regional media, with some of the ceremonies also being livestreamed on APTC's Facebook page.
- › This year has also seen increased media coverage on new APTC initiatives. These include:
 - » New programs such as the Certificate IV in New Small Business program, through which APTC is delivering training to twenty-two Fijian women, in partnership with Australian Business Volunteers (ABV).
 - » The Certificate III in Education Support, currently being conducted in Samoa and Vanuatu.
 - » APTC is also developing the skills of people with disabilities in Fiji to prepare them for entry into the workforce, and enable them to explore further technical and vocational training opportunities through its Certificate II in Skills for Work and Vocational Pathways program.
- › The EU-funded Training Support to the Fiji Sugar Industry project has continued to maintain a strong visibility campaign. The most recent coverage has been of the graduation held in Rakiraki and the delivery of the Build Back Safer (BBS) program in partnership with HFH Fiji.

Success stories of APTC alumni have been broadcast across the region by various regional media outlets with strong take up of stories across the region.

Publications

The table below summaries the media activities in this reporting period:

Country	APTC Website	Print (Newspapers and online)	Broadcast (TV and Radio)
Fiji	7	55	4
PNG	1	18	1
Samoa	2	5	-
Solomon Islands	5	7	-
Vanuatu	1	2	1
Others (Kiribati, Tonga, Tuvalu, Regional, Australia/APTC)	2	33	-
Total	18	120	6

A number of new projects have been undertaken to enhance the image and profile of APTC. These include:

Website Re-development Project

A new APTC website has been developed to better meet the more contemporary needs of the organisation and the demands of end-users. The new website will be launched in July 2017.

APTC Photo Gallery

An online APTC photo library has been developed to provide access to high quality promotional photos that can be used for online and print materials by APTC staff.

APTC Video Project

A series of videos are planned for production. The videos will focus on the impact of APTC in campus countries. The videos will be featured on the new website as well as on social media sites including YouTube.

APTC Impact Profiles

Production has commenced on a series of five publications for completion this year. The publications will focus on the impact of APTC in campus countries.

Newsletter

Monthly issues of an online newsletter have been ongoing. The newsletter, targeted to APTC staff, aims to improve internal communication and sharing of important messages across the whole of the college.

Social Media

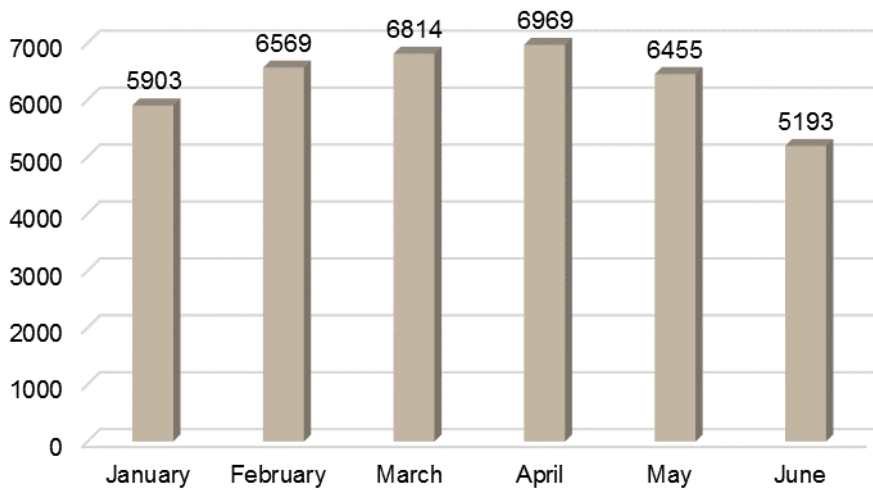
APTC is increasingly using social media to engage with prospective students and maintain contact with alumni rather than through conventional means such as mail and telephone. APTC manages the following social media pages through the specialised social media management tool, Hootsuite.

- › **LinkedIn** – APTC currently has 1367 connections (compared to 1193 connections at the end of 2016) on this professional network, which introduces and connects people in similar professions and with like interests.
- › **APTC Alumni LinkedIn** – Created under the APTC LinkedIn page, graduate employment opportunities are posted here. Currently, 241 alumni are connected through this page compared to 183 connections at the end of 2016.
- › **Facebook** – APTC marked a milestone achievement of exceeding 5000 “Likes” in March 2017. APTC currently has over 5760 “Likes” on Facebook, emanating from forty-five countries, compared to 4316 “Likes” at the end of 2016.
- › **APTC Alumni Facebook** – Created as a network for APTC alumni, the page has more than 2100 “Likes” compared to 1708 “Likes” at the end of 2016.

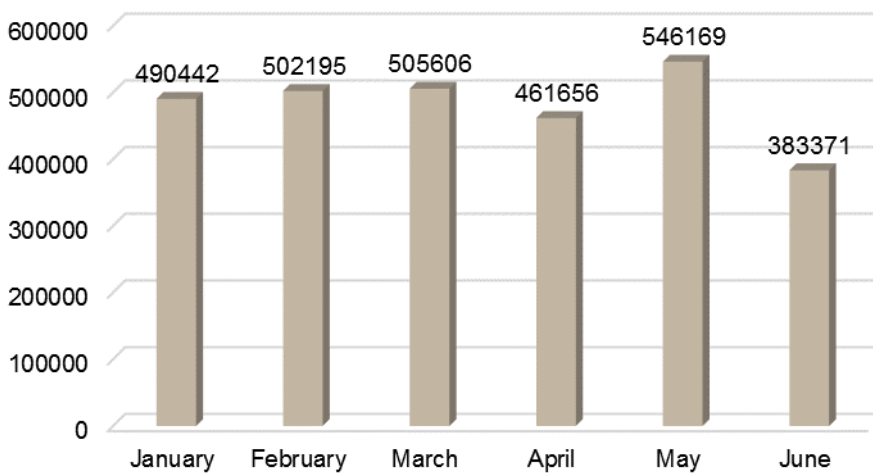
Website Activity

The APTC website has seen substantial activity in 2017, with more than 37,750 unique visitors to the site.

APTC Website- Unique Visitors 2017



APTC Website- Hits



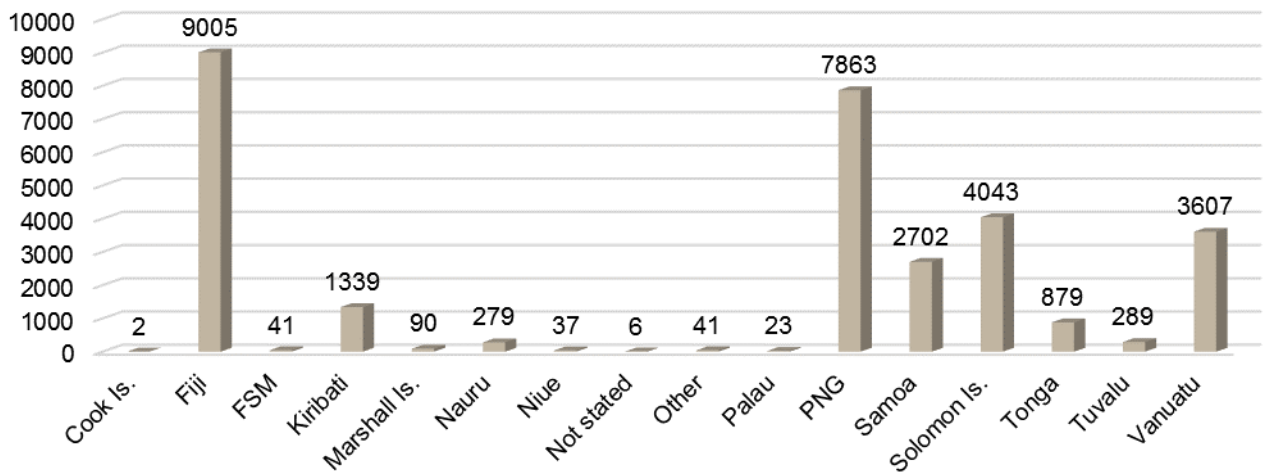
Scholarship Activity

Applications

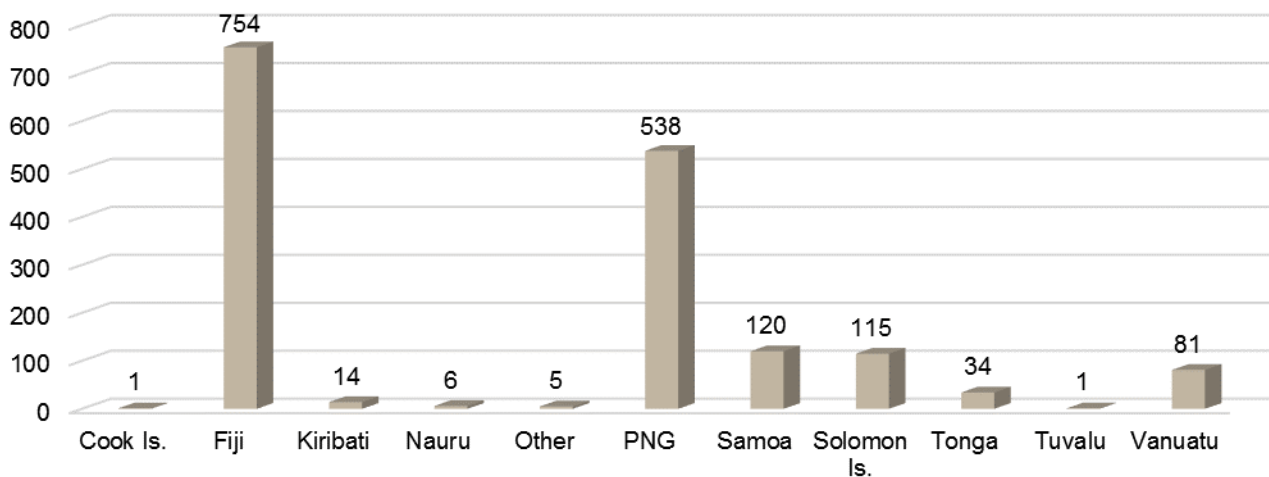
To date more than 30200 people have applied for a scholarship award to assist with the costs of studying at APTC. Since 1 January 2017, APTC has received over 1650 scholarship applications from PIF citizens.

Overall the gender balance of scholarship applications is forty percent females and sixty percent males. In Stage 2 females represent forty percent of all scholarship applicants.

Scholarship Applications by Citizenship 2007 - 2017



Scholarship Applications 2017



Enrolments

Scholarship enrolments

In total, 11593 students have been enrolled into APTC DFAT subsidised courses since the inception of APTC in 2007, with 7306 enrolling in Stage 2. The gender balance of all scholarship enrolments since 2007 stands at forty percent females and sixty percent males, whilst in Stage 2 females represent forty-two percent of all DFAT subsidised enrolments to date.

Deferrals

Deferral of study occurs when a student has been offered a place in a course in a specific semester, but is unable to commence training due to personal circumstances or work commitment. In such cases, the deferred students are reallocated to a future semester. In some instances, applicants choose not to take advantage of the reallocated dates, or become uncontactable in the interim. APTC takes all steps possible to ensure all deferrals are mobilised to study at a mutually agreed date.

There have been 237 deferrals in Stage 2.

Non-Completions

A total of 1224 APTC scholarship award recipients have commenced their respective courses but have not completed, of which 684 are in Stage 2. Students' studies were recorded as incomplete due to suspension or exclusion due to misconduct, personal reasons, ill health or non-progression in study. For Stage 2 females accounted for forty-one percent of all non-completions.

Graduates

DFAT subsidised graduates

Of the 10298 DFAT subsidised graduates since 2007, eighty-five percent (8345) are scholarship recipients, while fifteen percent (1519) were fee paying, either by their employer or self-funded. Females account for forty percent (4170) of the total DFAT subsidised graduates since 2007. For Stage 2 only, females represent forty-one percent (2821) of DFAT subsidised graduates to date.

Non-DFAT subsidised graduates

Of the total of 11152 graduates since 2007 (all funding sources), 854 students have graduated from commercially funded APTC courses, and APTC staff programs conducted by the CPD.

Total graduates – all funding sources

In total 11152 students have graduated from APTC programs since 2007, with 7674 of these graduating in Stage 2. The overall gender balance of graduates in all funding sources since 2007 is forty percent (4513) female and sixty percent (6639) male, with females accounting for forty-one percent (3134) of graduates in Stage 2.

Work Placement

APTC has arrangements in place for work placements across training packages. This semester students studying carpentry, wall and floor tiling, and painting and decorating were able to evidence competency in their training by completing live work activities at an aged care facility in Fiji. The students re-laid tiles, extended roofing, re-painted rooms and laid concrete flooring to upgrade the existing complex, and were assessed against units of competency in their individual qualifications.

Learner Support

Counselling Skills

To further enhance support services, a standing agenda item has been added to all delivery team meetings so trainers and support staff can discuss emergent student issues.

Australian Core Skills Framework (ACSF)

A specialist LLN trainer and LSF staff have reviewed the effectiveness of the learner profiles developed for student groups. The purpose of the profiles is to advise trainers of the LLN abilities of individual classes, enabling adjustments in delivery methodologies to be implemented. The outcome of the review was to increase the involvement of the LSFs in the process of identifying individual learning styles, providing trainers with increased information on how best to support the students.

At the conclusion of delivery of the Certificate II in Skills for Work and Vocational Pathways, APTC staff conducted repeat LLN tests with students. The table below shows the testing levels before training commenced and after training was concluded.

	Pre	Post	Pre	Post	Pre	Post
3		9		5		6
2-3	2	9	1	10	3	14
2	19	3	12	6	17	1
1-2			8		1	
1						
ACSF Level	Reading		Writing		Numeracy	
	Number of students at each level					

It can be seen from the summary above that there was a marked upward shift of levels across all three ACSF skills. The average reading level rose from 2 to 2.6, writing from 1.8 to 2.5 and numeracy from 2 to 2.6, which is an increase of about half an ACSF level for each skill.

Another measure is the difference in the volume of writing in the pre and post LLN tests. Generally the students doubled the number of words they wrote between tests. Even the students who did not gain the half an ACSF level still showed this increase in writing.

International Planned Parenthood Federation (IPPF)

To further enhance services to students, APTC has signed an MOU with the IPPF to work with APTC SSWOs to provide professional services and advice where required.

Business Development

Commercial/Fee for Service (FFS) activity year-to-date is shown in the tables below. There have been a number of proposals submitted, with a good level of uptake by clients.

FFS Activity 2017 to date

FFS Proposals Submitted		
Country	Industry	Estimated Value
Fiji	Hospitality	\$ 3,128
Fiji	Engineering	\$ 73,000
PNG	Hospitality	\$ 25,550
PNG	Retail	\$ 141,400
Samoa	Education	\$ 76,700
Solomon Islands	Management	\$ 245,000
Tuvalu	Community Services	\$ 61,772
Total		\$ 626,550

Fee Paying Places

The fee paying enrolments below are funded through individuals, employers (private and government) and donors, and are recorded as DFAT subsidised fee paying places.

Fee paying enrolments for semester 1 2017 total seventeen percent of all enrolments in this period (and twenty-three percent for Stage 2, including Stage 2 Extension). Enrolments by course are shown in the table below.

DFAT Subsidised Fee Paying Enrolments by Course	Enrolments 2017
Certificate III in Air-conditioning and Refrigeration	1
Certificate III in Applied Fashion Design and Technology	12
Certificate III in Carpentry	2
Certificate III in Commercial Cookery	3
Certificate III in Early Childhood Education and Care	1
Certificate III in Education Support	2
Certificate III in Electrotechnology Electrician	3
Certificate III in Engineering - Mechanical Trade (Fitting and Machining)	1
Certificate III in Hospitality	4
Certificate III in Light Vehicle Mechanical Technology	3
Certificate III in Painting and Decorating	2
Certificate IV in Community Development	1
Certificate IV in Community Services	16
Certificate IV in New Small Business	2
Grand Total	53

The semester 1 2017 enrolments below were in programs that are not subsidised by DFAT funding, and are delivered on a commercial basis.

Non-DFAT Subsidised Fee Paying Enrolments by Course	Enrolments 2017
Certificate IV in Leadership and Management	57
Certificate IV in Training and Assessment	37
Grand Total	94

Note- the table above does not include APTC staff or partnership agreement staff enrolments.

SUSTAINABILITY

APTC SUPPORTS TVET PARTNER INSTITUTIONS TO IMPROVE AND SUSTAIN SYSTEMS AND TRAINING DELIVERY

Scope of Services 5.6, 5.7, 8.1, 8.6, 8.9, 9.1-9.2, 12.14 (a-f), 12.15

Partnerships with industry stakeholders and TVET institutions are the foundation of the APTC delivery model. Consistent and effective engagement with TVET partners and industry associations and representatives informs the training profile, and subsequently the provision of personnel and equipment across delivery sites, and capacity development for TVET institutions.

Stakeholder Engagement

Fiji

Government

- › Department of Social Welfare
Discussion regarding vocational placement opportunities for Community Services (Individual Support, Counselling, and Disability) students in Department facilities/services.
- › FHEC
Meeting with the APTC CEO and CM to present the approved Regional Qualifications in Resilience and Sustainable Energy, the qualifications in the Fiji Qualifications Framework (FQF) and the scope of the Higher Education Design Document.
- › Ministry of Youth & Sports Youth Training Centre
Meeting to provide advice on course offerings and educational pathways.
- › Disability Resource Centre, University of South Pacific
Discussed APTC's processes and support mechanisms for students with a disability, and reasonable adjustment.
- › Fiji National University (FNU)
Discussion regarding solar and renewable energy training and equipment for FNU site.

Industry

- › Sangam Nursing School
The school principal visited APTC to review the Individual Support training facilities at Ganilau House, and discussed student recruitment for the program to be delivered in Labasa.
- › Le Cordon Bleu Institute New Zealand
Visit to APTC to discuss the progress towards the WWF/Le Cordon Bleu Institute Sustainable Fisheries Project, and APTC input into a sustainable fishing and 'sea to plate' selling and service program for hotels.
- › Fiji National Centre for Disabled Persons; Fiji Vocational Technical Training Centre for Persons with Disabilities; and Liaison Officer, Include Disability, Employ this Ability (IDEA)
Discussions centred on the delivery of training to persons with a disability and how to best implement programs to maximise job opportunities for participants.
- › Suva Fashion Industry
Consultation involved new course options, competency selection and participants for future semesters.

Samoa

Government

- › SQA Office
Discussion about the APTC Training Profile and the NUS plumbing project.
- › NUS
Review of the amended partnership agreement and discussion about the plumbing collaboration project.
- › Samoa Association of Manufacturers and Exporters (SAME)
Discussion about a proposal to introduce garment manufacture training in Samoa.

- › Pacific TAFE
Meeting to discuss the expansion of USP/Pacific TAFE programs into Samoa, in particular hospitality and cookery training.
- › Ministry of Commerce, Industry and Labour
Discussion on pathways between apprenticeships and APTC training, especially in plumbing.

Industry

- › Samoa Culinary Association (SCA)
Board members monthly SCA meeting, which helps to ensure currency with culinary industry needs and activities in Samoa. The assessment of applicants for SCA grass roots traineeship was also facilitated.
- › Samoa Chamber of Commerce
Attendance at the Annual General Meeting, which included some constitutional amendments.
- › Yazaki
Meeting to discuss the proposed closure of the factory (affected by cessation of Australian automotive manufacturing activities) and the retraining of 700 employees to suit employment opportunities in Samoa.

Solomon Islands

Government

- › Law and Justice Sector (Corrections, Police and Judiciary)
Discussion regarding the delivery of programs with course completion by the end of semester 1 2017.
- › International Finance Corporation (IFC)
Meeting to discuss the delivery of the Certificate IV in Leadership and Management.
- › DFAT – Gender Division
Meeting to review the arrangements for the delivery of programs to female regional cohorts in 2017.

Industry

- › Solomon Power
Discussion about the delivery of programs for Solomon Power staff.

PNG

Government

- › Justice Department, Courts
Discussion about the delivery of programs for Court House staff.

Industry

- › National Catering Service (NCS)
Discussion about training in specific units in hospitality for remote workers, tailored to the specific requirements of the client.
- › Curtain Brothers
Meeting to discuss the development of a program for women in non-traditional trade areas – to be employed by Curtain Brothers and trained by APTC.
- › Private International Hospital (PIH)
Discussion about elements of training for enrolled nurses.
- › Pacific Horticulture and Agricultural Market Access (PHAMA)
Discussion about barista training and a delivery strategy aimed at increasing consumer confidence in the local coffee brand and improving sales.
- › Coral Sea Hotels
Meeting to discuss employer funding for staff training.
- › Stanley Hotel and Suites
Meeting to discuss industry placement for APTC staff and students.

Vanuatu

Government

- › Vanuatu Institute of Technology (VIT) and the Vanuatu Qualifications Authority (VQA)
Meeting to discuss training package qualification development and industry stakeholder engagement.

Industry

- › Tourism and early Childhood sector
Meeting to discuss APTC course options, industry training needs and work placements with industry representatives.

EMPLOYMENT

APTC GRADUATES ACHIEVE IMPROVED EMPLOYMENT AND CONTRIBUTE TO WORKPLACE PRODUCTIVITY

Scope of Services 2.12 (f, h), 5.20 (j), 5.21 (a-e), 5.22 (a-d), 5.23 (a-c), 5.28, 12.20, 12.21

APTC to Work

The APTC to Work program continues across all campuses, focussing on employability preparation. Student feedback consistently confirms the efficacy and importance of this initiative, delivered prior to the students' return to the workforce.

Alumni Network

The Alumni network continues to operate in all campus countries. Listed below is a summary of activities for this semester.

Alumni Chapter Activities:

Fiji

- › The APTC Alumni Fiji Chapter started their first activity of the year through community service. A general clean-up activity was organised at the Gospel School for the Deaf at Samabula. Alumni members also provided lunch to the students of the school and spent time sharing their stories.
- › Alumni in Labasa (Fiji) painted the Bulileka Kindergarten playcentre as part of giving back to the community.
- › A "Training in the Workplace – Coaching Skills" workshop was held for Alumni in Labasa.
- › Alumni in Suva participated in a Time Management workshop hosted by APTC.
- › Alumni attended an elder abuse workshop facilitated by APTC Individual Support Trainers to learn more about elder abuse issues in Fiji and raise public awareness.

PNG

- › The Pacific Manpower recruitment agency met with alumni to provide a briefing on their agency's services. CV's were submitted by participating Alumni.
- › A Writing Business Proposals workshop and an Interview Skills Workshop were held for Alumni in PNG.

Samoa

- › A Writing Business Proposal Workshop was held for Alumni in Samoa.

Solomon Islands

- › Alumni in Solomon Islands attended a workshop on "Training in the Workplace – Coaching Skills" hosted by APTC in April.
- › Alumni members attended an employer-employee information session organised by the APTC Alumni Solomon Islands Chapter. The President of the Solomon Islands Council of Trade Union (SICTU) and the CEO of the Solomon Islands Chamber of Commerce & Industry (SICCI) were the guest speakers at this session.
- › Alumni in collaboration with Solo Enviro Beautification, conducted a clean-up of the Henderson Memorial Garden to ensure it is ready in the lead-up to commemorate the 75th anniversary of the Battle of Guadalcanal.

Kiribati

- › Alumni in Kiribati attended an APTC "Training in the Workplace – Coaching Skills" workshop.

Vanuatu

- › A Public Speaking Workshop was held for Alumni in Vanuatu.

Alumni Achievements

- › Moreen Arti Kiran (Hairdressing) received the Best Female Entrepreneur UNICEF Award.
- › Abhinesh Chand (Wall & Floor Tiling and TAE graduate) was awarded the Member of the Order of Fiji, receiving his medal for his community service work in the Western Division from His Excellency, the President of Fiji, Major General Jioji Konrote.

MIGRATION

QUALIFIED PACIFIC ISLANDERS REALISE OPPORTUNITIES IN DEVELOPED COUNTRIES

Scope of Services 5.28

Country of Destination for Graduates

Overall, 279 graduates have reportedly migrated from their countries of residence/citizenship following completion of their study with APTC. The two countries that received the majority of graduates were Australia (twenty-seven percent) and New Zealand (thirty-six percent). 183 people from Stage 2 have migrated to date.

Graduates from Fiji relocated most, comprising thirty-two percent of the total migrations, with thirty-two percent of these moving to Australia. Samoans made up the next largest group of migrants at twenty-two percent of the total, with most (fifty-nine percent) choosing to move to New Zealand.



Migrant Graduate Qualifications

The highest percentage of migrations came from graduates in the Certificate IV in Training and Assessment, accounting for fifteen percent of all qualifications held by migrants. Twenty-five percent of these graduates were from Tonga and most of this cohort moved to New Zealand.

One quarter of all migrated graduates who hold an APTC Certificate IV in Training and Assessment, also possess another APTC qualification in either hospitality, tourism, electrotechnology or engineering.

The next largest groups of migrants by qualification were graduates of the Certificate III in Hospitality (twelve percent), the Certificate III in Commercial Cookery (nine percent) and the Certificate III in Tourism (eight percent). As an industry grouping, Tourism and Hospitality accounted for thirty-nine percent of all graduate migrations.

Other notable migrations: the Certificate III in Automotive Mechanical Technology (four percent), the Certificate III in Carpentry (seven percent) and the Certificate III in Fabrication Trade (three percent).

Migration data by course and citizenship can be found in the relevant country tables in the report appendices.

FOUNDATIONAL

Scope of Services 5.13 (b), 5.14, 5.15, 5.14-19, 5.20 (c), 5.21 (g), 5.22, 5.23, 5.24 (a-e, g-n, p-r), 6, 8.23, 8.4-7, 8.8 (a-f), 8.10, 8.11, 8.12 (a-f), 11.1-6, 11.7 (a-d), 12.1, 12.2 (a-h), 12.3, 12.4, 12.5 (a-g), 12.6-9, 12.10 (a-c), 12.17, 13.5, 14.1, 14.2, 17.4 (a), 18, 18.1, 18.2 (a-f), 18.3

M&E Activities

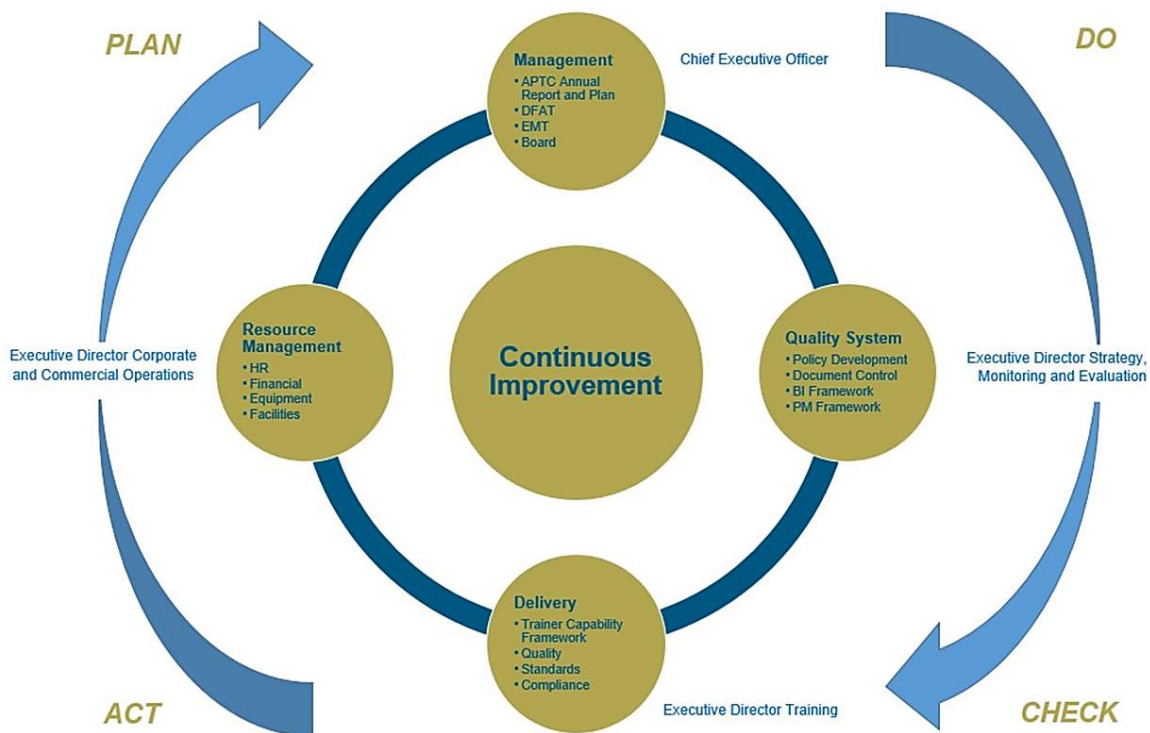
Following significant recruitment activity, a full time Specialist Advisor Monitoring and Evaluation commenced with APTC in early June 2017. The position, located in the RHO in Suva, will provide the underpinning information required for the continual revision of the training profile, as well as in-depth research to populate the annual e-Scan, Country Profile and Country Skills Development Plan. The M&E activities will also contribute to the continuous improvement and risk management processes for APTC, as well as providing backbone data and analysis for reporting under the performance assessment framework under DFAT/APTC contractual obligations.

Risk Management

The APTC risk management committee convened in early 2017 and updated the risk management plan.

Continuous Improvement

APTC completed the recruitment of a Continuous Improvement Coordinator (CIC), with the officer commencing at the RHO in late January 2017. To date, a refined continuous improvement framework has been developed, and is being implemented across APTC. The framework incorporates existing APTC policies, work instructions and industry best practice to support the quality and consistency of APTC services in accordance with legislative and regulatory requirements, contractual obligations and risk management requirements.



Administrative Systems and Processes

Quality Management System

The redevelopment of the APTC QMS is complete, with all policies, work instructions, forms and resources being reviewed and approved by the document owners. All documents have been adapted to an updated format designed to maximise simplicity and usability.

Quality documents approved for publishing have been made available to staff via the revised intranet site, APTCentral.

Facilities and Asset Management

The most recent EoCL report indicates that across the whole of APTC eighty-six percent of students were satisfied with the provision and maintenance of APTC equipment in semester 1 2017. The following initiatives have been implemented in this six-month period.

All Sites

- › Electrical testing and tagging of portable electrical equipment completed across all sites.

Fiji

FNU

- › Refrigeration and Air Conditioning (RAC) and Electrotechnology facilities refurbished and equipment procured for FNU Samabula.
- › Extension to the FNU Samabula RAC building facility, with completion by July 2017.
- › Purchase of sewing machines for the Applied Fashion Design Technology facility, Nabua.

Walu Bay

- › WHS compliance works completed, including new fire exit walkways and the installation of a generator exhaust system.
- › New mezzanine floor for Diesel Fitting to accommodate equipment and student training space.
- › Installation of rotary ventilators to improve ventilation within the facility to be completed by July 2017.

USP

- › Patisserie training equipment procured.

Ganilau House

- › A disabled ramp on the ground floor installed.
- › Vehicle replacements for Fiji completed.

PNG

- › On-going fit-out and equipment procurement of the NATC facility.
- › Tenders current for ICT items, furniture and equipment, and vehicles.

Samoa

- › New equipment for housekeeping due for delivery in Semester 2 2017.
- › Purchase of cookery equipment, including a new cool room.
- › General works at NUS campus.
- › Refurbishment and equipment procurement for the NUS plumbing facility.
- › Vehicles replaced.

Vanuatu

- › Refurbishment and equipment procurement for the VIT kitchen facility.
- › Minor general works in the new APTC classroom and staffroom.

Solomon Islands

- › Relocation of the APTC office and training facility at Town Ground completed.
- › General works for the Skills Barn to improve ventilation.
- › Refurbishment and equipment procurement for the training kitchen facility at SINU, Kukum Campus.

Human Resources Management

There was a high volume of recruitment activity for national and international positions this semester, with fifty positions being filled, generally in alignment with the Semester 1 2017 Training Profile. This also resulted in extensive mobilisation and induction activity including pre-mobilisation briefs conducted for all new international staff for all campus country regions. Recruitment activity remained steady with an average of ten active positions on a monthly basis.

A comparative salary review was carried out for Solomon Islands national staff and as a result of this market data analysis, national salaries for Solomon Islands were increased. A national salary review is currently underway for all remaining APTC campus countries.

Gender Balance- Academic Staff

Citizenship	Academic	Male	% of Total	Female	% of Total
Australian	28	15	54%	13	46%
Fijian	30	20	67%	10	33%
Samoan	7	3	43%	4	57%
Ni-Vanuatu	11	3	27%	8	73%
PNG	16	11	69%	5	31%
Solomon Islands	2	1	50%	1	50%
Total	94	53	56%	41	44%

Gender Balance- Support Staff

Citizenship	Admin	Male	% of Total	Female	% of Total
Australian	15	5	33%	10	67%
Fijian	51	23	45%	28	55%
Samoan	8	4	50%	4	50%
Ni-Vanuatu	5	1	20%	4	80%
PNG	13	4	31%	9	69%
Solomon Islands	4	0	0%	4	100%
Total	96	37	39%	59	61%

Nationalisation

As of June 2017 APTC had twenty-seven national trainers and thirty-one tutors on staff.

Staffing Levels by Campus – June 2017

Location	Persons	% of total persons	Academic	Admin/ Mgt
Fiji RHO	47		1	46
Fiji Suva	57		41	165
Total Fiji	104	54%	42	62
Samoa	19	10%	10	9
PNG	36	19%	21	15
Vanuatu	22	11%	16	6
Solomon Islands	12	6%	6	6
Totals	193	100%	95	98

Staffing Levels by Nationality

Pacific Island national staff represent seventy-seven percent of all people employed with APTC.

Nationality	Academic	% of total Academic Staff	Admin/ Mgt	% of total Admin/Mgt Staff	Total
International	28	30%	15	16%	43
National	66	70%	81	84%	147
Total	94		96		190

ANNEXES

Annex 1 Student Activity

Cumulative Application, Enrolment, Graduate and Migration Data, by Citizenship

Fiji

Course	Funding Source						Total
	DFAT Subsidised		Total	Non-subsidised		Total	
	Female	Male		Female	Male		
Certificate III in Air-conditioning and Refrigeration	1	20	21			0	21
Certificate III in Allied Health Assistance / Certificate III in Health Services Assistance	23	6	29			0	29
Certificate III in Applied Fashion Design and Technology	108	35	143			0	143
Certificate III in Business Administration	2	4	6			0	6
Certificate III in Carpentry	2	721	723	0	4	4	727
Certificate III in Commercial Cookery	228	458	686	3	0	3	689
Certificate III in Community Services Work	34	31	65			0	65
Certificate III in Disability	65	14	79			0	79
Certificate III in Early Childhood Education and Care	711	60	771			0	771
Certificate III in Education Support	4	1	5			0	5
Certificate III in Electrotechnology Electrician	10	310	320			0	320
Certificate III in Engineering – Fabrication Trade	12	346	358			0	358
Certificate III in Engineering – Mechanical Trade (Diesel Fitting)	13	497	510	0	1	1	511
Certificate III in Engineering – Mechanical Trade (Fitting & Machining)	12	287	299			0	299
Certificate III in Engineering – Mechanical Trade (Refrigeration and Air-Conditioning)	3	134	137			0	137
Certificate III in Hairdressing	101	36	137			0	137
Certificate III in Home and Community Care / Certificate III in Aged Care	210	27	237			0	237
Certificate III in Hospitality	554	241	795			0	795
Certificate III in Hospitality (Catering Operations)	3	0	3			0	3
Certificate III in Hospitality (Lodge)	38	5	43			0	43
Certificate III in Individual Support (Ageing, Home and Community)	241	36	277			0	277
Certificate III in Light Vehicle Mechanical Technology	9	541	550	0	3	3	553
Certificate III in Painting and Decorating	156	312	468			0	468
Certificate III in Patisserie	125	141	266			0	266
Certificate III in Plumbing	7	270	277			0	277
Certificate III in Tourism	124	57	181			0	181
Certificate III in Wall and Floor Tiling	81	296	377			0	377
Certificate IV in Applied Fashion Design and Merchandising	20	7	27			0	27
Certificate IV in Business			0	27	18	45	45
Certificate IV in Community Development	32	23	55			0	55
Certificate IV in Disability	125	36	161			0	161
Certificate IV in Hospitality	77	47	124			0	124
Certificate IV in Leadership and Management	3	4	7	11	7	18	25
Certificate IV in New Small Business	57	1	58			0	58
Certificate IV in Training and Assessment	110	276	386	126	210	336	722
Certificate IV in Youth Work	41	71	112			0	112
Diploma in Community Services Work	57	45	102			0	102
Diploma of Children's Services (Early Childhood Education and Care)	142	4	146			0	146
Diploma of Management			0	1	0	1	1
Diploma of Training Design and Development			0	0	2	2	2
Diploma of Vocational Education and Training			0	8	14	22	22
Diploma of Counselling	1	1	2			0	2
Course not stated	26	36	62			0	62
Grand Total:	3568	5437	9005	176	259	435	9440

Stage 2 Total:	2388	3187	5575	136	205	341	5916
Stage 1 Total:	1180	2250	3430	40	54	94	3524

Total for Both Stages:	3568	5437	9005	176	259	435	9440
-------------------------------	-------------	-------------	-------------	------------	------------	------------	-------------

Applications Fiji - 2017

Course	Funding Source						Total
	DFAT Subsidised		Total	Non-subsidised		Total	
	Female	Male		Female	Male		
Certificate III in Air-conditioning and Refrigeration	1	12	13			0	13
Certificate III in Applied Fashion Design and Technology	50	6	56			0	56
Certificate III in Carpentry	0	43	43			0	43
Certificate III in Commercial Cookery	20	25	45			0	45
Certificate III in Community Services Work	2	2	4			0	4
Certificate III in Early Childhood Education and Care	51	2	53			0	53
Certificate III in Education Support	4	1	5			0	5
Certificate III in Electrotechnology Electrician	1	24	25			0	25
Certificate III in Engineering – Fabrication Trade	2	25	27			0	27
Certificate III in Engineering – Mechanical Trade (Diesel Fitting)	1	51	52			0	52
Certificate III in Engineering – Mechanical Trade (Fitting & Machining)	0	15	15			0	15
Certificate III in Hospitality	46	13	59			0	59
Certificate III in Individual Support (Ageing, Home and Community)	107	13	120			0	120
Certificate III in Light Vehicle Mechanical Technology	0	24	24			0	24
Certificate III in Painting and Decorating	2	12	14			0	14
Certificate III in Patisserie	11	9	20			0	20
Certificate III in Plumbing	0	25	25			0	25
Certificate III in Tourism	5	3	8			0	8
Certificate III in Wall and Floor Tiling	1	8	9			0	9
Certificate IV in Applied Fashion Design and Merchandising	20	7	27			0	27
Certificate IV in Business			0	0	3	3	3
Certificate IV in Community Development	1	4	5			0	5
Certificate IV in Disability	2	2	4			0	4
Certificate IV in Leadership and Management	1	4	5			0	5
Certificate IV in New Small Business	55	1	56			0	56
Certificate IV in Training and Assessment	14	16	30	3	8	11	41
Certificate IV in Youth Work	2	4	6			0	6
Diploma of Children's Services	2	0	2			0	2
Diploma of Counselling	1	1	2			0	2
Diploma of Training Design and Development			0	0	2	2	2
Grand Total:	402	352	754	3	13	16	770

Cumulative Enrolments Fiji - 2007 to Date

Course	Funding Source						Total
	DFAT Subsidised		Total	Non-subsidised		Total	
	Female	Male		Female	Male		
Certificate III in Air-conditioning and Refrigeration	0	6	6			0	6
Certificate III in Allied Health Assistance / Certificate III in Health Services Assistance	13	1	14			0	14
Certificate III in Applied Fashion Design and Technology	84	30	114			0	114
Certificate III in Carpentry	1	215	216	0	4	4	220
Certificate III in Commercial Cookery	73	201	274	3	2	5	279
Certificate III in Community Services Work	3	4	7			0	7
Certificate III in Disability	12	2	14			0	14
Certificate III in Early Childhood Education and Care	270	5	275			0	275
Certificate III in Electrotechnology Electrician	1	87	88			0	88
Certificate III in Engineering – Fabrication Trade	2	142	144			0	144
Certificate III in Engineering – Mechanical Trade (Diesel Fitting)	4	202	206			0	206
Certificate III in Engineering – Mechanical Trade (Fitting & Machining)	11	155	166			0	166
Certificate III in Engineering – Mechanical Trade (Refrigeration and Air-Conditioning)	0	43	43			0	43
Certificate III in Hairdressing	46	19	65			0	65
Certificate III in Home and Community Care / Certificate III in Aged Care	72	9	81			0	81
Certificate III in Hospitality	225	133	358			0	358
Certificate III in Hospitality (Lodge)	13	4	17			0	17
Certificate III in Individual Support (Ageing, Home and Community)	45	13	58			0	58
Certificate III in Light Vehicle Mechanical Technology	2	181	183	0	4	4	187
Certificate III in Painting and Decorating	75	142	217			0	217
Certificate III in Patisserie	59	74	133			0	133
Certificate III in Plumbing	3	51	54			0	54
Certificate III in Tourism	27	9	36			0	36
Certificate III in Wall and Floor Tiling	38	99	137			0	137
Certificate IV in Business			0	36	20	56	56
Certificate IV in Community Development	3	2	5			0	5
Certificate IV in Disability	76	18	94			0	94
Certificate IV in Hospitality	58	33	91			0	91
Certificate IV in Leadership and Management			0	7	5	12	12
Certificate IV in New Small Business	22	0	22			0	22
Certificate IV in Training and Assessment	85	217	302	85	128	213	515
Certificate IV in Youth Work	17	31	48			0	48
Diploma in Children's Services (Early Childhood Education and Care)	57	1	58			0	58
Diploma of Community Services Work	15	7	22			0	22
Diploma of Vocational Education and Training			0	6	13	19	19
Grand Total:	1412	2136	3548	137	176	313	3861

Stage 2 Total:	930	1254	2184	114	149	263	2447
Stage 1 Total:	482	882	1364	23	27	50	1414

Total for Both Stages:	1412	2136	3548	137	176	313	3861
-------------------------------	-------------	-------------	-------------	------------	------------	------------	-------------

Enrolments Fiji - 2017

Course	Funding Source						Total
	DFAT Subsidised		Total	Non-subsidised		Total	
	Female	Male		Female	Male		
Certificate III in Air-conditioning and Refrigeration		6	6			0	6
Certificate III in Applied Fashion Design and Technology	29	3	32			0	32
Certificate III in Carpentry		11	11	0	3	3	14
Certificate III in Commercial Cookery	5	13	18	3	0	3	21
Certificate III in Early Childhood Education and Care	8		8			0	8
Certificate III in Engineering - Fabrication Trade	1	11	12			0	12
Certificate III in Engineering - Mechanical Trade (Fitting and Machining)	1	6	7			0	7
Certificate III in Hospitality	10	5	15			0	15
Certificate III in Individual Support (Ageing, Home and Community)	14	3	17			0	17
Certificate III in Light Vehicle Mechanical Technology		7	7	0	3	3	10
Certificate III in Painting and Decorating	1	2	3			0	3
Certificate III in Patisserie	7	2	9			0	9
Certificate III in Plumbing		6	6			0	6
Certificate III in Tourism		1	1			0	1
Certificate III in Wall and Floor Tiling	2	5	7			0	7
Certificate IV in Community Development	2		2			0	2
Certificate IV in New Small Business	22		22			0	22
Certificate IV in Training and Assessment	2	2	4	10	14	24	28
Certificate IV in Youth Work	2	2	4			0	4
Grand Total:	106	85	191	13	20	33	224

Cumulative Graduates Fiji - 2007 to Date

Course	Funding Source						Total
	DFAT Subsidised		Total	Non-subsidised		Total	
	Female	Male		Female	Male		
Certificate III in Air-conditioning and Refrigeration	0	6	6			0	6
Certificate III in Allied Health Assistance / Certificate III in Health Services Assistance	12	1	13			0	13
Certificate III in Applied Fashion Design and Technology	77	27	104			0	104
Certificate III in Carpentry	0	204	204	0	4	4	208
Certificate III in Commercial Cookery	68	192	260	3	2	5	265
Certificate III in Community Services Work	3	3	6			0	6
Certificate III in Disability	11	2	13			0	13
Certificate III in Early Childhood Education and Care	253	4	257			0	257
Certificate III in Electrotechnology Electrician	1	69	70			0	70
Certificate III in Engineering – Fabrication Trade	2	138	140			0	140
Certificate III in Engineering – Mechanical Trade (Diesel Fitting)	4	194	198			0	198
Certificate III in Engineering – Mechanical Trade (Fitting & Machining)	3	108	111			0	111
Certificate III in Engineering – Mechanical Trade (Refrigeration and Air-Conditioning)	0	41	41			0	41
Certificate III in Hairdressing	46	18	64			0	64
Certificate III in Home and Community Care / Certificate III in Aged Care	67	9	76			0	76
Certificate III in Hospitality	197	107	304			0	304
Certificate III in Hospitality (Lodge)	13	4	17			0	17
Certificate III in Individual Support (Ageing, Home and Community)	45	12	57			0	57
Certificate III in Light Vehicle Mechanical Technology	2	167	169	0	3	3	172
Certificate III in Painting and Decorating	56	124	180			0	180
Certificate III in Patisserie	44	63	107			0	107
Certificate III in Plumbing	3	46	49			0	49
Certificate III in Tourism	26	9	35			0	35
Certificate III in Wall and Floor Tiling	34	84	118			0	118
Certificate IV in Business			0	9	1	10	10
Certificate IV in Community Development	1	2	3			0	3
Certificate IV in Disability	72	15	87			0	87
Certificate IV in Hospitality	55	25	80			0	80
Certificate IV in Leadership and Management			0	5	4	9	9
Certificate IV in Training and Assessment	70	179	249	66	95	161	410
Certificate IV in Youth Work	17	30	47			0	47
Diploma of Children's Services (Early Childhood Education and Care)	55	1	56			0	56
Diploma of Community Services Work	14	7	21			0	21
Grand Total:	1251	1891	3142	83	109	192	3334

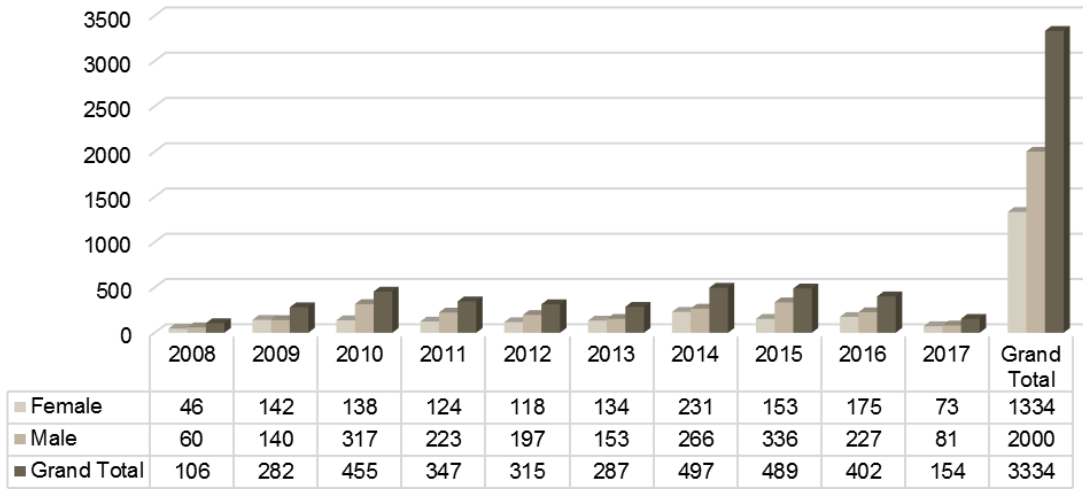
Stage 2 Total:	866	1235	2101	64	85	149	2250
Stage 1 Total:	385	656	1041	19	24	43	1084

Total for Both Stages	1251	1891	3142	83	109	192	3334
------------------------------	-------------	-------------	-------------	-----------	------------	------------	-------------

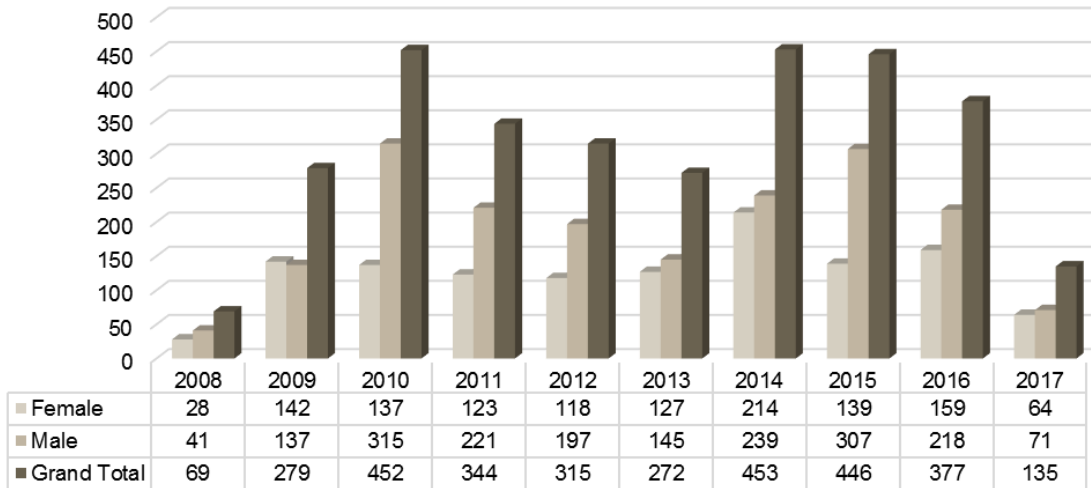
Graduates Fiji - 2017

Course	Funding Source						Total
	DFAT Subsidised		Total	Non-subsidised		Total	
	Female	Male		Female	Male		
Certificate III in Air-conditioning and Refrigeration	0	6	6			0	6
Certificate III in Applied Fashion Design and Technology	23	2	25			0	25
Certificate III in Carpentry	0	11	11	0	3	3	14
Certificate III in Commercial Cookery	1	8	9	3	2	5	14
Certificate III in Early Childhood Education and Care	6	0	6			0	6
Certificate III in Engineering - Fabrication Trade	1	10	11			0	11
Certificate III in Engineering - Mechanical Trade (Fitting and Machining)	1	6	7			0	7
Certificate III in Hospitality	10	4	14			0	14
Certificate III in Individual Support (Ageing, Home and Community)	14	2	16			0	16
Certificate III in Light Vehicle Mechanical Technology	0	5	5	0	3	3	8
Certificate III in Painting and Decorating	1	2	3			0	3
Certificate III in Plumbing	0	5	5			0	5
Certificate III in Tourism	0	1	1			0	1
Certificate III in Business			0	5	1	6	6
Certificate III in Wall and Floor Tiling	2	5	7			0	7
Certificate IV in Training and Assessment	3	3	6	1	1	2	8
Certificate IV in Youth Work	2	1	3			0	3
Grand Total:	64	71	135	9	10	19	154

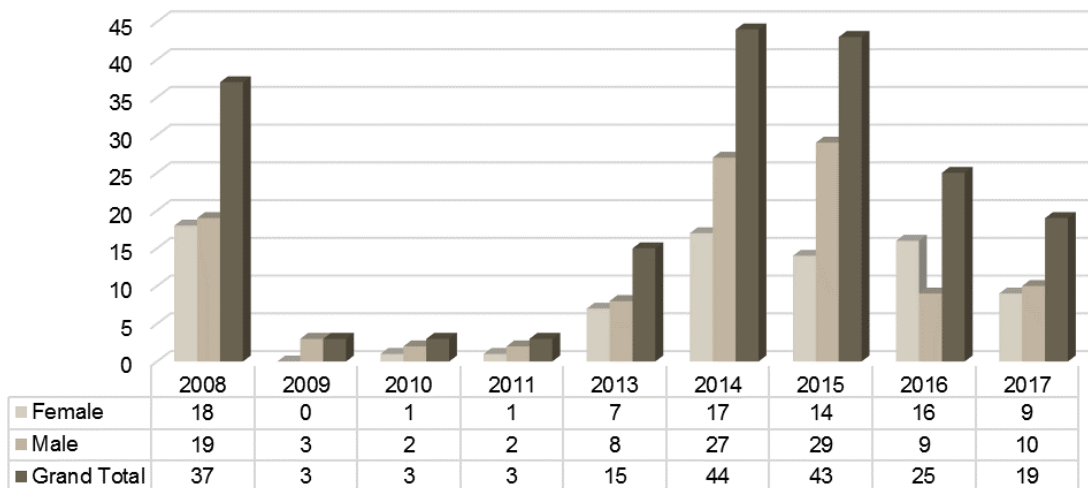
Fiji Graduates by Year and Gender



DFAT Subsidised Fiji Graduates by Year and Gender



Non-DFAT Subsidised Fiji Graduates by Year and Gender



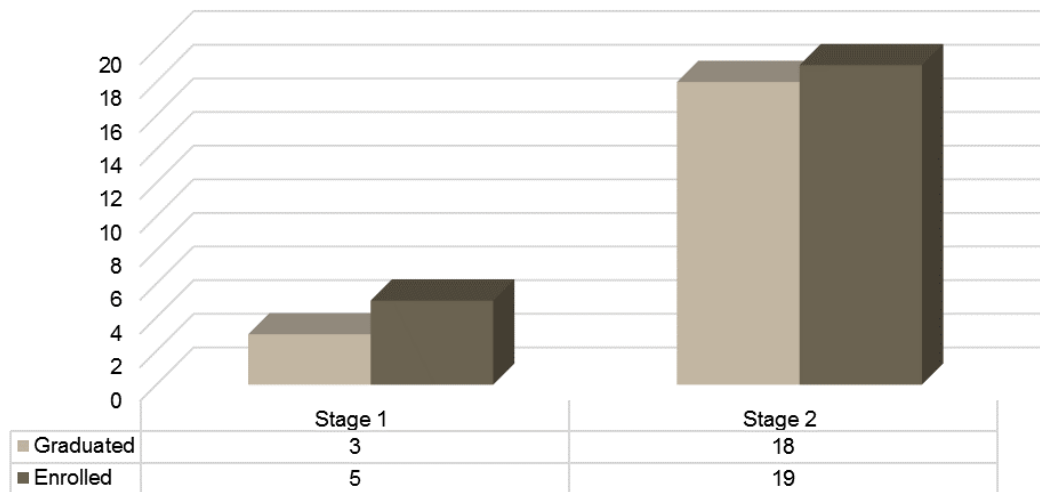
Migrations 2007 to date - Fiji Citizens	
Destination Country	Total
Australia	27
Canada	2
Cook Islands	2
Hawaii	1
Nauru	1
New Zealand	34
Niue	2
PNG	2
Samoa	8
Tuvalu	1
UAE	2
USA	2
Vanuatu	2
Not Defined	6
Grand Total:	92

Stage 2 Total:	66
Stage 1 Total:	26
Total for Both Stages:	92

Migrations 2007 to date - Fiji Citizens by Course	
APTC Course	Total
Certificate III in Carpentry	10
Certificate III in Commercial Cookery	11
Certificate III in Early Childhood Education and Care	4
Certificate III in Electrotechnology Electrician	1
Certificate III in Engineering - Fabrication Trade	4
Certificate III in Engineering - Mechanical Trade (Diesel Fitting)	5
Certificate III in Engineering - Mechanical Trade (Fitting and Machining)	4
Certificate III in Engineering - Mechanical Trade (Refrigeration and Air Conditioning)	7
Certificate III in Hairdressing	5
Certificate III in Hospitality	9
Certificate III in Light Vehicle Mechanical Technology	8
Certificate III in Patisserie	10
Certificate III in Plumbing	1
Certificate III in Tourism	2
Certificate III in Wall and Floor Tiling	3
Certificate IV in Hospitality	4
Certificate IV in Training and Assessment	9
Certificate IV in Youth Work	1
Diploma of Children's Services (Early Childhood Education and Care)	1
Grand Total:	99

Stage 2 Total:	72
Stage 1 Total:	27
Total for Both Stages:	99

Fiji Citizens Special Needs Enrolments/Graduates by Stage



Non-Completions Fiji - 2007 to Date

Course	Funding Source				Total
	DFAT Subsidised		Non-subsidised		
	Female	Male	Female	Male	
Certificate III in Allied Health Assistance / Certificate III in Health Services Assistance	1	0			1
Certificate III in Applied Fashion Design and Technology	2	2			4
Certificate III in Carpentry	1	10			11
Certificate III in Commercial Cookery	1	6			7
Certificate III in Community Services Work	0	1			1
Certificate III in Disability	1	0			1
Certificate III in Early Childhood Education and Care	15	1			16
Certificate III in Electrotechnology Electrician	0	18			18
Certificate III in Engineering – Fabrication Trade	0	3			3
Certificate III in Engineering – Mechanical Trade (Diesel Fitting)	0	8			8
Certificate III in Engineering – Mechanical Trade (Fitting & Machining)	4	28			32
Certificate III in Engineering – Mechanical Trade (Refrigeration and Air-Conditioning)	0	2			2
Certificate III in Hairdressing	0	1			1
Certificate III in Home and Community Care / Certificate III in Aged Care	5	0			5
Certificate III in Hospitality	28	26			54
Certificate III in Light Vehicle Mechanical Technology	0	12	0	1	13
Certificate III in Patisserie	8	9			17
Certificate III in Painting and Decorating	19	18			37
Certificate III in Plumbing	0	5			5
Certificate III in Tourism	1	0			1
Certificate III in Wall and Floor Tiling	4	15			19
Certificate IV in Business			16	5	21
Certificate IV in Disability	4	3			7
Certificate IV in Hospitality	3	8			11
Certificate IV in Leadership and Management			2	1	3
Certificate IV in Training and Assessment	13	35	9	18	75
Diploma of Children's Services (Early Childhood Education and Care)	2	0			2
Diploma of Community Services Work	1	0			1
Diploma of Vocational Education and Training			1	5	6
Grand Total:	113	211	28	30	382
Stage 2 Total:	53	101	25	27	206
Stage 1 Total:	60	110	3	3	176
Total for Both Stages:	113	211	28	30	382

Cumulative Deferrals Fiji - 2007 to Date

Course	Female	Male	Total
Certificate III in Air-conditioning and Refrigeration	0	1	1
Certificate III in Allied Health Assistance / Certificate III in Health Services Assistance	1	2	3
Certificate III in Carpentry	0	6	6
Certificate III in Commercial Cookery	0	1	1
Certificate III in Community Services Work	2	3	5
Certificate III in Disability	1	0	1
Certificate III in Early Childhood Education and Care	5	0	5
Certificate III in Electrotechnology Electrician	0	3	3
Certificate III in Engineering – Fabrication Trade	0	2	2
Certificate III in Engineering – Mechanical Trade (Diesel Fitting)	1	2	3
Certificate III in Engineering – Mechanical Trade (Fitting and Machining)	0	3	3
Certificate III in Engineering – Mechanical Trade (Refrigeration and Air-Conditioning)	2	0	2
Certificate III in Hospitality	6	2	8
Certificate III in Individual Support (Ageing, Home and Community)	0	2	2
Certificate III in Light Vehicle Mechanical Technology	0	4	4
Certificate III in Patisserie	2	6	8
Certificate III in Plumbing	0	2	2
Certificate III in Tourism	1	1	2
Certificate III in Wall and Floor Tiling	0	3	3
Certificate IV in Community Development	1	0	1
Certificate IV in Disability	2	1	3
Certificate IV in New Small Business	1	0	1
Certificate IV in Training and Assessment	0	9	9
Diploma in Community Services Work	0	2	2
Grand Total:	25	55	80

Stage 2 Total:	23	48	71
Stage 1 Total:	2	7	9

Total for Both Stages:	25	55	80
-------------------------------	-----------	-----------	-----------

Papua New Guinea

Cumulative Applications PNG - 2007 to Date							
Course	Funding Source						Total
	DFAT Subsidised		Total	Non-subsidised		Total	
	Female	Male		Female	Male		
Certificate III in Air-conditioning and Refrigeration	2	20	22			0	22
Certificate III in Allied Health Assistance / Certificate III in Health Services Assistance	17	10	27			0	27
Certificate III in Applied Fashion Design and Technology	3	0	3			0	3
Certificate III in Carpentry	8	613	621			0	621
Certificate III in Commercial Cookery	202	420	622	1	0	1	623
Certificate III in Community Services Work	66	67	133			0	133
Certificate III in Disability	13	9	22			0	22
Certificate III in Early Childhood Education and Care	253	85	338			0	338
Certificate III in Education Support	1	3	4			0	4
Certificate III in Electrotechnology Electrician	26	675	701	0	1	1	702
Certificate III in Engineering – Fabrication Trade	26	571	597	1	11	12	609
Certificate III in Engineering – Mechanical Trade (Diesel Fitting)	12	617	629			0	629
Certificate III in Engineering – Mechanical Trade (Fitting & Machining)	16	468	484			0	484
Certificate III in Engineering – Mechanical Trade (Refrigeration and Air-Conditioning)	6	105	111			0	111
Certificate III in Hairdressing	38	6	44			0	44
Certificate III in Home and Community Care / Certificate III in Aged Care	15	4	19			0	19
Certificate III in Hospitality	588	234	822			0	822
Certificate III in Hospitality (Catering Operations)	23	22	45			0	45
Certificate III in Hospitality (Lodge)	3	1	4			0	4
Certificate III in Individual Support	7	1	8			0	8
Certificate III in Light Vehicle Mechanical Technology	35	852	887	0	1	1	888
Certificate III in Nutrition and Dietetic Assistance	1	0	1			0	1
Certificate III in Painting and Decorating	48	26	74			0	74
Certificate III in Patisserie	27	32	59			0	59
Certificate III in Pathways to Further Study			0	16	24	40	40
Certificate III in Plumbing	3	153	156			0	156
Certificate III in Tourism	379	186	565			0	565
Certificate III in Wall and Floor Tiling	21	15	36			0	36
Certificate IV in Business			0	10	7	17	17
Certificate IV in Community Development	7	18	25			0	25
Certificate IV in Disability	6	5	11			0	11
Certificate IV in Hospitality	131	111	242			0	242
Certificate IV in Leadership and Management	27	45	72	4	0	4	76
Certificate IV in Training and Assessment	46	72	118	42	122	164	282
Certificate IV in Youth Work	16	42	58			0	58
Diploma in Community Services Work	73	98	171			0	171
Diploma of Children's Services (Early Childhood Education and Care)	59	14	73			0	73
Diploma of Management	0	4	4	0	1	1	5
Diploma of Training Design and Development			0	1	0	1	1
Diploma of Vocational Education and Training			0	5	6	11	11
Course Not Stated	11	44	55			0	55
Grand Total:	2215	5648	7863	80	173	253	8116
Stage 2 Total:	1196	3379	4575	79	170	249	4824
Stage 1 Total:	1019	2269	3288	1	3	4	3292
Total for Both Stages:	2215	5648	7863	80	173	253	8116

Applications PNG - 2017

Course	Funding Source						Total
	DFAT Subsidised		Total	Non-subsidised		Total	
	Female	Male		Female	Male		
Certificate III in Air-conditioning and Refrigeration	1	7	8			0	8
Certificate III in Allied Health Assistance / Certificate III in Health Services Assistance	2	1	3			0	3
Certificate III in Applied Fashion Design and Technology	2	0	2			0	2
Certificate III in Carpentry	2	43	45			0	45
Certificate III in Commercial Cookery	16	32	48			0	48
Certificate III in Community Services Work	13	5	18			0	18
Certificate III in Early Childhood Education and Care	12	7	19			0	19
Certificate III in Education Support	1	3	4			0	4
Certificate III in Electrotechnology Electrician	1	71	72			0	72
Certificate III in Engineering – Fabrication Trade	3	43	46			0	46
Certificate III in Engineering – Mechanical Trade (Diesel Fitting)	1	34	35			0	35
Certificate III in Engineering – Mechanical Trade (Fitting & Machining)	2	18	20			0	20
Certificate III in Hospitality	27	9	36			0	36
Certificate III in Hospitality (Catering Operations)	1	0	1			0	1
Certificate III in Individual Support	2	0	2			0	2
Certificate III in Light Vehicle Mechanical Technology	5	64	69			0	69
Certificate III in Patisserie	0	2	2			0	2
Certificate III in Painting and Decorating	3	1	4			0	4
Certificate III in Plumbing	2	18	20			0	20
Certificate III in Tourism	30	5	35			0	35
Certificate III in Wall and Floor Tiling	0	4	4			0	4
Certificate IV in Business			0	0	1	1	1
Certificate IV in Community Development	6	13	19			0	19
Certificate IV in Leadership and Management	1	6	7	2	0	2	9
Certificate IV in Training and Assessment	3	10	13	1	3	4	17
Certificate IV in Youth Work	2	4	6			0	6
Diploma of Training Design and Development			0	1	0	1	1
Grand Total:	138	400	538	4	4	8	546

Cumulative Enrolments PNG - 2007 to Date

Course	Funding Source						Total
	DFAT Subsidised		Total	Non-subsidised		Total	
	Female	Male		Female	Male		
Certificate III in Air-conditioning and Refrigeration	0	3	3			0	3
Certificate III in Carpentry	2	265	267			0	267
Certificate III in Catering Operations	8	8	16			0	16
Certificate III in Commercial Cookery	73	169	242			0	242
Certificate III in Community Services Work	6	8	14			0	14
Certificate III in Disability	4	1	5			0	5
Certificate III in Early Childhood Education and Care	73	16	89			0	89
Certificate III in Electrotechnology Electrician	5	165	170	0	1	1	171
Certificate III in Engineering – Fabrication Trade	5	224	229	1	6	7	236
Certificate III in Engineering – Mechanical Trade (Diesel Fitting)	0	237	237			0	237
Certificate III in Engineering – Mechanical Trade (Fitting & Machining)	6	245	251	0	1	1	252
Certificate III in Engineering – Mechanical Trade (Refrigeration and Air-Conditioning)	1	33	34			0	34
Certificate III in Hairdressing	11	5	16			0	16
Certificate III in Home and Community Care / Certificate III in Aged Care	5	1	6			0	6
Certificate III in Hospitality	255	120	375			0	375
Certificate III in Hospitality (Lodge)	4	2	6			0	6
Certificate III in Individual Support	1	0	1			0	1
Certificate III in Light Vehicle Mechanical Technology	6	243	249	0	2	2	251
Certificate III in Patisserie	8	9	17			0	17
Certificate III in Painting and Decorating	11	13	24			0	24
Certificate III in Pathways to Further Study			0	16	24	40	40
Certificate III in Plumbing	0	35	35			0	35
Certificate III in Tourism	73	43	116			0	116
Certificate III in Wall and Floor Tiling	7	4	11			0	11
Certificate IV in Business			0	13	6	19	19
Certificate IV in Disability	4	2	6			0	6
Certificate IV in Hospitality	40	49	89			0	89
Certificate IV in Leadership and Management	17	24	41	2	0	2	43
Certificate IV in Training and Assessment	16	28	44	21	64	85	129
Certificate IV in Youth Work	6	10	16			0	16
Diploma of Children's Services (Early Childhood Education and Care)	5	0	5			0	5
Diploma of Community Services Work	18	13	31			0	31
Diploma of Management			0	0	1	1	1
Diploma of Vocational Education and Training			0	4	5	9	9
Grand Total:	670	1975	2645	57	110	167	2812

Stage 2 Total:	442	1115	1557	57	108	165	1722
Stage 1 Total:	228	860	1088	0	2	2	1090

Total for Both Stages:	670	1975	2645	57	110	167	2812
-------------------------------	------------	-------------	-------------	-----------	------------	------------	-------------

Enrolments PNG - 2017

Course	Funding Source						Total
	DFAT Subsidised		Total	Non-subsidised		Total	
	Female	Male		Female	Male		
Certificate III in Air-conditioning and Refrigeration	0	3	3			0	3
Certificate III in Carpentry	0	11	11			0	11
Certificate III in Commercial Cookery	5	11	16			0	16
Certificate III in Early Childhood Education and Care	5	4	9			0	9
Certificate III in Electrotechnology Electrician	1	19	20	0	1	1	21
Certificate III in Engineering - Fabrication Trade	0	14	14			0	14
Certificate III in Engineering – Mechanical Trade (Diesel Fitting)	0	3	3			0	3
Certificate III in Engineering – Mechanical Trade (Fitting & Machining)	1	14	15			0	15
Certificate III in Hospitality	17	2	19			0	19
Certificate III in Individual Support	1	0	1			0	1
Certificate III in Light Vehicle Mechanical Technology	1	13	14	0	2	2	16
Certificate III in Painting and Decorating	0	4	4			0	4
Certificate III in Plumbing	0	1	1			0	1
Certificate III in Tourism	3	2	5			0	5
Certificate IV in Leadership and Management	12	15	27	2	0	2	29
Certificate IV in Training and Assessment	0	4	4	1	5	6	10
Grand Total:	46	120	166	3	8	11	177

Cumulative Graduates PNG - 2007 to Date

Course	Funding Source						Total
	DFAT Subsidised		Total	Non-subsidised		Total	
	Female	Male		Female	Male		
Certificate III in Air-conditioning and Refrigeration	0	3	3			0	3
Certificate III in Carpentry	2	243	245			0	245
Certificate III in Commercial Cookery	69	167	236			0	236
Certificate III in Community Services Work	5	7	12			0	12
Certificate III in Disability	4	1	5			0	5
Certificate III in Early Childhood Education and Care	71	15	86			0	86
Certificate III in Electrotechnology Electrician	4	146	150	0	1	1	151
Certificate III in Engineering – Fabrication Trade	5	211	216	1	6	7	223
Certificate III in Engineering – Mechanical Trade (Diesel Fitting)	0	182	182			0	182
Certificate III in Engineering – Mechanical Trade (Fitting & Machining)	5	233	238	0	1	1	239
Certificate III in Engineering – Mechanical Trade (Refrigeration and Air-Conditioning)	0	19	19			0	19
Certificate III in Hairdressing	11	5	16			0	16
Certificate III in Home and Community Care / Certificate III in Aged Care	5	1	6			0	6
Certificate III in Hospitality	232	107	339			0	339
Certificate III in Hospitality (Lodge)	4	2	6			0	6
Certificate III in Individual Support	1	0	1			0	1
Certificate III in Light Vehicle Mechanical Technology	6	206	212	0	2	2	214
Certificate III in Patisserie	8	8	16			0	16
Certificate III in Painting and Decorating	10	13	23			0	23
Certificate III in Pathways to Further Study			0	16	24	40	40
Certificate III in Plumbing	0	33	33			0	33
Certificate III in Tourism	73	41	114			0	114
Certificate III in Wall and Floor Tiling	5	4	9			0	9
Certificate IV in Business			0	3	0	3	3
Certificate IV in Disability	3	2	5			0	5
Certificate IV in Hospitality	38	47	85			0	85
Certificate IV in Leadership and Management	9	11	20			0	20
Certificate IV in Training and Assessment	14	21	35	11	32	43	78
Certificate IV in Youth Work	6	9	15			0	15
Diploma of Children's Services (Early Childhood Education and Care)	4	0	4			0	4
Diploma of Community Services Work	16	13	29			0	29
Diploma of Management			0	0	1	1	1
Grand Total:	610	1750	2360	31	67	98	2458

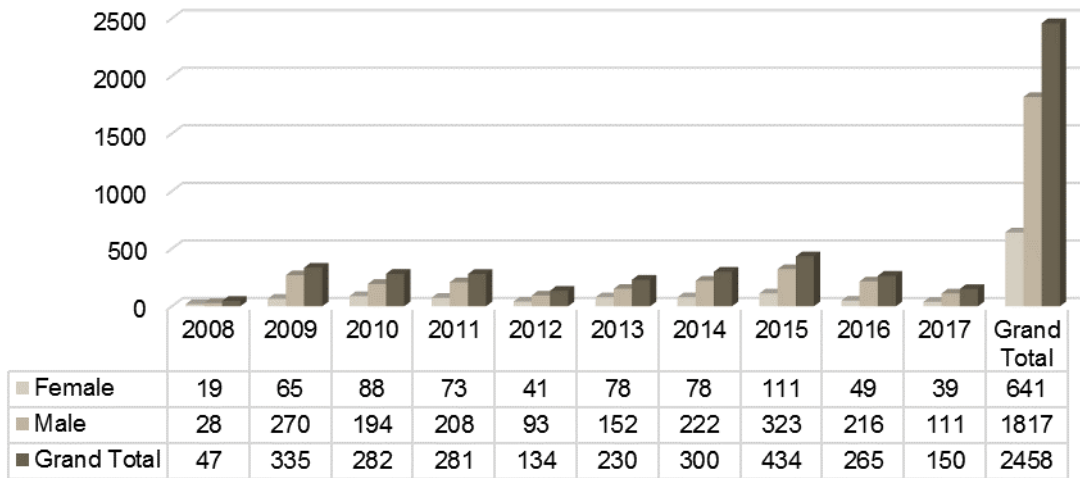
Stage 2 Total:	390	1097	1487	31	65	96	1583
Stage 1 Total:	220	653	873	0	2	2	875

Total for Both Stages:	610	1750	2360	31	67	98	2458
-------------------------------	------------	-------------	-------------	-----------	-----------	-----------	-------------

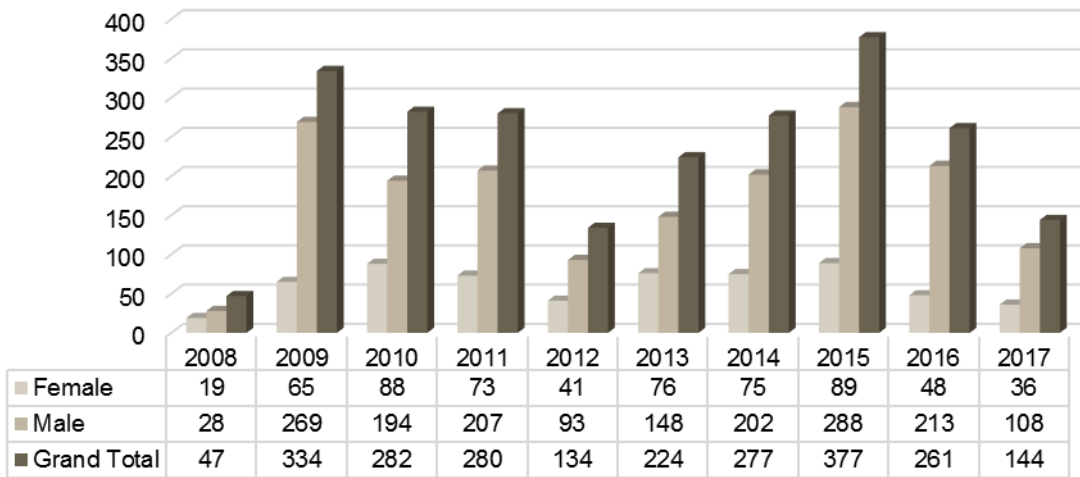
Graduates PNG - 2017

Course	Funding Source						Total
	DFAT Subsidised		Total	Non-subsidised		Total	
	Female	Male		Female	Male		
Certificate III in Air-conditioning and Refrigeration		3	3			0	3
Certificate III in Carpentry		11	11			0	11
Certificate III in Commercial Cookery	5	11	16			0	16
Certificate III in Early Childhood Education and Care	5	4	9			0	9
Certificate III in Electrotechnology Electrician	0	17	17	0	1	1	18
Certificate III in Engineering - Fabrication Trade	0	14	14			0	14
Certificate III in Engineering - Mechanical Trade (Diesel Fitting)	0	2	2			0	2
Certificate III in Engineering - Mechanical Trade (Fitting and Machining)	0	14	14			0	14
Certificate III in Hospitality	12	2	14			0	14
Certificate III in Individual Support	1	0	1			0	1
Certificate III in Light Vehicle Mechanical Technology	1	13	14	0	2	2	16
Certificate III in Painting and Decorating	0	4	4			0	4
Certificate III in Plumbing	0	1	1			0	1
Certificate III in Tourism	3	1	4			0	4
Certificate IV in Business			0	3	0	3	3
Certificate IV in Leadership and Management	9	11	20			0	20
Grand Total:	36	108	144	3	3	6	150

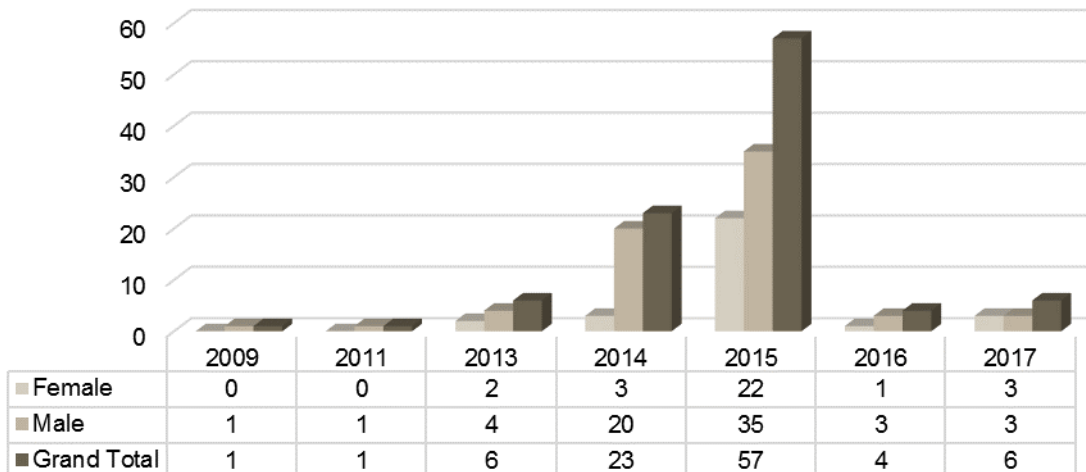
PNG Graduates by Year and Gender



DFAT Subsidised PNG Graduates by Year and Gender



Non-DFAT Subsidised PNG Graduates by Year and Gender



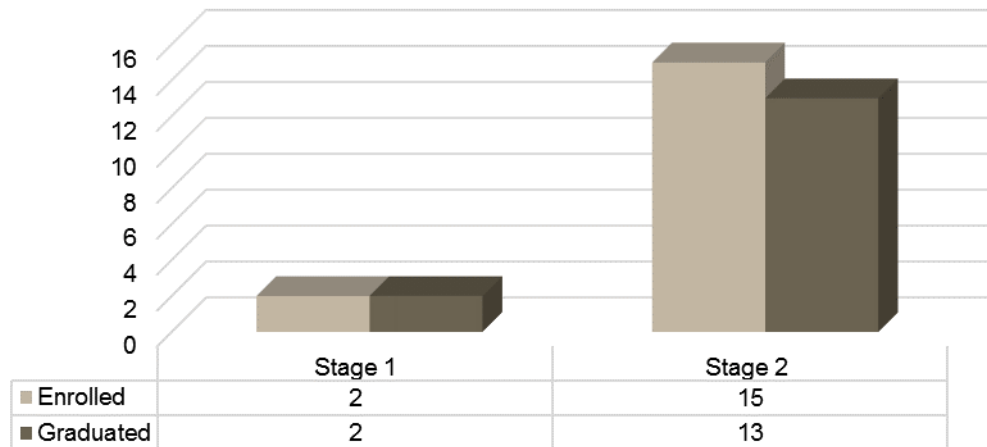
Migrations 2007 to date - PNG Citizens	
Destination Country	Total
Africa	1
Australia	7
Austria	1
Samoa	1
Vanuatu	1
Grand Total:	11

Stage 2 Total:	2
Stage 1 Total:	9
Total for Both Stages:	11

Migrations 2007 to date - PNG Citizens by Course	
APTC Course	Total
Certificate III in Carpentry	1
Certificate III in Commercial Cookery	1
Certificate III in Early Childhood Education and Care	1
Certificate III in Electrotechnology Electrician	2
Certificate III in Engineering - Mechanical Trade (Diesel Fitting)	1
Certificate III in Engineering - Mechanical Trade (Fitting and Machining)	1
Certificate III in Engineering - Mechanical Trade (Refrigeration and Air Conditioning)	1
Certificate III in Tourism	3
Diploma of Community Services Work	1
Grand Total:	12

Stage 2 Total:	3
Stage 1 Total:	9
Total for Both Stages:	12

PNG Special Needs Enrolments/Graduates by Stage



Non-Completions PNG - 2007 to Date

Course	Funding Source				Total
	DFAT Subsidised		Non-subsidised		
	Female	Male	Female	Male	
Certificate III in Carpentry	0	22			22
Certificate III in Commercial Cookery	4	2			6
Certificate III in Community Services Work	1	1			2
Certificate III in Early Childhood Education and Care	2	1			3
Certificate III in Electrotechnology Electrician	1	19			20
Certificate III in Engineering – Fabrication Trade	0	13			13
Certificate III in Engineering – Mechanical Trade (Diesel Fitting)	0	54			54
Certificate III in Engineering – Mechanical Trade (Fitting & Machining)	1	12			13
Certificate III in Engineering – Mechanical Trade (Refrigeration and Air-Conditioning)	1	14			15
Certificate III in Hospitality	22	13			35
Certificate III in Light Vehicle Mechanical Technology	0	37			37
Certificate III in Patisserie	0	1			1
Certificate III in Painting and Decorating	1	0			1
Certificate III in Plumbing	0	2			2
Certificate III in Tourism	0	1			1
Certificate III in Wall and Floor Tiling	2	0			2
Certificate IV in Business			5	2	7
Certificate IV in Disability	1	0			1
Certificate IV in Hospitality	2	2			4
Certificate IV in Leadership and Management	0	2			2
Certificate IV in Training and Assessment	2	3	9	27	41
Certificate IV in Youth Work	0	1			1
Diploma of Children's Services (Early Childhood Education and Care)	1	0			1
Diploma of Community Services Work	2	0			2
Diploma of Vocational Education and Training			2	3	5
Grand Total:	43	200	16	32	291

Stage 2 Total:	36	59	16	32	143
Stage 1 Total:	7	141	0	0	148

Total for Both Stages:	43	200	16	32	291
-------------------------------	-----------	------------	-----------	-----------	------------

Cumulative Deferrals PNG - 2007 to Date

Course	Female	Male	Total
Certificate III in Allied Health Assistance / Certificate III in Health Services Assistance	0	1	1
Certificate III in Carpentry	0	4	4
Certificate III in Commercial Cookery	1	2	3
Certificate III in Community Services Work	3	2	5
Certificate III in Disability	0	1	1
Certificate III in Early Childhood Education and Care	3	0	3
Certificate III in Electrotechnology Electrician	3	3	6
Certificate III in Engineering – Fabrication Trade	0	4	4
Certificate III in Engineering – Mechanical Trade (Diesel Fitting)	0	5	5
Certificate III in Engineering – Mechanical Trade (Fitting & Machining)	1	5	6
Certificate III in Engineering – Mechanical Trade (Refrigeration and Air-Conditioning)	1	1	2
Certificate III in Hospitality	3	0	3
Certificate III in Painting and Decorating	0	1	1
Certificate III in Plumbing	0	2	2
Certificate III in Tourism	4	0	4
Certificate IV in Disability	0	1	1
Certificate IV in Hospitality	0	1	1
Certificate IV in Training and Assessment	0	1	1
Diploma in Community Services Work	0	1	1
Grand Total:	19	35	54

Stage 2 Total:	19	34	53
Stage 1 Total:	0	1	1

Total for Both Stages:	19	35	54
-------------------------------	-----------	-----------	-----------

Samoa

Cumulative Applications Samoa - 2007 to Date

Course	Funding Source						Total
	DFAT Subsidised		Total	Non-subsidised		Total	
	Female	Male		Female	Male		
Certificate III in Air-conditioning and Refrigeration	0	5	5			0	5
Certificate III in Allied Health Assistance / Certificate III in Health Services Assistance	69	44	113			0	113
Certificate III in Business Administration	1	0	1			0	1
Certificate III in Carpentry	7	166	173			0	173
Certificate III in Commercial Cookery	127	155	282			0	282
Certificate III in Community Services Work	19	6	25			0	25
Certificate III in Disability	81	21	102			0	102
Certificate III in Early Childhood Education and Care	161	22	183			0	183
Certificate III in Education Support	60	8	68			0	68
Certificate III in Electrotechnology Electrician	0	84	84			0	84
Certificate III in Engineering – Fabrication Trade	0	129	129			0	129
Certificate III in Engineering – Mechanical Trade (Diesel Fitting)	0	33	33			0	33
Certificate III in Engineering – Mechanical Trade (Fitting & Machining)	1	47	48			0	48
Certificate III in Engineering – Mechanical Trade (Refrigeration and Air-Conditioning)	0	41	41			0	41
Certificate III in Hairdressing	27	7	34			0	34
Certificate III in Home and Community Care / Certificate III in Aged Care	8	1	9			0	9
Certificate III in Hospitality	244	126	370			0	370
Certificate III in Hospitality Lodge	47	31	78			0	78
Certificate III in Indigenous Housing Repairs	0	29	29				29
Certificate III in Individual Support	2	0	2			0	2
Certificate III in Light Vehicle Mechanical Technology	1	157	158			0	158
Certificate III in Nutrition and Dietetic Assistance	27	7	34			0	34
Certificate III in Patisserie	11	18	29			0	29
Certificate III in Painting and Decorating	7	13	20			0	20
Certificate III in Plumbing	2	98	100	0	1	1	101
Certificate III in Tourism	125	67	192			0	192
Certificate III in Wall and Floor Tiling	1	9	10			0	10
Certificate IV in Business			0	7	3	10	10
Certificate IV in Community Development	4	3	7			0	7
Certificate IV in Disability	24	8	32			0	32
Certificate IV in Hospitality	25	20	45			0	45
Certificate IV in Leadership and Management	27	15	42	2	1	3	45
Certificate IV in Training and Assessment	33	37	70	60	60	120	190
Certificate IV in Youth Work	41	50	91			0	91
Diploma in Community Services Work	16	14	30			0	30
Diploma of Management	13	4	17	7	3	10	27
Diploma of Vocational Education and Training			0	7	2	9	9
Course Not Stated	6	10	16			0	16
Grand Total:	1217	1485	2702	83	70	153	2855

Stage 2 Total:	870	843	1713	77	65	142	1855
Stage 1 Total:	347	642	989	6	5	11	1000

Total for Both Stages	1217	1485	2702	83	70	153	2855
------------------------------	-------------	-------------	-------------	-----------	-----------	------------	-------------

Applications Samoa - 2017

Course	Funding Source						Total
	DFAT Subsidised		Total	Non-subsidised		Total	
	Female	Male		Female	Male		
Certificate III in Air-conditioning and Refrigeration	0	2	2			0	2
Certificate III in Business Administration	1	0	1			0	1
Certificate III in Carpentry	0	5	5			0	5
Certificate III in Commercial Cookery	0	1	1			0	1
Certificate III in Community Services Work	1	0	1			0	1
Certificate III in Early Childhood Education and Care	2	0	2			0	2
Certificate III in Education Support	24	3	27			0	27
Certificate III in Electrotechnology Electrician	0	2	2			0	2
Certificate III in Engineering – Fabrication Trade	0	9	9			0	9
Certificate III in Engineering – Mechanical Trade (Diesel Fitting)	0	3	3			0	3
Certificate III in Engineering – Mechanical Trade (Fitting & Machining)	0	1	1			0	1
Certificate III in Hospitality	5	1	6			0	6
Certificate III in Light Vehicle Mechanical Technology	1	11	12			0	12
Certificate III in Patisserie	1	2	3			0	3
Certificate III in Plumbing	0	9	9			0	9
Certificate III in Tourism	6	1	7			0	7
Certificate III in Wall and Floor Tiling	0	1	1			0	1
Certificate IV in Business			0	1	0	1	1
Certificate IV in Community Development	1	0	1			0	1
Certificate IV in Disability	1	0	1			0	1
Certificate IV in Leadership and Management	13	11	24	1	1	2	26
Certificate IV in Training and Assessment	1	0	1	1		1	2
Certificate IV in Youth Work	1	0	1	0		0	1
Grand Total:	58	62	120	3	1	4	124

Cumulative Enrolments Samoa - 2007 to Date

Course	Funding Source						Total
	DFAT Subsidised		Total	Non-subsidised		Total	
	Female	Male		Female	Male		
Certificate III in Allied Health Assistance / Certificate III in Health Services Assistance	47	21	68			0	68
Certificate III in Carpentry	6	90	96	0	1	1	97
Certificate III in Commercial Cookery	73	102	175			0	175
Certificate III in Community Services Work	3	2	5			0	5
Certificate III in Disability	57	17	74			0	74
Certificate III in Early Childhood Education and Care	93	7	100			0	100
Certificate III in Education Support	17	3	20			0	20
Certificate III in Electrotechnology Electrician	0	36	36			0	36
Certificate III in Engineering – Fabrication Trade	0	86	86			0	86
Certificate III in Engineering – Mechanical Trade (Diesel Fitting)	0	16	16			0	16
Certificate III in Engineering – Mechanical Trade (Fitting & Machining)	0	31	31			0	31
Certificate III in Engineering – Mechanical Trade (Refrigeration and Air-Conditioning)	0	24	24			0	24
Certificate III in Hairdressing	21	6	27			0	27
Certificate III in Home and Community Care / Certificate III in Aged Care	4	0	4			0	4
Certificate III in Hospitality	168	105	273			0	273
Certificate III in Hospitality Lodge	9	8	17			0	17
Certificate III in Individual Support	2	0	2			0	2
Certificate III in Light Vehicle Mechanical Technology	0	77	77	0	1	1	78
Certificate III in Nutrition and Dietetic Assistance	17	3	20			0	20
Certificate III in Painting and Decorating	1	7	8			0	8
Certificate III in Patisserie	4	1	5			0	5
Certificate III in Plumbing	0	40	40	0	1	1	41
Certificate III in Tourism	53	39	92			0	92
Certificate III in Wall and Floor Tiling	0	4	4			0	4
Certificate IV in Business			0	10	4	14	14
Certificate IV in Community Development	0	1	1			0	1
Certificate IV in Disability	16	3	19			0	19
Certificate IV in Hospitality	12	9	21			0	21
Certificate IV in Leadership and Management	10	6	16	3	2	5	21
Certificate IV in Training and Assessment	21	28	49	48	55	103	152
Certificate IV in Youth Work	17	19	36			0	36
Diploma of Community Services Work	5	5	10			0	10
Diploma of Management	11	4	15	7	3	10	25
Diploma of Vocational Education and Training			0	9	3	12	12
Grand Total:	667	800	1467	77	70	147	1614

Stage 2 Total:	496	456	952	77	67	144	1096
Stage 1 Total:	171	344	515	0	3	3	518

Total for Both Stages:	667	800	1467	77	70	147	1614
-------------------------------	------------	------------	-------------	-----------	-----------	------------	-------------

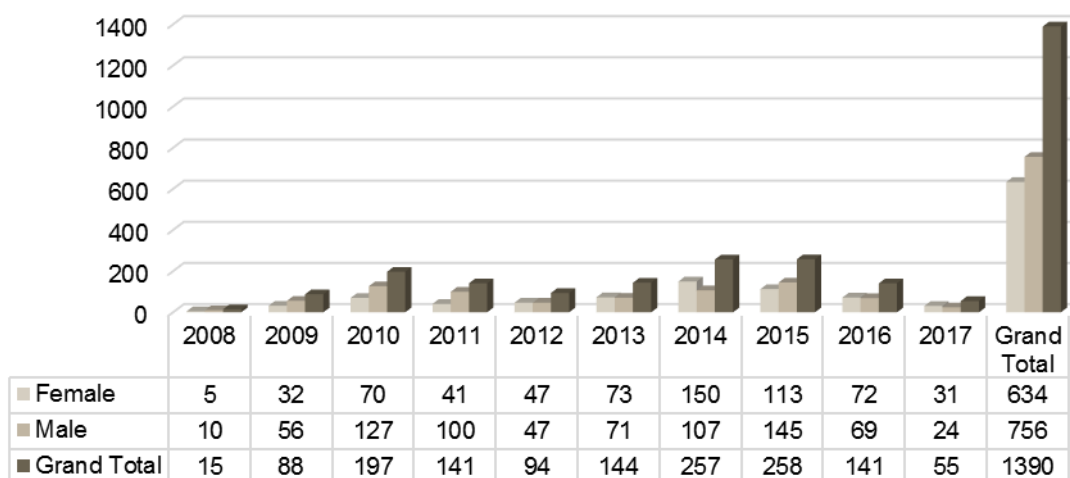
Enrolments Samoa - 2017 to date

Course	Funding Source						Total
	DFAT Subsidised		Total	Non-subsidised		Total	
	Female	Male		Female	Male		
Certificate III in Carpentry	1	3	4	0	1	1	5
Certificate III in Commercial Cookery	7	14	21			0	21
Certificate III in Early Childhood Education and Care	4	0	4			0	4
Certificate III in Education Support	17	3	20			0	20
Certificate III in Electrotechnology Electrician	0	1	1			0	1
Certificate III in Engineering - Fabrication Trade	0	1	1			0	1
Certificate III in Engineering - Mechanical Trade (Fitting and Machining)	0	2	2			0	2
Certificate III in Hospitality	9	3	12			0	12
Certificate III in Light Vehicle Mechanical Technology	0	3	3	0	1	1	4
Certificate III in Patisserie	1	0	1			0	1
Certificate III in Plumbing	0	2	2	0	1	1	3
Certificate III in Tourism	0	2	2			0	2
Certificate IV in Leadership and Management	10	6	16	3	2	5	21
Certificate IV in Training and Assessment			0	0	2	2	2
Certificate IV in Youth Work	1	1	2			0	2
Grand Total:	50	41	91	3	7	10	101

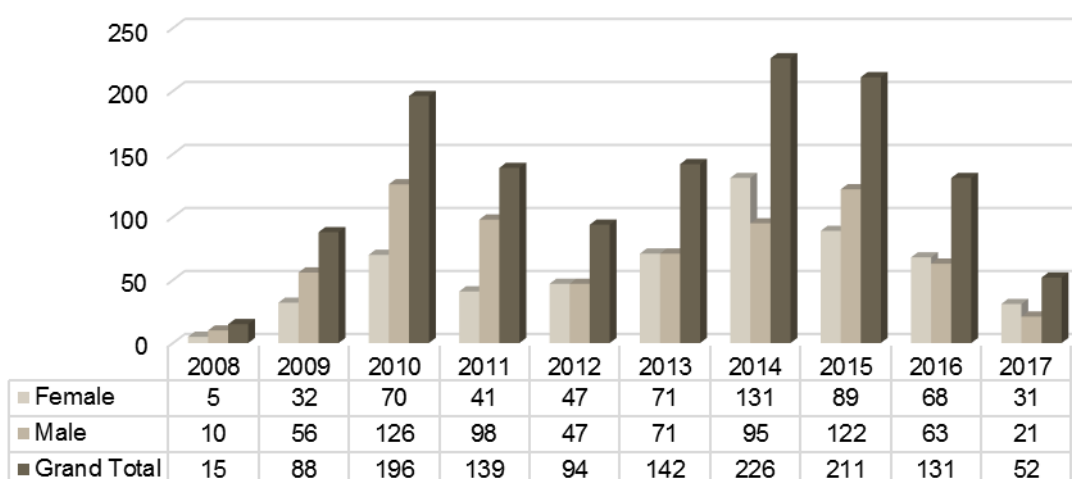
Cumulative Graduates Samoa - 2007 to Date							
Course	Funding Source						Total
	DFAT Subsidised		Total	Non-subsidised		Total	
	Female	Male		Female	Male		
Certificate III in Allied Health Assistance/Certificate III in Health Services Assistance	43	20	63			0	63
Certificate III in Carpentry	6	84	90	0	1	1	91
Certificate III in Commercial Cookery	63	82	145			0	145
Certificate III in Community Services Work	3	2	5			0	5
Certificate III in Disability	52	16	68			0	68
Certificate III in Early Childhood Education and Care	88	7	95			0	95
Certificate III in Education Support	15	3	18			0	18
Certificate III in Electrotechnology Electrician	0	33	33			0	33
Certificate III in Engineering – Fabrication Trade	0	83	83			0	83
Certificate III in Engineering – Mechanical Trade (Diesel Fitting)	0	16	16			0	16
Certificate III in Engineering – Mechanical Trade (Fitting & Machining)	0	18	18			0	18
Certificate III in Engineering – Mechanical Trade (Refrigeration and Air-Conditioning)	0	20	20			0	20
Certificate III in Hairdressing	18	6	24			0	24
Certificate III in Home and Community Care / Certificate III in Aged Care	3	0	3			0	3
Certificate III in Hospitality	139	86	225			0	225
Certificate III in Hospitality Lodge	8	8	16			0	16
Certificate III in Individual Support	2	0	2			0	2
Certificate III in Light Vehicle Mechanical Technology	0	73	73	0	1	1	74
Certificate III in Nutrition and Dietetic Assistance	15	3	18			0	18
Certificate III in Painting and Decorating	1	7	8			0	8
Certificate III in Patisserie	3	1	4			0	4
Certificate III in Plumbing	0	37	37	0	1	1	38
Certificate III in Tourism	50	38	88			0	88
Certificate III in Wall and Floor Tiling	0	3	3			0	3
Certificate IV in Community Development	0	1	1			0	1
Certificate IV in Disability	16	2	18			0	18
Certificate IV in Hospitality	8	8	16			0	16
Certificate IV in Training and Assessment	20	27	47	43	41	84	131
Certificate IV in Youth Work	17	18	35			0	35
Diploma of Community Services Work	5	4	9			0	9
Diploma of Management	10	3	13	6	3	9	22
Grand Total:	585	709	1294	49	47	96	1390
Stage 2 Total:	446	437	883	49	44	93	976
Stage 1 Total:	139	272	411	0	3	3	414
Total for Both Stages:	585	709	1294	49	47	96	1390

Graduates Samoa - 2017							
Course	Funding Source						Total
	DFAT Subsidised		Total	Non-subsidised		Total	
	Female	Male		Female	Male		
Certificate III in Carpentry	1	3	4	0	1	1	5
Certificate III in Early Childhood Education and Care	4		4			0	4
Certificate III in Education Support	15	3	18			0	18
Certificate III in Electrotechnology Electrician		1	1			0	1
Certificate III in Engineering - Fabrication Trade		1	1			0	1
Certificate III in Engineering - Mechanical Trade (Fitting and Machining)		2	2			0	2
Certificate III in Hospitality	9	3	12			0	12
Certificate III in Light Vehicle Mechanical Technology		3	3	0	1	1	4
Certificate III in Plumbing		2	2	0	1	1	3
Certificate III in Tourism		2	2			0	2
Certificate IV in Youth Work	2	1	3			0	3
Grand Total:	31	21	52	0	3	3	55

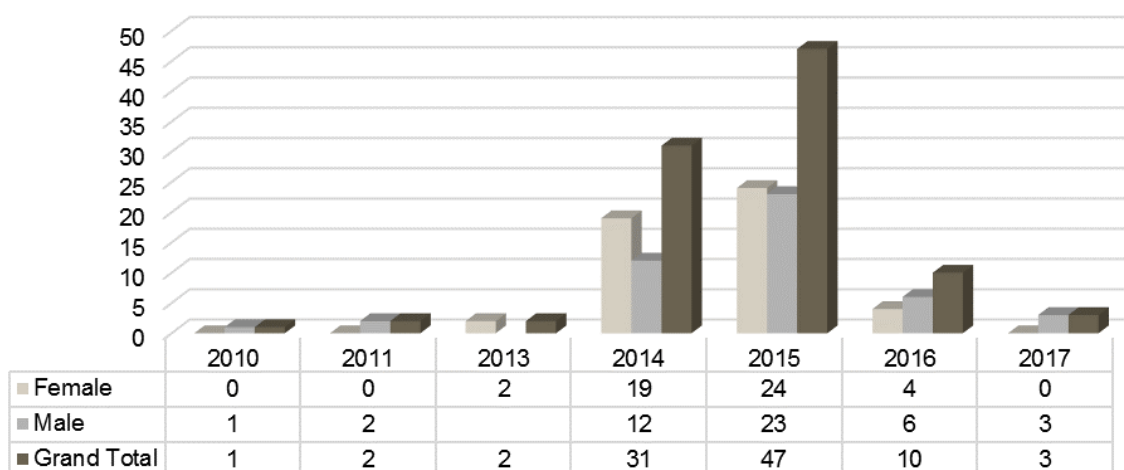
Samoa Graduates by Year and Gender



DFAT Subsidised Samoa Graduates by Year and Gender



Non-DFAT Subsidised Samoa Graduates by Year and Gender



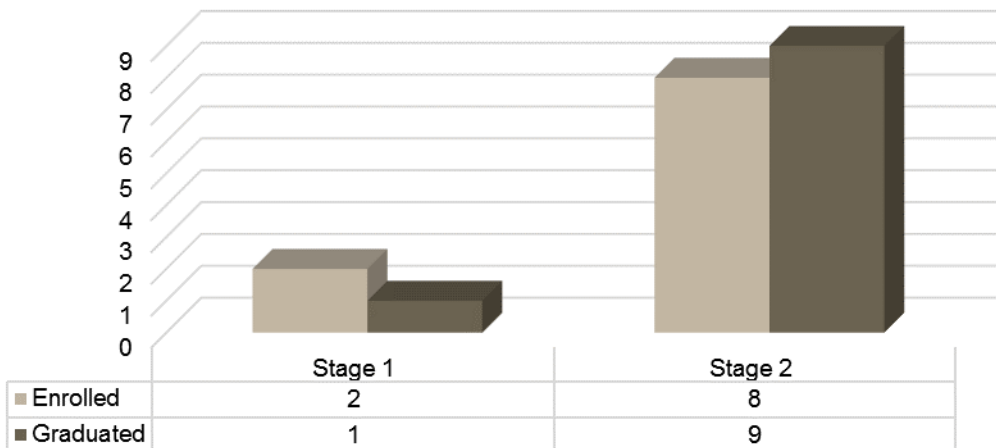
Migrations 2007 to date - Samoa Citizens	
Destination Country	Total
Africa	2
American Samoa	3
Australia	6
Cambodia	1
Fiji	4
New Zealand	39
Tonga	2
USA	3
Course Not Defined	1
Grand Total:	61

Stage 2 Total:	44
Stage 1 Total:	17
Total for Both Stages:	61

Migrations 2007 to date - Samoa Citizens by Course	
APTC Course	Total
Certificate III in Allied Health Assistance/Certificate III in Health Services Assistance	1
Certificate III in Carpentry	14
Certificate III in Commercial Cookery	6
Certificate III in Disability	4
Certificate III in Electrotechnology Electrician	2
Certificate III in Engineering - Fabrication Trade	4
Certificate III in Hairdressing	2
Certificate III in Home and Community Care/ Certificate III in Aged Care	1
Certificate III in Hospitality	10
Certificate III in Light Vehicle Mechanical Technology	3
Certificate III in Tourism	5
Certificate IV in Disability	1
Certificate IV in Hospitality	2
Certificate IV in Training and Assessment	4
Certificate IV in Youth Work	1
Diploma of Community Services Work	1
Diploma of Management	1
Grand Total:	62

Stage 2 Total:	44
Stage 1 Total:	18
Total for Both Stages:	62

Samoa Special Needs Enrolments/Graduates by Stage



Non-Completions Samoa - 2007 to Date

Course	Funding Source				Total
	DFAT Subsidised		Non-subsidised		
	Female	Male	Female	Male	
Certificate III in Allied Health Assistance/Certificate III in Health Services Assistance	4	1			5
Certificate III in Carpentry	0	6			6
Certificate III in Commercial Cookery	3	6			9
Certificate III in Disability	5	1			6
Certificate III in Early Childhood Education and Care	5	0			5
Certificate III in Education Support	1	0			1
Certificate III in Electrotechnology Electrician	0	3			3
Certificate III in Engineering – Fabrication Trade	0	3			3
Certificate III in Engineering – Mechanical Trade (Fitting & Machining)	0	13			13
Certificate III in Engineering – Mechanical Trade (Refrigeration and Air-Conditioning)	0	4			4
Certificate III in Hairdressing	3	0			3
Certificate III in Home and Community Care/Certificate III in Aged Care	1	0			1
Certificate III in Hospitality	29	19			48
Certificate III in Hospitality Lodge	1	0			1
Certificate III in Light Vehicle Mechanical Technology	0	4			4
Certificate III in Nutrition and Dietetic Assistance	2	0			2
Certificate III in Plumbing	0	3			3
Certificate III in Tourism	3	1			4
Certificate III in Wall and Floor Tiling	0	1			1
Certificate IV in Business			4	1	5
Certificate IV in Disability	0	1			1
Certificate IV in Hospitality	4	1			5
Certificate IV in Training and Assessment	1	1	5	12	19
Certificate IV in Youth Work	0	1			1
Diploma of Community Services Work	0	1			1
Diploma of Management	1	1	1	0	3
Diploma of Vocational Education and Training			7	2	9
Grand Total:	63	71	17	15	166
Stage 2 Total:	34	34	17	15	100
Stage 1 Total:	29	37	0	0	66
Total for Both Stages:	63	71	17	15	166

Cumulative Deferrals Samoa - 2007 to Date			
Course	Female	Male	Total
Certificate III in Allied Health Assistance / Certificate III in Health Services Assistance	2	0	2
Certificate III in Carpentry	0	1	1
Certificate III in Commercial Cookery	1	0	1
Certificate III in Community Services Work	2	0	2
Certificate III in Disability	1	0	1
Certificate III in Early Childhood Education and Care	3	0	3
Certificate III in Education Support	1	0	1
Certificate III in Hospitality	5	0	5
Certificate III in Plumbing	0	2	2
Certificate III in Tourism	1	1	2
Certificate IV in Community Development	1	0	1
Certificate IV in Leadership and Management	1	0	1
Grand Total:	18	4	22
Stage 2 Total:	18	3	21
Stage 1 Total:	0	1	1
Total for Both Stages:	18	4	22

Solomon Islands

Cumulative Applications Solomon Islands - 2007 to Date

Course	Funding Source						Total
	DFAT Subsidised		Total	Non-subsidised		Total	
	Female	Male		Female	Male		
Certificate III in Air-conditioning and Refrigeration	0	4	4			0	4
Certificate III in Allied Health Assistance / Certificate III in Health Services Assistance	9	8	17			0	17
Certificate III in Carpentry	1	517	518	0	2	2	520
Certificate III in Commercial Cookery	153	91	244			0	244
Certificate III in Community Services Work	70	96	166			0	166
Certificate III in Disability	9	8	17			0	17
Certificate III in Early Childhood Education and Care	546	69	615			0	615
Certificate III in Electrotechnology Electrician	9	273	282	1	1	2	284
Certificate III in Engineering – Fabrication Trade	0	43	43			0	43
Certificate III in Engineering – Mechanical Trade (Diesel Fitting)	0	172	172	0	1	1	173
Certificate III in Engineering – Mechanical Trade (Fitting & Machining)	1	24	25			0	25
Certificate III in Engineering – Mechanical Trade (Refrigeration and Air-Conditioning)	1	50	51			0	51
Certificate III in Formwork/Falsework	0	19	19	0	1	1	20
Certificate III in Hairdressing	24	2	26			0	26
Certificate III in Home and Community Care / Certificate III in Aged Care	25	9	34			0	34
Certificate III in Hospitality	264	108	372	1	0	1	373
Certificate III in Hospitality (Catering Operations)	5	5	10			0	10
Certificate III in Hospitality (Lodge)	6	3	9			0	9
Certificate III in Individual Support	11	4	15			0	15
Certificate III in Light Vehicle Mechanical Technology	4	210	214			0	214
Certificate III in Nutrition and Dietetic Assistance	3	1	4			0	4
Certificate III in Painting and Decorating	30	47	77			0	77
Certificate III in Patisserie	32	8	40			0	40
Certificate III in Plumbing	6	71	77			0	77
Certificate III in Tourism	159	149	308			0	308
Certificate III in Wall and Floor Tiling	1	27	28			0	28
Certificate IV in Business			0	7	0	7	7
Certificate IV in Community Development	20	35	55			0	55
Certificate IV in Disability	3	1	4			0	4
Certificate IV in Hospitality	83	37	120			0	120
Certificate IV in Leadership and Management	56	23	79	25	25	50	129
Certificate IV in Training and Assessment	9	25	34	33	74	107	141
Certificate IV in Youth Work	27	72	99			0	99
Diploma in Community Services Work	74	97	171			0	171
Diploma of Children's Services (Early Childhood Education and Care)	65	6	71			0	71
Diploma of Management	1	0	1			0	1
Course not stated	11	11	22			0	22
Grand Total:	1718	2325	4043	67	104	171	4214

Stage 2 Total:	959	1471	2430	67	101	168	2598
Stage 1 Total:	759	854	1613	0	3	3	1616

Total for Both Stages:	1718	2325	4043	67	104	171	4214
-------------------------------	-------------	-------------	-------------	-----------	------------	------------	-------------

Applications Solomon Islands - 2017 to date

Course	Funding Source						Total
	DFAT Subsidised		Total	Non-subsidised		Total	
	Female	Male		Female	Male		
Certificate III in Air-conditioning and Refrigeration	0	2	2			0	2
Certificate III in Carpentry	0	15	15			0	15
Certificate III in Commercial Cookery	4	2	6			0	6
Certificate III in Community Services Work	0	1	1			0	1
Certificate III in Early Childhood Education and Care	3	0	3			0	3
Certificate III in Electrotechnology Electrician	1	6	7			0	7
Certificate III in Engineering – Fabrication Trade	0	1	1			0	1
Certificate III in Engineering – Mechanical Trade (Diesel Fitting)	0	2	2			0	2
Certificate III in Hospitality	1	1	2			0	2
Certificate III in Individual Support	0	2	2			0	2
Certificate III in Light Vehicle Mechanical Technology	0	2	2			0	2
Certificate III in Painting and Decorating	0	3	3			0	3
Certificate III in Patisserie	0	1	1			0	1
Certificate III in Plumbing	0	2	2			0	2
Certificate III in Tourism	3	1	4			0	4
Certificate IV in Business			0	2	0	2	2
Certificate IV in Community Development	1	1	2			0	2
Certificate IV in Leadership and Management	46	5	51			0	51
Certificate IV in Training and Assessment	2	2	4	1	1	2	6
Certificate IV in Youth Work	0	5	5			0	5
Grand Total:	61	54	115	3	1	4	119

Cumulative Enrolments Solomon Islands - 2007 to Date

Course	Funding Source						Total
	DFAT Subsidised		Total	Non-subsidised		Total	
	Female	Male		Female	Male		
Certificate III in Air-conditioning and Refrigeration	0	2	2			0	2
Certificate III in Allied Health Assistance / Certificate III in Health Services Assistance	0	1	1			0	1
Certificate III in Carpentry	0	125	125	0	3	3	128
Certificate III in Commercial Cookery	27	27	54			0	54
Certificate III in Community Services Work	29	27	56			0	56
Certificate III in Disability	4	1	5			0	5
Certificate III in Early Childhood Education and Care	165	18	183			0	183
Certificate III in Electrotechnology Electrician	5	67	72	1	1	2	74
Certificate III in Engineering – Fabrication Trade	0	13	13			0	13
Certificate III in Engineering – Mechanical Trade (Diesel Fitting)	0	57	57	0	1	1	58
Certificate III in Engineering – Mechanical Trade (Fitting & Machining)	0	3	3			0	3
Certificate III in Engineering – Mechanical Trade (Refrigeration and Air-Conditioning)	0	16	16			0	16
Certificate III in Formwork/Falsework	0	37	37	0	1	1	38
Certificate III in Hairdressing	12	1	13			0	13
Certificate III in Home and Community Care / Certificate III in Aged Care	7	4	11			0	11
Certificate III in Hospitality	123	39	162			0	162
Certificate III in Hospitality (Lodge)	2	1	3			0	3
Certificate III in Individual Support	2	0	2			0	2
Certificate III in Light Vehicle Mechanical Technology	0	72	72	0	2	2	74
Certificate III in Painting and Decorating	9	25	34			0	34
Certificate III in Patisserie	14	0	14			0	14
Certificate III in Plumbing	1	26	27			0	27
Certificate III in Tourism	28	27	55			0	55
Certificate III in Wall and Floor Tiling	1	13	14			0	14
Certificate IV in Business			0	6	0	6	6
Certificate IV in Community Development	6	0	6			0	6
Certificate IV in Hospitality	28	17	45			0	45
Certificate IV in Leadership and Management	39	22	61	24	25	49	110
Certificate IV in Training and Assessment	4	18	22	38	72	110	132
Certificate IV in Youth Work	8	23	31			0	31
Diploma of Children's Services (Early Childhood Education and Care)	7	1	8			0	8
Diploma of Community Services Work	5	8	13			0	13
Grand Total:	526	691	1217	69	105	174	1391
Stage 2 Total:	392	528	920	69	105	174	1094
Stage 1 Total:	134	163	297	0	0	0	297
Total for Both Stages:	526	691	1217	69	105	174	1391

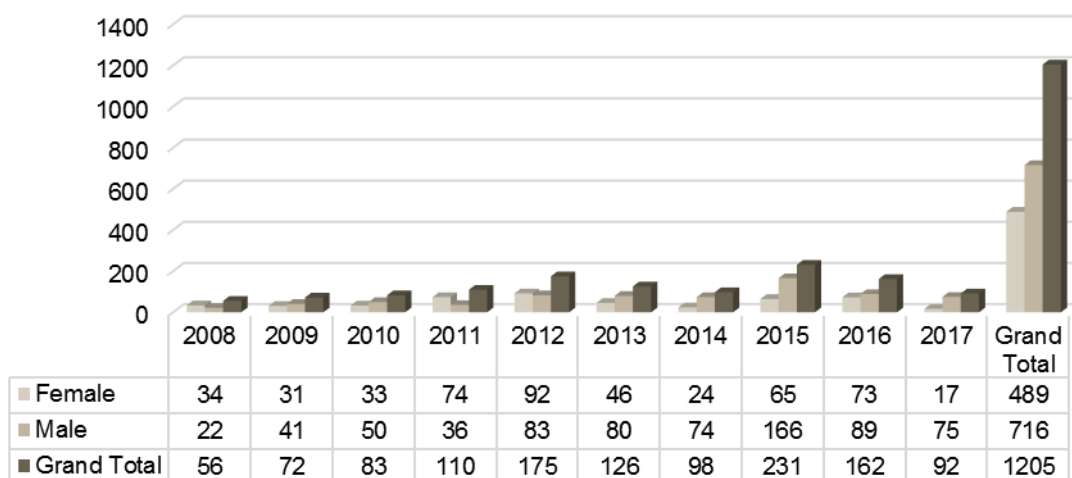
Enrolments Solomon Islands - 2017 to date							
Course	Funding Source						Total
	DFAT Subsidised		Total	Non-subsidised		Total	
	Female	Male		Female	Male		
Certificate III in Air-conditioning and Refrigeration	0	2	2			0	2
Certificate III in Carpentry	0	17	17	0	3	3	20
Certificate III in Commercial Cookery	3	0	3			0	3
Certificate III in Community Services	9	13	22			0	22
Certificate III in Early Childhood Education and Care	5	0	5			0	5
Certificate III in Electrotechnology Electrician	0	8	8			0	8
Certificate III in Engineering - Mechanical Trade (Fitting and Machining)	0	1	1			0	1
Certificate III in Hospitality	16	0	16			0	16
Certificate III in Individual Support	1	0	1			0	1
Certificate III in Light Vehicle Mechanical Technology			0	0	2	2	2
Certificate III in Painting and Decorating	0	5	5			0	5
Certificate III in Patisserie	2	0	2			0	2
Certificate III in Plumbing	0	1	1			0	1
Certificate III in Tourism	0	3	3			0	3
Certificate III in Wall and Floor Tiling	0	3	3			0	3
Certificate IV in Community Development	4	0	4			0	4
Certificate IV in Leadership and Management	37	22	59			0	59
Certificate IV in Training and Assessment	3	16	19	1	6	7	26
Grand Total:	80	91	171	1	11	12	183

Cumulative Graduates Solomon Islands - 2007 to Date							
Course	Funding Source						Total
	DFAT Subsidised		Total	Non-subsidised		Total	
	Female	Male		Female	Male		
Certificate III in Air-conditioning and Refrigeration	0	2	2			0	2
Certificate III in Allied Health Assistance/Certificate III in Health Services Assistance	0	1	1			0	1
Certificate III in Carpentry	0	118	118	0	3	3	121
Certificate III in Commercial Cookery	23	27	50			0	50
Certificate III in Community Services Work	26	25	51			0	51
Certificate III in Disability	4	1	5			0	5
Certificate III in Early Childhood Education and Care	156	15	171			0	171
Certificate III in Electrotechnology Electrician	5	65	70	1	1	2	72
Certificate III in Engineering – Fabrication Trade	0	13	13			0	13
Certificate III in Engineering – Mechanical Trade (Diesel Fitting)	0	56	56	0	1	1	57
Certificate III in Engineering – Mechanical Trade (Fitting and Machining)	0	3	3			0	3
Certificate III in Engineering – Mechanical Trade (Refrigeration and Air-Conditioning)	0	16	16			0	16
Certificate in Formwork/Falsework	0	33	33	0	1	1	34
Certificate III in Hairdressing	12	1	13			0	13
Certificate III in Home and Community Care / Certificate III in Aged Care	7	4	11			0	11
Certificate III in Hospitality	99	36	135			0	135
Certificate III in Hospitality (Lodge)	2	1	3			0	3
Certificate III in Individual Support	2	0	2			0	2
Certificate III in Light Vehicle Mechanical Technology	0	61	61	0	2	2	63
Certificate III in Painting and Decorating	9	25	34			0	34
Certificate III in Patisserie	12	0	12			0	12
Certificate III in Plumbing	1	26	27			0	27
Certificate III in Tourism	28	25	53			0	53
Certificate III in Wall and Floor Tiling	1	13	14			0	14
Certificate IV in Community Development	2	0	2			0	2
Certificate IV in Hospitality	28	17	45			0	45
Certificate IV in Leadership and Management	3	16	19	20	22	42	61
Certificate IV in Training and Assessment	1	6	7	28	49	77	84
Certificate IV in Youth Work	7	23	30			0	30
Diploma of Children's Services (Early Childhood Education and Care)	7	1	8			0	8
Diploma of Community Services Work	5	7	12			0	12
Grand Total:	440	637	1077	49	79	128	1205
Stage 2 Total:	314	502	816	49	79	128	944
Stage 1 Total:	126	135	261	0	0	0	261
Total for Both Stages:	440	637	1077	49	79	128	1205

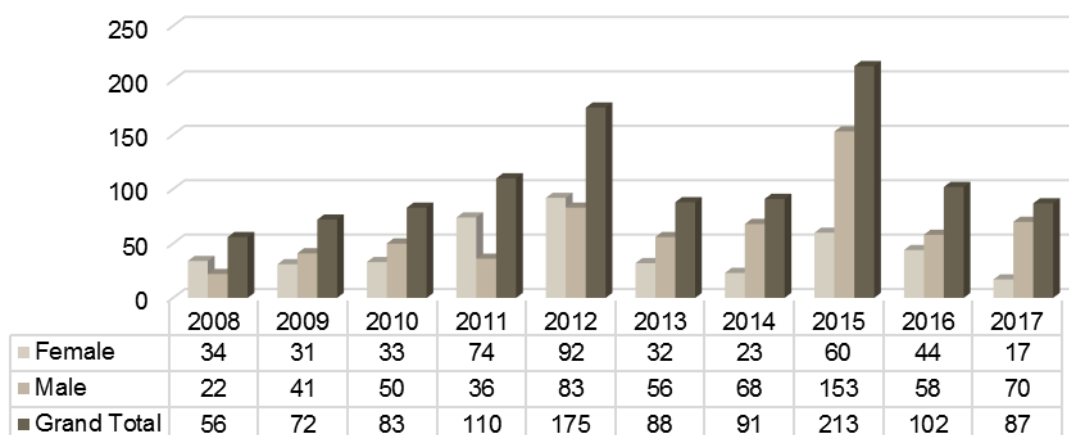
Graduates Solomon Islands - 2017

Course	Funding Source						Total
	DFAT Subsidised		Total	Non-subsidised		Total	
	Female	Male		Female	Male		
Certificate III in Air-conditioning and Refrigeration	0	2	2			0	2
Certificate III in Carpentry	0	15	15	0	3	3	18
Certificate III in Community Services	8	12	20			0	20
Certificate III in Early Childhood Education and Care	5	0	5			0	5
Certificate III in Electrotechnology Electrician	0	8	8			0	8
Certificate III in Engineering - Mechanical Trade (Fitting and Machining)	0	1	1			0	1
Certificate III in Individual Support	1	0	1			0	1
Certificate III in Light Vehicle Mechanical Technology			0	0	2	2	2
Certificate III in Painting and Decorating	0	5	5			0	5
Certificate III in Plumbing	0	1	1			0	1
Certificate III in Tourism	0	3	3			0	3
Certificate III in Wall and Floor Tiling	0	3	3			0	3
Certificate IV in Leadership and Management	3	16	19			0	19
Certificate IV in Training and Assessment	0	4	4			0	4
Grand Total:	17	70	87	0	5	5	92

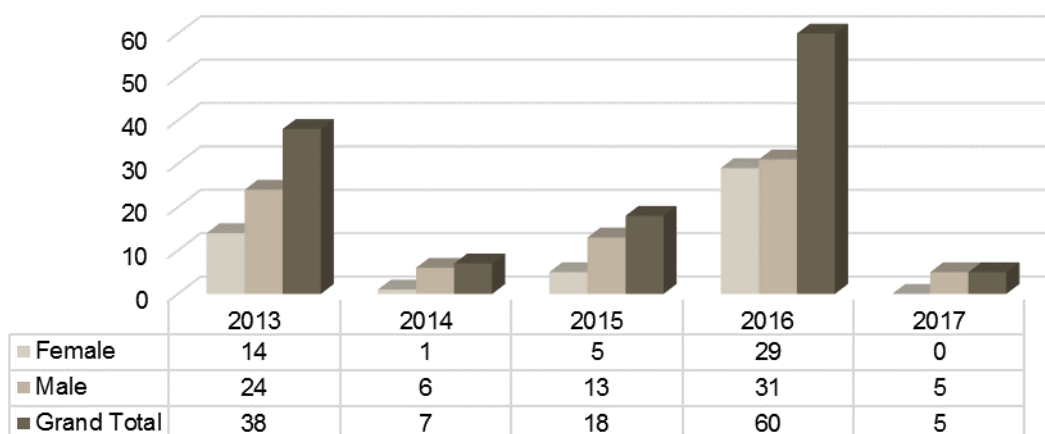
Solomon Islands Graduates by Year and Gender



DFAT Subsidised Solomon Islands Graduates by Year and Gender



Non-DFAT Subsidised Solomon Islands Graduates by Year and Gender



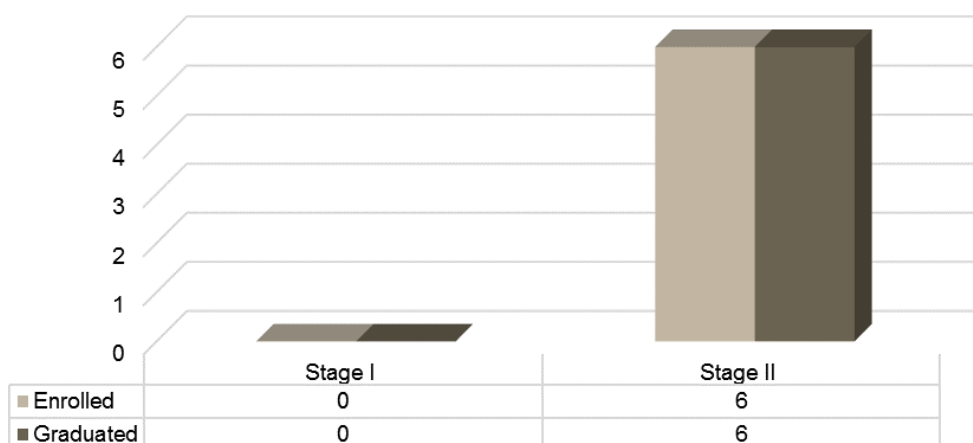
Migrations 2007 to date - Solomon Island Citizens	
Destination Country	Total
Australia	3
Canada	3
Fiji	2
New Zealand	3
PNG	2
Vanuatu	4
Grand Total:	17

Stage 2 Total:	10
Stage 1 Total:	7
Total for Both Stages:	17

Migrations 2007 to date - Solomon Islands Citizens by Course	
APTC Course	Total
Certificate III in Carpentry	1
Certificate III in Commercial Cookery	1
Certificate III in Community Services Work	1
Certificate III in Early Childhood Education and Care	2
Certificate III in Electrotechnology Electrician	2
Certificate III in Hairdressing	2
Certificate III in Hospitality	5
Certificate III in Tourism	2
Certificate IV in Leadership and Management	1
Grand Total:	17

Stage 2 Total:	10
Stage 1 Total:	7
Total for Both Stages:	17

Solomon Islands Special Needs Enrolments/Graduates by Stage



Non-Completions Solomon Islands - 2007 to Date

Course	Funding Source				Total
	DFAT Subsidised		Non-Subsidised		
	Female	Male	Female	Male	
Certificate III in Carpentry	0	6			6
Certificate III in Commercial Cookery	1	0			1
Certificate III in Community Services	3	2			5
Certificate III in Early Childhood Education and Care	9	3			12
Certificate III in Electrotechnology Electrician	0	2			2
Certificate III in Engineering - Mechanical Trade (Diesel Fitting)	0	1			1
Certificate III in Formwork/Falsework	0	4			4
Certificate III in Hospitality	9	3			12
Certificate III in Light Vehicle Mechanical Technology	0	11			11
Certificate III in Tourism	0	2			2
Certificate IV in Business			1	0	1
Certificate IV in Leadership and Management	2	0	4	3	9
Certificate IV in Training and Assessment			9	17	26
Certificate IV in Youth Work	1	0			1
Diploma of Community Services Work	0	1			1
Grand Total:	25	35	14	20	94

Stage 2 Total:	20	27	14	20	81
Stage 1 Total:	5	8	0	0	13

Total for Both Stages:	25	35	14	20	94
-------------------------------	-----------	-----------	-----------	-----------	-----------

Cumulative Deferrals Solomon Islands - 2007 to Date

Course	Female	Male	Total
Certificate III in Carpentry	0	3	3
Certificate III in Commercial Cookery	3	0	3
Certificate III in Community Services Work	4	5	9
Certificate III in Early Childhood Education and Care	5	3	8
Certificate III in Electrotechnology Electrician	0	4	4
Certificate III in Engineering – Mechanical Trade (Refrigeration and Air-Conditioning)	0	1	1
Certificate III in Hospitality	1	4	5
Certificate III in Hospitality (Lodge)	1	0	1
Certificate III in Individual Support	1	0	1
Certificate III in Painting and Decorating	0	1	1
Certificate III in Plumbing	0	1	1
Certificate III in Tourism	2	1	3
Certificate IV in Community Development	1	0	1
Certificate IV in Hospitality (Supervision)	1	0	1
Certificate IV in Youth Work	4	3	7
Grand Total:	23	26	49

Stage 2 Total:	22	25	47
Stage 1 Total:	1	1	2

Total for Both Stages:	23	26	49
-------------------------------	-----------	-----------	-----------

Vanuatu

Cumulative Applications Vanuatu - 2007 to Date

Course	Funding Source						Total
	DFAT Subsidised		Total	Non-subsidised		Total	
	Female	Male		Female	Male		
Certificate III in Air-conditioning and Refrigeration	0	3	3			0	3
Certificate III in Allied Health Assistance / Certificate III in Health Services Assistance	10	8	18			0	18
Certificate III in Carpentry	7	305	312			0	312
Certificate III in Commercial Cookery	97	139	236			0	236
Certificate III in Community Services Work	19	29	48			0	48
Certificate III in Disability	3	2	5			0	5
Certificate III in Early Childhood Education and Care	536	64	600			0	600
Certificate III in Education Support	71	19	90			0	90
Certificate III in Electrotechnology Electrician	9	91	100			0	100
Certificate III in Engineering – Fabrication Trade	3	45	48			0	48
Certificate III in Engineering – Mechanical Trade (Diesel Fitting)	1	31	32			0	32
Certificate III in Engineering – Mechanical Trade (Fitting & Machining)	4	25	29			0	29
Certificate III in Engineering – Mechanical Trade (Refrigeration and Air-Conditioning)	1	30	31			0	31
Certificate III in Hairdressing	9	0	9			0	9
Certificate III in Home and Community Care / Certificate III in Aged Care	3	0	3			0	3
Certificate III in Hospitality	309	122	431			0	431
Certificate III in Hospitality (Catering Operations)	1	1	2			0	2
Certificate III in Hospitality (Lodge)	28	6	34			0	34
Certificate III in Individual Support	1	0	1			0	1
Certificate III in Light Vehicle Mechanical Technology	3	128	131			0	131
Certificate III in Nutrition and Dietetic Assistance	2	0	2			0	2
Certificate III in Painting and Decorating	32	19	51			0	51
Certificate III in Patisserie	6	21	27			0	27
Certificate III in Plumbing	0	37	37			0	37
Certificate III in Tourism	243	133	376			0	376
Certificate III in Wall and Floor Tiling	8	25	33			0	33
Certificate IV in Business	4	11	15	7	1	8	23
Certificate IV in Community Development	55	68	123			0	123
Certificate IV in Disability	2	1	3			0	3
Certificate IV in Hospitality	115	51	166			0	166
Certificate IV in Leadership and Management	29	24	53	4	6	10	63
Certificate IV in Training and Assessment	57	94	151	89	113	202	353
Certificate IV in Youth Work	72	52	124			0	124
Diploma of Children's Services	103	6	109			0	109
Diploma in Community Services Work	28	33	61			0	61
Diploma of Management	22	45	67	10	33	43	110
Diploma of Vocational Education and Training			0	5	1	6	6
Course Not Stated	18	28	46			0	46
Grand Total:	1911	1696	3607	115	154	269	3876

Stage 2 Total:	1131	1002	2133	110	148	258	2391
Stage 1 Total:	780	694	1474	5	6	11	1485

Total for Both Stages:	1911	1696	3607	115	154	269	3876
-------------------------------	-------------	-------------	-------------	------------	------------	------------	-------------

Applications Vanuatu - 2017

Course	Funding Source						Total
	DFAT Subsidised		Total	Non-subsidised		Total	
	Female	Male		Female	Male		
Certificate III in Air-conditioning and Refrigeration	0	1	1			0	1
Certificate III in Carpentry	0	4	4			0	4
Certificate III in Community Services Work	0	2	2			0	2
Certificate III in Early Childhood Education and Care	2	0	2			0	2
Certificate III in Education Support	15	3	18			0	18
Certificate III in Electrotechnology Electrician	0	1	1			0	1
Certificate III in Engineering – Mechanical Trade (Fitting & Machining)	0	2	2			0	2
Certificate III in Hospitality	4	1	5			0	5
Certificate III in Plumbing	0	1	1			0	1
Certificate III in Tourism	8	0	8			0	8
Certificate IV in Community Development	3	2	5			0	5
Certificate IV in Leadership and Management	7	5	12	0	3	3	15
Certificate IV in Training and Assessment	9	10	19			0	19
Certificate IV in Youth Work	0	1	1			0	1
Grand Total:	48	33	81	0	3	3	84

Cumulative Enrolments Vanuatu - 2007 to Date

Course	Funding Source						Total
	DFAT Subsidised		Total	Non-subsidised		Total	
	Female	Male		Female	Male		
Certificate III in Air-conditioning and Refrigeration	0	1	1			0	1
Certificate III in Allied Health Assistance / Certificate III in Health Services Assistance	3	1	4			0	4
Certificate III in Carpentry	2	132	134			0	134
Certificate III in Commercial Cookery	39	74	113			0	113
Certificate III in Community Services Work	2	6	8			0	8
Certificate III in Disability	1	0	1			0	1
Certificate III in Early Childhood Education and Care	231	19	250			0	250
Certificate III in Education Support	14	5	19			0	19
Certificate III in Electrotechnology Electrician	1	19	20			0	20
Certificate III in Engineering – Fabrication Trade	0	13	13			0	13
Certificate III in Engineering – Mechanical Trade (Diesel Fitting)	0	10	10			0	10
Certificate III in Engineering – Mechanical Trade (Fitting & Machining)	1	2	3			0	3
Certificate III in Engineering – Mechanical Trade (Refrigeration and Air-Conditioning)	1	11	12			0	12
Certificate III in Hairdressing	3	0	3			0	3
Certificate III in Hospitality	226	104	330	1	0	1	331
Certificate III in Hospitality (Lodge)	10	3	13			0	13
Certificate III in Light Vehicle Mechanical Technology	2	37	39			0	39
Certificate III in Painting and Decorating	14	10	24			0	24
Certificate III in Patisserie	0	2	2			0	2
Certificate III in Plumbing	0	7	7			0	7
Certificate III in Tourism	118	83	201			0	201
Certificate III in Wall and Floor Tiling	3	15	18			0	18
Certificate IV in Business			0	10	2	12	12
Certificate IV in Community Development	29	28	57			0	57
Certificate IV in Disability	0	1	1			0	1
Certificate IV in Hospitality	58	33	91			0	91
Certificate IV in Leadership and Management	9	8	17	2	4	6	23
Certificate IV in Training and Assessment	35	51	86	72	93	165	251
Certificate IV in Youth Work	46	31	77			0	77
Diploma of Children's Services	40	4	44			0	44
Diploma of Community Services Work	10	14	24			0	24
Diploma of Management	9	31	40	6	27	33	73
Diploma of Vocational Education and Training			0	5	1	6	6
Grand Total:	907	755	1662	96	127	223	1885

Stage 2 Total:	563	446	1009	86	114	200	1209
Stage 1 Total:	344	309	653	10	13	23	676

Total for Both Stages	907	755	1662	96	127	223	1885
------------------------------	------------	------------	-------------	-----------	------------	------------	-------------

Enrolments Vanuatu - 2017

Course	Funding Source						Total
	DFAT Subsidised		Total	Non-subsidised		Total	
	Female	Male		Female	Male		
Certificate III in Air-conditioning and Refrigeration	0	1	1			0	1
Certificate III in Carpentry	0	2	2			0	2
Certificate III in Commercial Cookery	4	0	4			0	4
Certificate III in Early Childhood Education and Care	9	0	9			0	9
Certificate III in Education Support	14	5	19			0	19
Certificate III in Hospitality	15	0	15			0	15
Certificate III in Light Vehicle Mechanical Technology	1	1	2			0	2
Certificate III in Tourism	6	2	8			0	8
Certificate III in Wall and Floor Tiling	0	1	1			0	1
Certificate IV in Community Development	7	4	11			0	11
Certificate IV in Leadership and Management	9	8	17	2	4	6	23
Certificate IV in Training and Assessment	6	4	10	4	7	11	21
Certificate IV in Youth Work	8	3	11			0	11
Grand Total:	79	31	110	6	11	17	127

Cumulative Graduates Vanuatu - 2007 to Date

Course	Funding Source						Total
	DFAT Subsidised		Total	Non-subsidised		Total	
	Female	Male		Female	Male		
Certificate III in Allied Health Assistance/Certificate III in Health Services Assistance	3	1	4			0	4
Certificate III in Carpentry	2	126	128			0	128
Certificate III in Commercial Cookery	35	70	105			0	105
Certificate III in Community Services Work	2	3	5			0	5
Certificate III in Disability	1	0	1			0	1
Certificate III in Early Childhood Education and Care	218	17	235			0	235
Certificate III in Education Support	14	4	18			0	18
Certificate III in Electrotechnology Electrician	1	17	18			0	18
Certificate III in Engineering – Fabrication Trade	0	12	12			0	12
Certificate III in Engineering – Mechanical Trade (Diesel Fitting)	0	9	9			0	9
Certificate III in Engineering – Mechanical Trade (Fitting & Machining)	1	2	3			0	3
Certificate III in Engineering – Mechanical Trade (Refrigeration and Air-Conditioning)	1	9	10			0	10
Certificate III in Hairdressing	3	0	3			0	3
Certificate III in Hospitality	203	72	275	1	0	1	276
Certificate III in Hospitality (Lodge)	10	3	13			0	13
Certificate III in Light Vehicle Mechanical Technology	2	35	37			0	37
Certificate III in Nutrition and Dietetic Assistance			0			0	0
Certificate III in Painting and Decorating	13	9	22			0	22
Certificate III in Patisserie	0	2	2			0	2
Certificate III in Plumbing	0	6	6			0	6
Certificate III in Tourism	108	71	179			0	179
Certificate III in Wall and Floor Tiling	3	13	16			0	16
Certificate IV in Community Development	22	23	45				45
Certificate IV in Disability	0	1	1			0	1
Certificate IV in Hospitality	54	25	79			0	79
Certificate IV in Training and Assessment	25	35	60	64	82	146	206
Certificate IV in Youth Work	44	29	73			0	73
Diploma of Children's Services (Early Childhood Education and Care)	36	4	40			0	40
Diploma of Community Services Work	9	13	22			0	22
Diploma of Management	9	27	36	6	25	31	67
Grand Total:	819	638	1457	71	107	178	1635

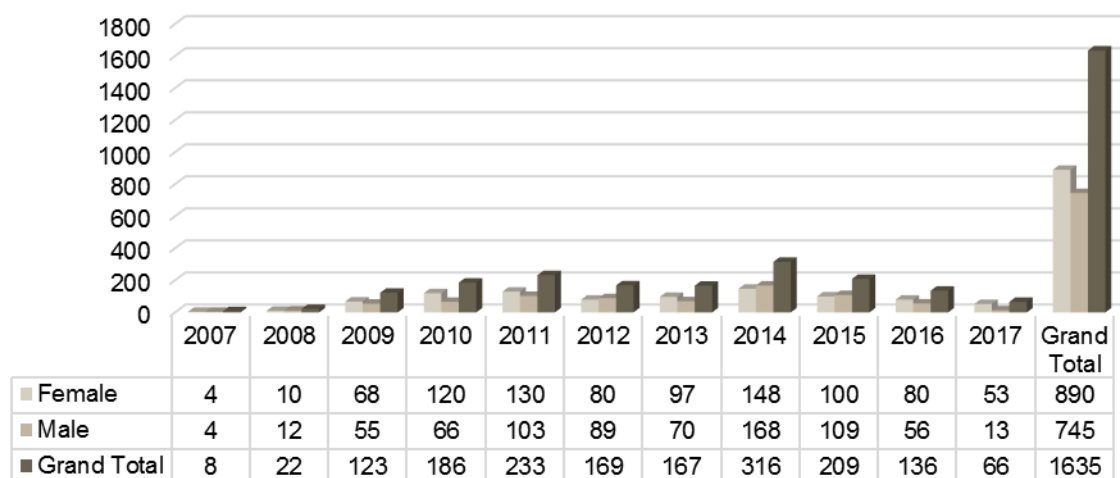
Stage 2 Total:	526	428	954	63	96	159	1113
Stage 1 Total:	293	210	503	8	11	19	522

Total for Both Stages:	819	638	1457	71	107	178	1635
-------------------------------	------------	------------	-------------	-----------	------------	------------	-------------

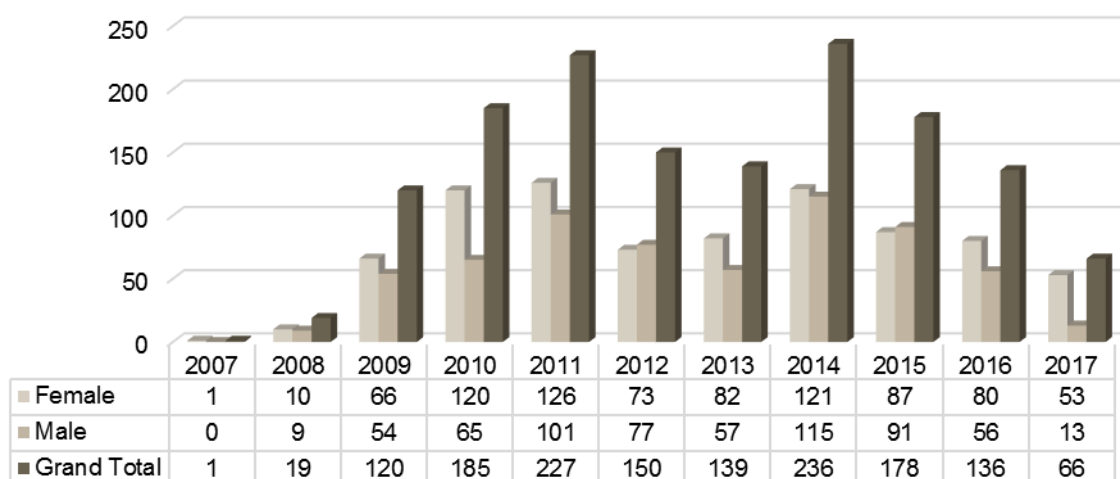
Graduates Vanuatu - 2017

Course	Funding Source						Total
	DFAT Subsidised		Total	Non-subsidised		Total	
	Female	Male		Female	Male		
Certificate III in Carpentry	0	2	2			0	2
Certificate III in Commercial Cookery	1	0	1			0	1
Certificate III in Early Childhood Education and Care	9	0	9			0	9
Certificate III in Education Support	14	4	18			0	18
Certificate III in Hospitality	14	0	14			0	14
Certificate III in Light Vehicle Mechanical Technology	1	1	2			0	2
Certificate III in Tourism	6	2	8			0	8
Certificate III in Wall and Floor Tiling	0	1	1			0	1
Certificate IV in Youth Work	8	3	11			0	11
Grand Total:	53	13	66	0	0	0	66

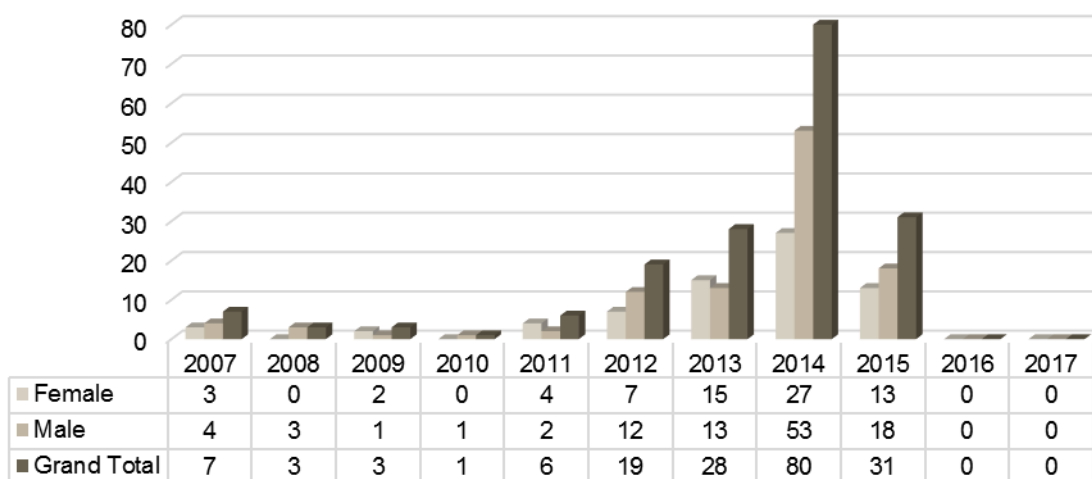
Vanuatu Graduates by Year and Gender



DFAT Subsidised Vanuatu Graduates by Year and Gender



Non-DFAT Subsidised Vanuatu Graduates by Year and Gender



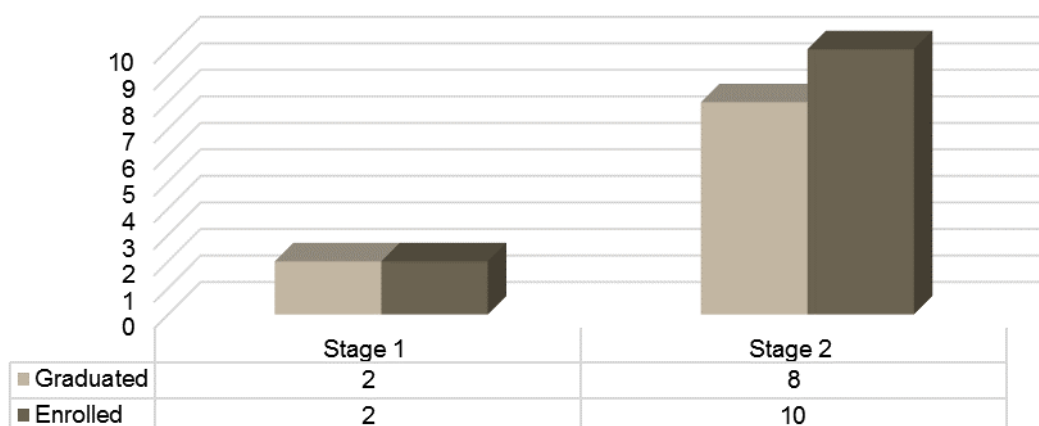
Migrations 2007 to date - Vanuatu Citizens	
Destination Country	Total
Australia	24
Fiji	3
Ivory Coast, Africa	2
Marshall Islands	1
New Zealand	7
Norfolk Islands	1
Noumea, New Caledonia	1
Samoa	1
Not Defined	4
Grand Total:	44

Stage 2 Total:	28
Stage 1 Total:	16
Total for Both Stages:	44

Migrations 2007 to date - Vanuatu Citizens by Course	
APTC Course	Total
Certificate III in Carpentry	1
Certificate III in Commercial Cookery	4
Certificate III in Hospitality	7
Certificate III in Hospitality (Lodge)	1
Certificate III in Tourism	11
Certificate IV in Community Development	2
Certificate IV in Hospitality	8
Certificate IV in Training and Assessment	11
Certificate IV in Youth Work	3
Diploma of Management	4
Grand Total:	52

Stage 2 Total:	30
Stage 1 Total:	22
Total for Both Stages:	52

Vanuatu Special Needs Enrolments/Graduates by Stage



Non-Completions Vanuatu - 2007 to Date

Course	Funding Source				Total
	DFAT Subsidised		Non-subsidised		
	Female	Male	Female	Male	
Certificate III in Carpentry	0	6			6
Certificate III in Commercial Cookery	1	4			5
Certificate III in Community Services Work	0	3			3
Certificate III in Early Childhood Education and Care	13	2			15
Certificate III in Electrotechnology Electrician	0	2			2
Certificate III in Engineering – Fabrication Trade	0	1			1
Certificate III in Engineering – Mechanical Trade (Diesel Fitting)	0	1			1
Certificate III in Engineering – Mechanical Trade (Refrigeration and Air-Conditioning)	0	2			2
Certificate III in Hospitality	22	32			54
Certificate III in Light Vehicle Mechanical Technology	0	2			2
Certificate III in Painting and Decorating	1	1			2
Certificate III in Plumbing	0	1			1
Certificate III in Tourism	10	12			22
Certificate III in Wall and Floor Tiling	0	2			2
Certificate IV in Business	2	1			3
Certificate IV in Community Development	0	1			1
Certificate IV in Hospitality	4	8			12
Certificate IV in Training and Assessment	4	12	4	4	24
Certificate IV in Youth Work	2	2			4
Diploma of Children's Services	4	0			4
Diploma of Community Services Work	1	1			2
Diploma of Management	0	4	0	2	6
Diploma of Vocational Education and Training			1	0	1
Grand Total:	64	100	5	6	175

Stage 2 Total:	22	33	4	6	65
Stage 1 Total:	42	67	1	0	110

Total for Both Stages: | 64 | 100 | 5 | 6 | 175

Cumulative Deferrals Vanuatu - 2007 to Date

Course	Female	Male	Total
Certificate III in Community Services Work	0	3	3
Certificate III in Early Childhood Education and Care	1	0	1
Certificate III in Education Support	2	0	2
Certificate III in Hospitality	2	0	2
Certificate III in Tourism	1	1	2
Certificate IV in Community Development	3	0	3
Certificate IV in Hospitality	6	0	6
Certificate IV in Leadership and Management	2	0	2
Certificate IV in Training and Assessment	1	4	5
Certificate IV in Youth Work	0	1	1
Diploma of Children's Services	1	0	1
Grand Total:	19	9	28

Stage 2 Total:	17	9	26
Stage 1 Total:	2	0	2

Total for Both Stages: | 19 | 9 | 28

Cook Islands

Cumulative Applications Cook Islands - 2007 to Date

Course	Funding Source						Total
	DFAT Subsidised		Total	Non-subsidised		Total	
	Female	Male		Female	Male		
Certificate III in Hospitality	1	0	1			0	1
Certificate IV in Training and Assessment	1	0	1			0	1
Grand Total:	2	0	2	0	0	0	2

Stage 2 Total:	1	0	1	0	0	0	1
Stage 1 Total:	1	0	1	0	0	0	1

Total for Both Stages:	2	0	2	0	0	0	2
-------------------------------	----------	----------	----------	----------	----------	----------	----------

Applications Cook Islands - 2017

Course	Funding Source						Total
	DFAT Subsidised		Total	Non-subsidised		Total	
	Female	Male		Female	Male		
Certificate III in Hospitality	1	0	1			0	1
Grand Total:	1	0	1	0	0	0	1

Cumulative Enrolments Cook Islands - 2007 to Date

Course	Funding Source						Total
	DFAT Subsidised		Total	Non-subsidised		Total	
	Female	Male		Female	Male		
Certificate IV in Training and Assessment	1	0	1			0	1
Grand Total:	1	0	1	0	0	0	1

Stage 2 Total:	0	0	0	0	0	0	0
Stage 1 Total:	1	0	1	0	0	0	1

Total for Both Stages:	1	0	1	0	0	0	1
-------------------------------	----------	----------	----------	----------	----------	----------	----------

Enrolments Cook Islands - 2017

Course	Funding Source						Total
	DFAT Subsidised		Total	Non-subsidised		Total	
	Female	Male		Female	Male		
None			0			0	0
Grand Total:	0	0	0	0	0	0	0

Cumulative Graduates Cook Islands - 2007 to Date

Course	Funding Source						Total
	DFAT Subsidised		Total	Non-subsidised		Total	
	Female	Male		Female	Male		
Certificate IV in Training and Assessment	1	0	1			0	1
Grand Total:	1	0	1	0	0	0	1

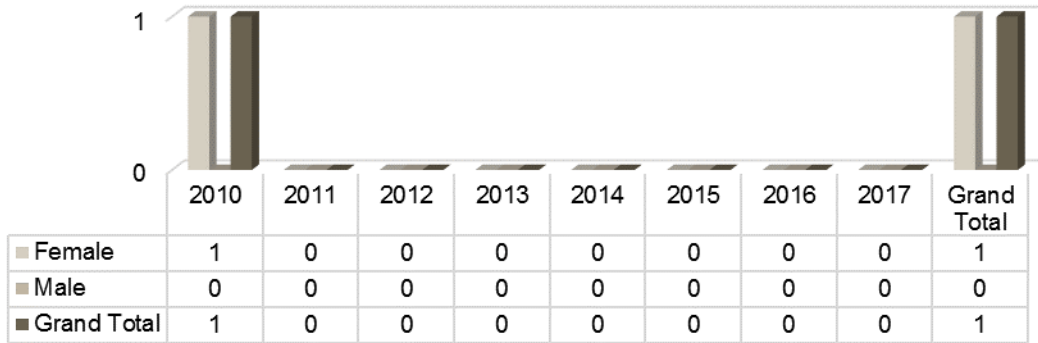
Stage 2 Total:	0	0	0	0	0	0	0
Stage 1 Total:	1	0	1	0	0	0	1

Total for Both Stages:	1	0	1	0	0	0	1
-------------------------------	----------	----------	----------	----------	----------	----------	----------

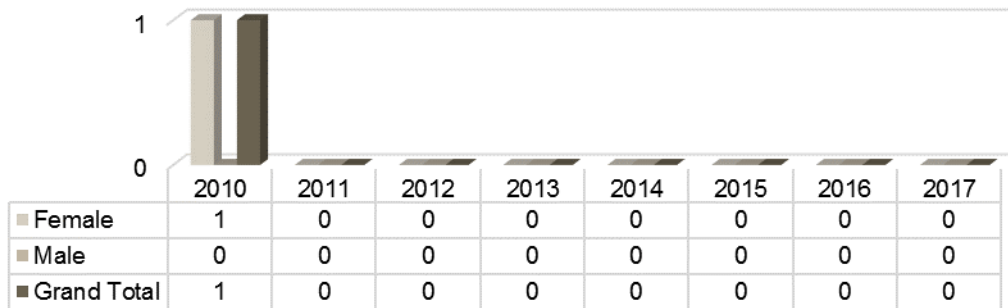
Graduates Cook Islands - 2017

Course	Funding Source						Total
	DFAT Subsidised		Total	Non-subsidised		Total	
	Female	Male		Female	Male		
None			0			0	0
Grand Total:	0	0	0	0	0	0	0

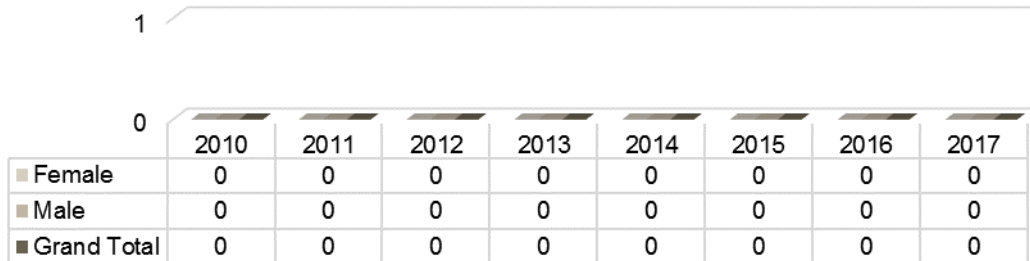
Cook Is. Graduates by Year and Gender



DFAT Subsidised Cook Is. Graduates by Year and Gender



Non-DFAT Subsidised Cook Is. Graduates by Year and Gender



Migrations 2007 to date - Cook Islands Citizens	
Destination Country	Total
None	
Grand Total:	0
Stage 2 Total:	
	0
Stage 1 Total:	
	0
Total for Both Stages:	
	0

Cook Islands Citizens Special Needs Enrolments/Graduates by Stage

	Stage 1	Stage 2
■ Graduated	0	0
■ Enrolled	0	0

Non-Completions Cook Islands - 2007 to Date					
Course	Funding Source				Total
	DFAT Subsidised		Non-subsidised		
	Female	Male	Female	Male	
None					0
Grand Total:	0	0	0	0	0
Stage 2 Total:					
	0	0	0	0	0
Stage 1 Total:					
	0	0	0	0	0
Total for Both Stages:					
	0	0	0	0	0

Cumulative Deferrals Cook Islands - 2007 to Date			
Course	Female	Male	Total
None			0
Grand Total:	0	0	0
Stage 2 Total:			
	0	0	0
Stage 1 Total:			
	0	0	0
Total for Both Stages:			
	0	0	0

Federated States of Micronesia

Cumulative Applications Federated States of Micronesia - 2007 to Date							
Course	Funding Source						Total
	DFAT Subsidised		Total	Non-subsidised		Total	
	Female	Male		Female	Male		
Certificate III in Carpentry	0	2	2			0	2
Certificate III in Early Childhood Education and Care	4	3	7			0	7
Certificate III in Electrotechnology Electrician	0	5	5			0	5
Certificate III in Engineering – Mechanical Trade (Diesel Fitting)	0	1	1			0	1
Certificate III in Engineering – Mechanical Trade (Fitting & Machining)	0	1	1			0	1
Certificate III in Engineering – Mechanical Trade (Refrigeration & Air-Conditioning)	0	2	2			0	2
Certificate III in Home and Community Care / Certificate III in Aged Care	1	0	1			0	1
Certificate III in Light Vehicle Mechanical Technology	0	6	6			0	6
Certificate III in Tourism	5	2	7			0	7
Certificate IV in Youth Work	0	1	1			0	1
Diploma in Community Services Work	0	1	1			0	1
Diploma of Children's Services	2	1	3			0	3
Course Not Stated	0	4	4			0	4
Grand Total:	12	29	41	0	0	0	41

Stage 2 Total:	2	7	9	0	0	0	9
Stage 1 Total:	10	22	32	0	0	0	32

Total for Both Stages:	12	29	41	0	0	0	41
-------------------------------	-----------	-----------	-----------	----------	----------	----------	-----------

Applications Federated States of Micronesia – 2017							
Course	Funding Source						Total
	DFAT Subsidised		Total	Non-subsidised		Total	
	Female	Male		Female	Male		
None			0			0	0
Grand Total:	0	0	0	0	0	0	0

Cumulative Enrolments Federated States of Micronesia - 2007 to Date							
Course	Funding Source						Total
	DFAT Subsidised		Total	Non-subsidised		Total	
	Female	Male		Female	Male		
Certificate III in Early Childhood Education and Care	2	2	4			0	4
Certificate III in Electrotechnology Electrician	0	1	1			0	1
Certificate III in Engineering – Mechanical Trade (Refrigeration and Air-Conditioning)	0	2	2			0	2
Grand Total:	2	5	7	0	0	0	7

Stage 2 Total:	0	3	3	0	0	0	3
Stage 1 Total:	2	2	4	0	0	0	4

Total for Both Stages:	2	5	7	0	0	0	7
-------------------------------	----------	----------	----------	----------	----------	----------	----------

Enrolments Federated States of Micronesia - 2017							
Course	Funding Source						Total
	DFAT Subsidised		Total	Non-subsidised		Total	
	Female	Male		Female	Male		
None			0			0	0
Grand Total:	0	0	0	0	0	0	0

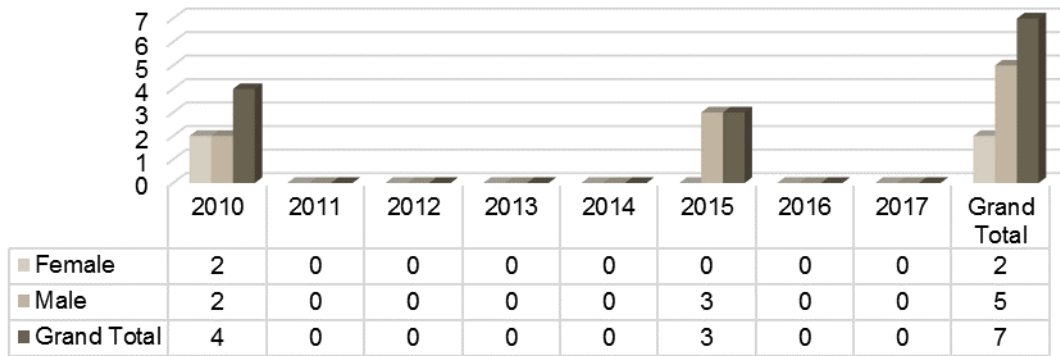
Cumulative Graduates Federated States of Micronesia - 2007 to Date

Course	Funding Source						Total
	DFAT Subsidised		Total	Non-subsidised		Total	
	Female	Male		Female	Male		
Certificate III in Early Childhood Education and Care	2	2	4			0	4
Certificate III in Electrotechnology Electrician	0	1	1			0	1
Certificate III in Engineering – Mechanical Trade (Refrigeration and Air-Conditioning)	0	2	2			0	2
Grand Total:	2	5	7	0	0	0	7
Stage 2 Total:							
	0	3	3	0	0	0	3
Stage 1 Total:							
	2	2	4	0	0	0	4
Total for Both Stages:							
	2	5	7	0	0	0	7

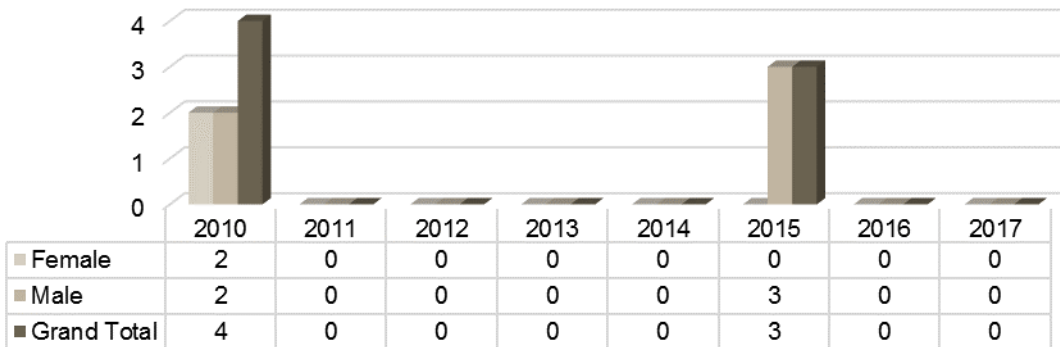
Graduates Federated States of Micronesia - 2017

Course	Funding Source						Total
	DFAT Subsidised		Total	Non-subsidised		Total	
	Female	Male		Female	Male		
None			0			0	0
Grand Total:	0	0	0	0	0	0	0

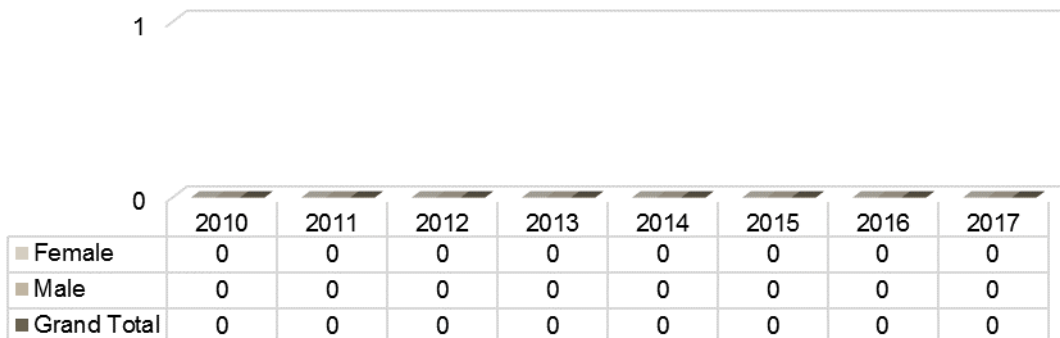
FSM Graduates by Year and Gender



DFAT Subsidised FSM Graduates by Year and Gender



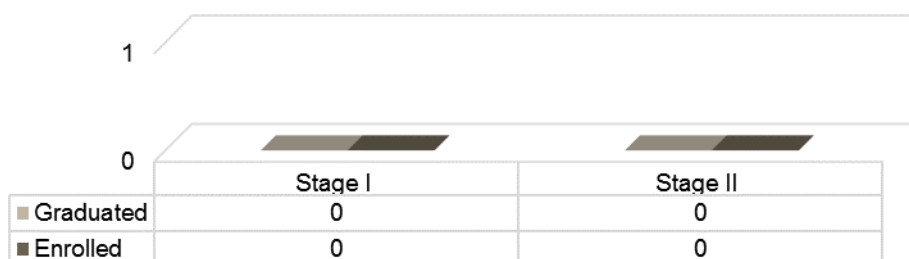
Non-DFAT Subsidised FSM Graduates by Year and Gender



Migrations 2007 to date - Federated States of Micronesia Citizens	
Destination Country	Total
None	0
Grand Total:	0

Stage 2 Total:	0
Stage 1 Total:	0
Total for Both Stages:	0

Special Needs FSM Enrolments/Graduates by Stage



Non-Completions Federated States of Micronesia - 2007 to Date					
Course	Funding Source				Total
	DFAT Subsidised		Non-subsidised		
	Female	Male	Female	Male	
None					0
Grand Total:	0	0	0	0	0
Stage 2 Total:	0	0	0	0	0
Stage 1 Total:	0	0	0	0	0
Total for Both Stages:	0	0	0	0	0

Cumulative Deferrals Federated States of Micronesia - 2007 to Date			
Course	Female	Male	Total
None			0
Grand Total:	0	0	0
Stage 2 Total:	0	0	0
Stage 1 Total:	0	0	0
Total for Both Stages:	0	0	0

Kiribati

Cumulative Applications Kiribati - 2007 to Date

Course	Funding Source						Total
	DFAT Subsidised		Total	Non-subsidised		Total	
	Female	Male		Female	Male		
Certificate III in Air-conditioning and Refrigeration	0	2	2			0	2
Certificate III in Allied Health Assistance / Certificate III in Health Services Assistance	3	0	3			0	3
Certificate III in Applied Fashion Design and Technology	2	0	2			0	2
Certificate III in Carpentry	20	168	188			0	188
Certificate III in Commercial Cookery	69	25	94			0	94
Certificate III in Community Services Work	19	13	32			0	32
Certificate III in Disability	10	2	12			0	12
Certificate III in Early Childhood Education and Care	95	5	100			0	100
Certificate III in Electrotechnology Electrician	10	70	80			0	80
Certificate III in Engineering – Fabrication Trade	1	14	15			0	15
Certificate III in Engineering – Mechanical Trade (Diesel Fitting)	0	34	34			0	34
Certificate III in Engineering – Mechanical Trade (Fitting & Machining)	0	11	11			0	11
Certificate III in Engineering – Mechanical Trade (Refrigeration and Air-Conditioning)	2	29	31			0	31
Certificate III in Hairdressing	7	2	9			0	9
Certificate III in Home and Community Care / Certificate III in Aged Care	34	2	36			0	36
Certificate III in Hospitality	134	19	153			0	153
Certificate III in Hospitality (Catering Operations)	1	0	1			0	1
Certificate III in Hospitality (Lodge)	8	4	12			0	12
Certificate III in Individual Support	39	8	47			0	47
Certificate III in Light Vehicle Mechanical Technology	12	114	126	0	1	1	127
Certificate III in Painting and Decorating	40	16	56			0	56
Certificate III in Patisserie	6	2	8			0	8
Certificate III in Plumbing	6	26	32			0	32
Certificate III in Tourism	23	5	28			0	28
Certificate III in Wall and Floor Tiling	30	12	42			0	42
Certificate IV in Community Development	8	6	14			0	14
Certificate IV in Disability	1	0	1			0	1
Certificate IV in Hospitality	22	6	28			0	28
Certificate IV in Training and Assessment	11	11	22	15	57	72	94
Certificate IV in Youth Work	28	11	39			0	39
Diploma of Children's Services	13	2	15				15
Diploma in Community Services Work	38	21	59			0	59
Course Not Stated	5	2	7			0	7
Grand Total:	697	642	1339	15	58	73	1412

Stage 2 Total:	435	431	866	11	51	62	928
Stage 1 Total:	262	211	473	4	7	11	484

Total for Both Stages	697	642	1339	15	58	73	1412
------------------------------	------------	------------	-------------	-----------	-----------	-----------	-------------

Applications Kiribati - 2017

Course	Funding Source						Total
	DFAT Subsidised		Total	Non-subsidised		Total	
	Female	Male		Female	Male		
Certificate III in Applied Fashion Design and Technology	1	0	1			0	1
Certificate III in Carpentry	1	0	1			0	1
Certificate III in Commercial Cookery	1	0	1			0	1
Certificate III in Early Childhood Education and Care	2	0	2			0	2
Certificate III in Electrotechnology Electrician	0	2	2			0	2
Certificate III in Hospitality	2	0	2			0	2
Certificate III in Individual Support	2	1	3			0	3
Certificate IV in Community Development	1	0	1			0	1
Certificate IV in Training and Assessment	0	1	1	0	1	1	2
Grand Total:	10	4	14	0	1	1	15

Cumulative Enrolments Kiribati - 2007 to Date

Course	Funding Source						Total
	DFAT Subsidised		Total	Non-subsidised		Total	
	Female	Male		Female	Male		
Certificate III in Applied Fashion Design and Technology	1	0	1			0	1
Certificate III in Carpentry	8	68	76			0	76
Certificate III in Commercial Cookery	11	7	18			0	18
Certificate III in Disability	1	0	1			0	1
Certificate III in Early Childhood Education and Care	15	2	17			0	17
Certificate III in Electrotechnology Electrician	3	12	15			0	15
Certificate III in Engineering – Fabrication Trade	1	4	5			0	5
Certificate III in Engineering – Mechanical Trade (Diesel Fitting)	0	19	19			0	19
Certificate III in Engineering – Mechanical Trade (Fitting & Machining)	0	5	5			0	5
Certificate III in Engineering – Mechanical Trade (Refrigeration and Air-Conditioning)	0	8	8			0	8
Certificate III in Hairdressing	2	0	2			0	2
Certificate III in Home and Community Care/Certificate III in Aged Care	11	1	12			0	12
Certificate III in Hospitality	29	2	31			0	31
Certificate III in Hospitality (Lodge)	2	0	2			0	2
Certificate III in Individual Support	20	5	25			0	25
Certificate III in Light Vehicle Mechanical Technology	5	41	46	0	2	2	48
Certificate III in Painting and Decorating	9	6	15			0	15
Certificate III in Plumbing	1	1	2			0	2
Certificate III in Tourism	1	1	2			0	2
Certificate III in Wall and Floor Tiling	16	1	17			0	17
Certificate IV in Community Development	2	1	3			0	3
Certificate IV in Hospitality	7	2	9			0	9
Certificate IV in Training and Assessment	2	4	6	11	49	60	66
Certificate IV in Youth Work	14	10	24			0	24
Diploma of Children's Services	1	0	1			0	1
Diploma of Community Services Work	9	13	22			0	22
Grand Total:	171	213	384	11	51	62	446

Stage 2 Total:	127	170	297	11	51	62	359
Stage 1 Total:	44	43	87	0	0	0	87

Total for Both Stages	171	213	384	11	51	62	446
------------------------------	------------	------------	------------	-----------	-----------	-----------	------------

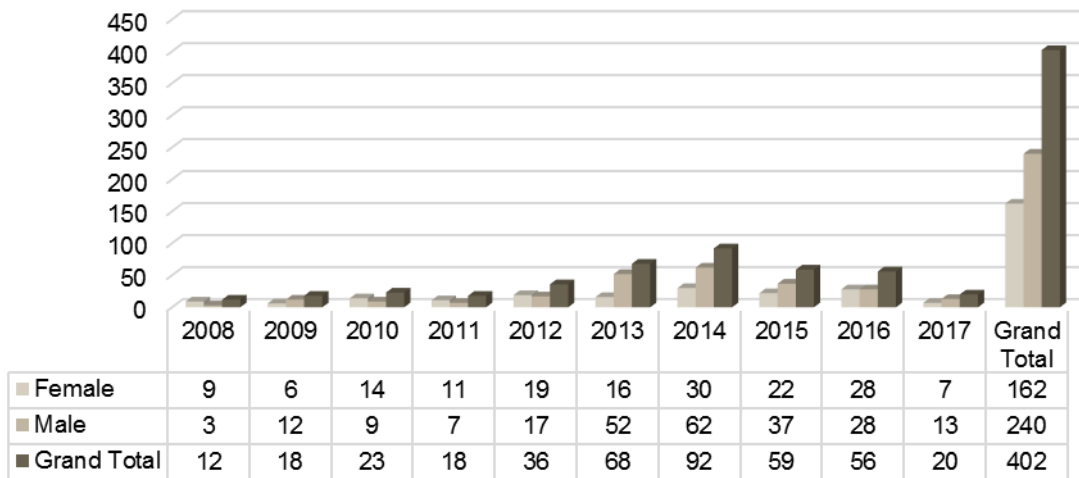
Enrolments Kiribati - 2017

Course	Funding Source						Total
	DFAT Subsidised		Total	Non-subsidised		Total	
	Female	Male		Female	Male		
Certificate III in Applied Fashion Design and Technology	1	0	1			0	1
Certificate III in Carpentry	2	5	7			0	7
Certificate III in Engineering - Fabrication Trade	0	1	1			0	1
Certificate III in Hospitality	4	0	4			0	4
Certificate III in Individual Support	1	0	1			0	1
Certificate III in Light Vehicle Mechanical Technology	0	3	3	0	2	2	5
Certificate III in Painting and Decorating	1	2	3			0	3
Certificate III in Plumbing	0	1	1			0	1
Certificate IV in Community Development	1	0	1			0	1
Certificate IV in Training and Assessment			0	0	1	1	1
Certificate IV in Youth Work	1	0	1			0	1
Grand Total:	11	12	23	0	3	3	26

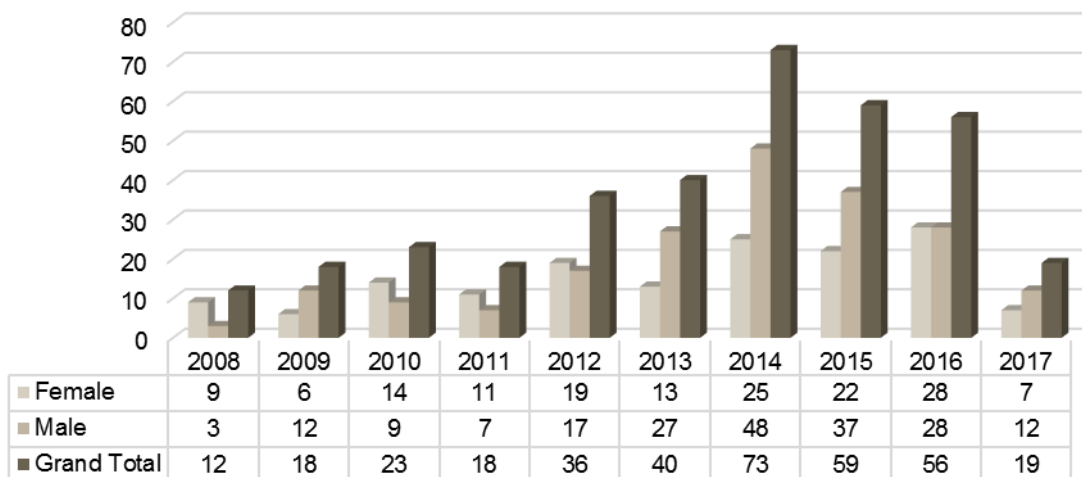
Cumulative Graduates Kiribati - 2007 to Date							
Course	Funding Source						Total
	DFAT Subsidised		Total	Non-subsidised		Total	
	Female	Male		Female	Male		
Certificate III in Applied Fashion Design and Technology	1	0	1			0	1
Certificate III in Carpentry	7	66	73			0	73
Certificate III in Commercial Cookery	10	6	16			0	16
Certificate III in Disability	1	0	1			0	1
Certificate III in Early Childhood Education and Care	14	2	16			0	16
Certificate III in Electrotechnology Electrician	3	12	15			0	15
Certificate III in Engineering – Fabrication Trade	1	4	5			0	5
Certificate III in Engineering – Mechanical Trade (Diesel Fitting)	0	19	19			0	19
Certificate III in Engineering – Mechanical Trade (Fitting & Machining)	0	5	5			0	5
Certificate III in Engineering – Mechanical Trade (Refrigeration and Air-Conditioning)	0	7	7			0	7
Certificate III in Hairdressing	2	0	2			0	2
Certificate III in Home and Community Care/Certificate III in Aged Care	10	1	11			0	11
Certificate III in Hospitality	24	1	25			0	25
Certificate III in Hospitality (Lodge)	2	0	2			0	2
Certificate III in Individual Support	18	5	23			0	23
Certificate III in Light Vehicle Mechanical Technology	5	38	43	0	1	1	44
Certificate III in Painting and Decorating	7	5	12			0	12
Certificate III in Plumbing	1	1	2			0	2
Certificate III in Tourism	1	1	2			0	2
Certificate III in Wall and Floor Tiling	15	1	16			0	16
Certificate IV in Community Development	1	1	2				2
Certificate IV in Hospitality	7	2	9			0	9
Certificate IV in Training and Assessment	1	0	1	8	39	47	48
Certificate IV in Youth Work	13	10	23			0	23
Diploma of Children's Services (Early Childhood Education and Care)	1	0	1			0	1
Diploma of Community Services Work	9	13	22			0	22
Grand Total:	154	200	354	8	40	48	402
Stage 2 Total:	119	170	289	8	40	48	337
Stage 1 Total:	35	30	65	0	0	0	65
Total for Both Stages:	154	200	354	8	40	48	402

Graduates Kiribati - 2017							
Course	Funding Source						Total
	DFAT Subsidised		Total	Non-subsidised		Total	
	Female	Male		Female	Male		
Certificate III in Applied Fashion Design and Technology	1	0	1			0	1
Certificate III in Carpentry	1	5	6			0	6
Certificate III in Engineering - Fabrication Trade	0	1	1			0	1
Certificate III in Hospitality	2	0	2			0	2
Certificate III in Individual Support (Ageing, Home and Community)	1	0	1			0	1
Certificate III in Light Vehicle Mechanical Technology	0	3	3	0	1	1	4
Certificate III in Painting and Decorating	1	2	3			0	3
Certificate III in Plumbing	0	1	1			0	1
Certificate IV in Youth Work	1	0	1			0	1
Grand Total:	7	12	19	0	1	1	20

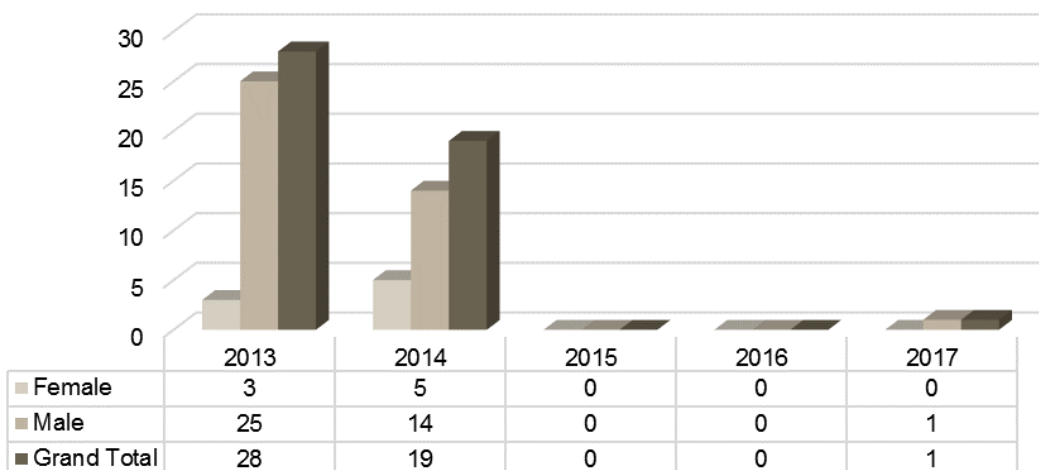
Kiribati Graduates by Year and Gender



DFAT Subsidised Kiribati Graduates by Year and Gender



Non-DFAT Subsidised Kiribati Graduates by Year and Gender



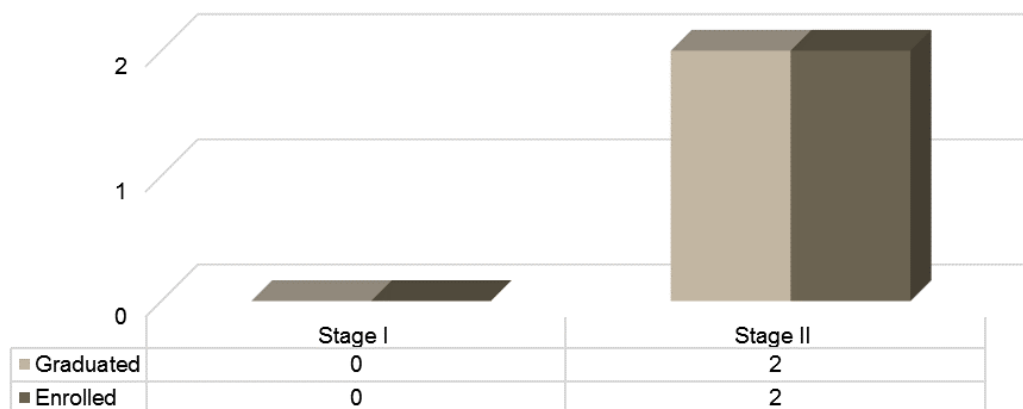
Migrations 2007 to date - Kiribati Citizens	
Destination Country	Total
Australia	4
Fiji	5
Nauru	1
New Zealand	5
Philippines	1
Grand Total:	16

Stage 2 Total:	10
Stage 1 Total:	6
Total for Both Stages:	16

Migrations 2007 to date - Kiribati Citizens by Course	
APTC Course	Total
Certificate III in Carpentry	2
Certificate III in Commercial Cookery	1
Certificate III in Engineering - Mechanical Trade (Fitting and Machining)	1
Certificate III in Hospitality	5
Certificate III in III in Light Vehicle Mechanical Technology	1
Certificate III in Tourism	1
Certificate IV in Hospitality	1
Certificate IV in Training and Assessment	3
Certificate IV in Youth Work	1
Grand Total:	16

Stage 2 Total:	10
Stage 1 Total:	7
Total for Both Stages:	17

Kiribati Special Needs Enrolments/Graduates by Stage



Non-Completions Kiribati - 2007 to Date

Course	Funding Source				Total
	DFAT Subsidised		Non-subsidised		
	Female	Male	Female	Male	
Certificate III in Carpentry	0	2			2
Certificate III in Commercial Cookery	1	1			2
Certificate III in Early Childhood Education and Care	1	0			1
Certificate III in Engineering – Mechanical Trade (Refrigeration and Air-Conditioning)	0	1			1
Certificate III in Home and Community Care/Certificate III in Aged Care	1	0			1
Certificate III in Hospitality	5	1			6
Certificate III in Individual Support	2	0			2
Certificate III in Light Vehicle Mechanical Technology	0	3	0	1	4
Certificate III in Painting and Decorating	2	1			3
Certificate III in Wall and Floor Tiling	1	0			1
Certificate IV in Training and Assessment	1	4	3	9	17
Certificate IV in Youth Work	1	0			1
Grand Total:	15	13	3	10	41

Stage 2 Total:	9	6	3	10	28
Stage 1 Total:	6	7	0	0	13

Total for Both Stages:	15	13	3	10	41
-------------------------------	-----------	-----------	----------	-----------	-----------

Cumulative Deferrals Kiribati - 2007 to Date

Course	Female	Male	Total
Certificate III in Carpentry	0	1	1
Certificate III in Commercial Cookery	1	1	2
Certificate III in Electrotechnology Electrician	0	4	4
Certificate III in Hospitality	2	0	2
Certificate III in Individual Support	1	0	1
Certificate III in Light Vehicle Mechanical Technology	1	2	3
Certificate III in Painting and Decorating	1	0	1
Certificate IV in Youth Work	1	0	1
Grand Total:	7	8	15

Stage 2 Total:	7	8	15
Stage 1 Total:	0	0	0

Total for Both Stages:	7	8	15
-------------------------------	----------	----------	-----------

Marshall Islands

Cumulative Applications Marshall Islands - 2007 to Date

Course	Funding Source						Total
	DFAT Subsidised		Total	Non-subsidised		Total	
	Female	Male		Female	Male		
Certificate III in Carpentry	0	4	4			0	4
Certificate III in Commercial Cookery	1	0	1			0	1
Certificate III in Community Services Work	1	2	3			0	3
Certificate III in Disability	1	0	1			0	1
Certificate III in Early Childhood Education and Care	0	1	1			0	1
Certificate III in Electrotechnology Electrician	0	6	6			0	6
Certificate III in Engineering – Fabrication Trade	0	3	3			0	3
Certificate III in Engineering – Mechanical Trade (Diesel Fitting)	0	2	2			0	2
Certificate III in Engineering – Mechanical Trade (Refrigeration and Air-Conditioning)	0	8	8			0	8
Certificate III in Hospitality	2	3	5			0	5
Certificate III in Light Vehicle Mechanical Technology	0	11	11			0	11
Certificate III in Tourism	2	8	10			0	10
Certificate III in Wall and Floor Tiling	0	1	1			0	1
Certificate IV in Hospitality	0	1	1			0	1
Certificate IV in Training and Assessment	8	9	17	1	0	1	18
Certificate IV in Youth Work	0	2	2			0	2
Diploma in Community Services Work	8	6	14			0	14
Grand Total:	23	67	90	1	0	1	91

Stage 2 Total:	5	33	38	1	0	1	39
Stage 1 Total:	18	34	52	0	0	0	52

Total for Both Stages:	23	67	90	1	0	1	91
-------------------------------	-----------	-----------	-----------	----------	----------	----------	-----------

Applications Marshall Islands - 2017

Course	Funding Source						Total
	DFAT Subsidised		Total	Non-subsidised		Total	
	Female	Male		Female	Male		
None			0			0	0
Grand Total:	0	0	0	0	0	0	0

Cumulative Enrolments Marshall Islands - 2007 to Date

Course	Funding Source						Total
	DFAT Subsidised		Total	Non-subsidised		Total	
	Female	Male		Female	Male		
Certificate III in Carpentry	0	1	1			0	1
Certificate III in Disability	1	0	1			0	1
Certificate III in Electrotechnology Electrician	0	1	1			0	1
Certificate III in Engineering – Mechanical Trade (Diesel Fitting)	0	2	2			0	2
Certificate III in Engineering – Mechanical Trade (Refrigeration and Air-Conditioning)	0	3	3			0	3
Certificate III in Hospitality	2	2	4			0	4
Certificate III in Light Vehicle Mechanical Technology	0	4	4			0	4
Certificate III in Tourism	0	1	1			0	1
Certificate IV in Training and Assessment	7	6	13	1	0	1	14
Certificate IV in Youth Work	2	3	5			0	5
Diploma of Community Services Work	4	4	8			0	8
Grand Total:	16	27	43	1	0	1	44

Stage 2 Total:	6	17	23	0	0	0	23
Stage 1 Total:	10	10	20	1	0	1	21

Total for Both Stages:	16	27	43	1	0	1	44
-------------------------------	-----------	-----------	-----------	----------	----------	----------	-----------

Enrolments Marshall Islands - 2017 to Date

Course	Funding Source						Total
	DFAT Subsidised		Total	Non-subsidised		Total	
	Female	Male		Female	Male		
None			0			0	0
Grand Total:	0	0	0	0	0	0	0

Cumulative Graduates Marshall Islands - 2007 to Date

Course	Funding Source						Total
	DFAT Subsidised		Total	Non-subsidised		Total	
	Female	Male		Female	Male		
Certificate III in Carpentry	0	1	1			0	1
Certificate III in Disability	1	0	1			0	1
Certificate III in Electrotechnology Electrician	0	1	1			0	1
Certificate III in Engineering – Mechanical Trade (Diesel Fitting)	0	2	2			0	2
Certificate III in Engineering - Mechanical Trade (Refrigeration and Air Conditioning)	0	2	2			0	2
Certificate III in Hospitality	2	2	4			0	4
Certificate III in Light Vehicle Mechanical Technology	0	4	4			0	4
Certificate III in Tourism	0	1	1			0	1
Certificate IV in Training and Assessment	7	6	13	1	0	1	14
Certificate IV in Youth Work	2	3	5			0	5
Diploma of Community Services Work	4	3	7			0	7
Grand Total:	16	25	41	1	0	1	42

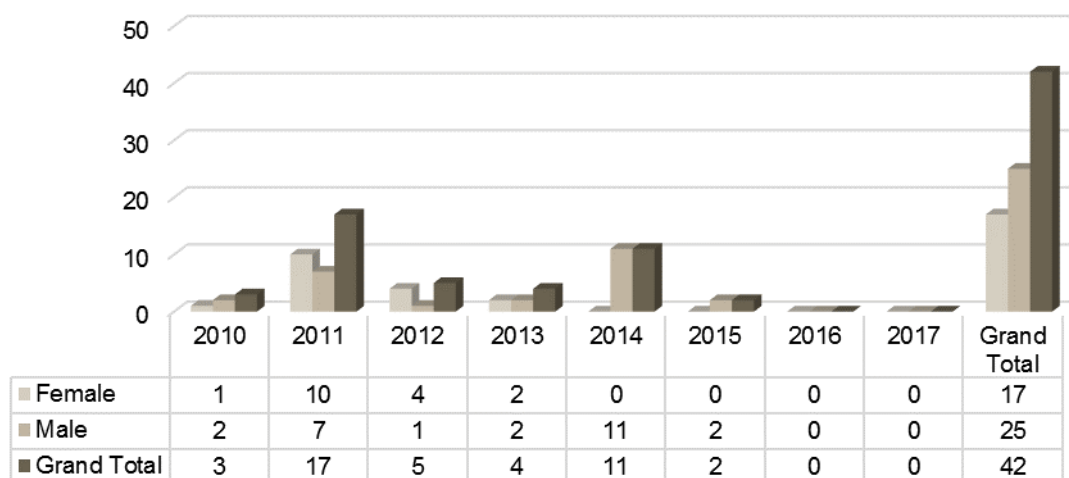
Stage 2 Total:	13	22	35	1	0	1	36
Stage 1 Total:	3	3	6	0	0	0	6

Total for Both Stages:	16	25	41	1	0	1	42
-------------------------------	-----------	-----------	-----------	----------	----------	----------	-----------

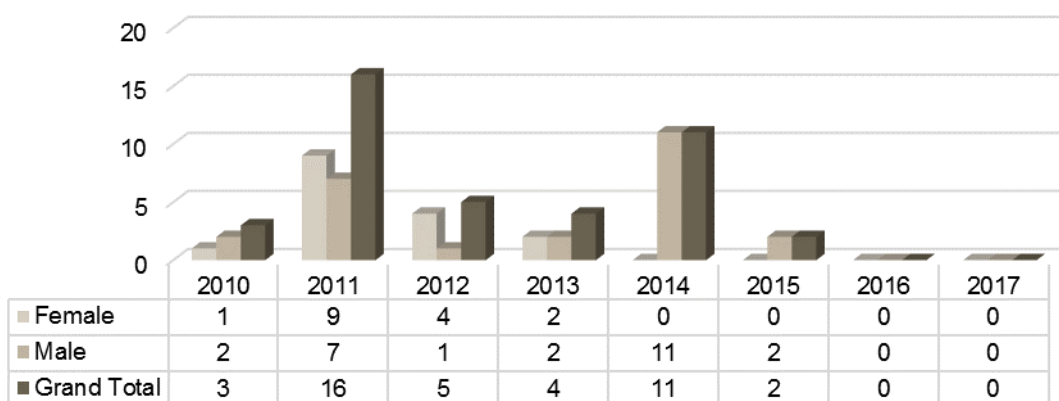
Graduates Marshall Islands - 2017

Course	Funding Source						Total
	DFAT Subsidised		Total	Non-subsidised		Total	
	Female	Male		Female	Male		
None			0			0	0
Grand Total:	0	0	0	0	0	0	0

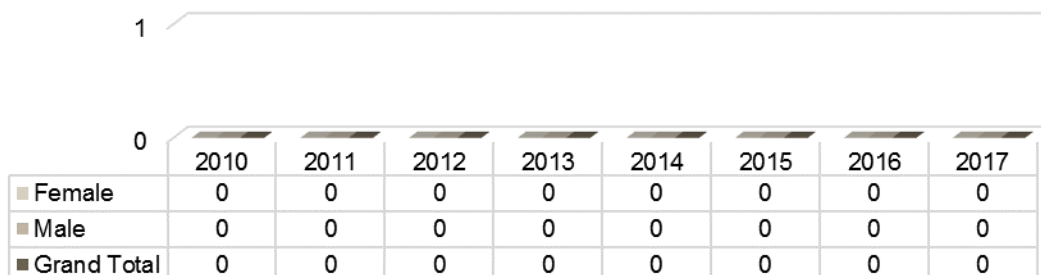
Marshall Is. Graduates by Year and Gender



DFAT Subsidised Marshall Is. Graduates by Year and Gender




Non-DFAT Subsidised Marshall Is. Graduates by Year and Gender



Migrations 2007 to date - Marshall Islands Citizens	
Destination Country	Total
Federated States of Micronesia	1
Hawaii	4
USA	2
Grand Total:	7
Stage 2 Total: 7	
Stage 1 Total: 0	
Total for Both Stages: 7	

Migrations 2007 to date - Marshall Islands Citizens by Course	
APTC Course	Total
Certificate III in Disability	1
Certificate III in Hospitality	1
Certificate IV in Training and Assessment	3
Certificate IV in Youth Work	2
Grand Total:	7
Stage 2 Total: 7	
Stage 1 Total: 0	
Total for Both Stages: 7	

Special Needs Marshall Is. Enrolments/Graduates by Stage



Non-Completions Marshall Islands - 2007 to Date					
Course	Funding Source				Total
	DFAT Subsidised		Non-subsidised		
	Female	Male	Female	Male	
Certificate III in Engineering - Mechanical Trade (Refrigeration and Air Conditioning)	0	1			1
Diploma of Community Services Work	0	1			1
Grand Total:	0	2	0	0	2
Stage 2 Total: 0 1 0 0 1					
Stage 1 Total: 0 1 0 0 1					
Total for Both Stages: 0 2 0 0 2					

Cumulative Deferrals Marshall Islands - 2007 to Date			
Course	Female	Male	Total
None			0
Grand Total:	0	0	0
Stage 2 Total: 0 0 0			
Stage 1 Total: 0 0 0			
Total for Both Stages: 0 0 0			

Nauru

Cumulative Applications Nauru - 2007 to Date

Course	Funding Source						Total
	DFAT Subsidised		Total	Non-subsidised		Total	
	Female	Male		Female	Male		
Certificate III in Carpentry	0	27	27			0	27
Certificate III in Commercial Cookery	2	4	6			0	6
Certificate III in Disability	1	1	2			0	2
Certificate III in Early Childhood Education and Care	8	2	10			0	10
Certificate III in Electrotechnology Electrician	0	40	40			0	40
Certificate III in Engineering – Fabrication Trade	0	23	23			0	23
Certificate III in Engineering – Mechanical Trade (Diesel Fitting)	0	15	15			0	15
Certificate III in Engineering – Mechanical Trade (Fitting & Machining)	0	9	9			0	9
Certificate III in Engineering – Mechanical Trade (Refrigeration and Air-Conditioning)	0	6	6			0	6
Certificate III in Hairdressing	2	0	2				2
Certificate III in Hospitality	8	0	8			0	8
Certificate III in Individual Support	2	0	2			0	2
Certificate III in Light Vehicle Mechanical Technology	0	23	23			0	23
Certificate III in Patisserie	5	0	5			0	5
Certificate III in Painting and Decorating	2	0	2			0	2
Certificate III in Plumbing	0	4	4			0	4
Certificate III in Tourism	6	1	7			0	7
Certificate III in Wall and Floor Tiling	5	5	10			0	10
Certificate IV in Community Services	19	8	27			0	27
Certificate IV in Hospitality	4	0	4			0	4
Certificate IV in Leadership and Management	1	3	4			0	4
Certificate IV in Training and Assessment	10	7	17			0	17
Certificate IV in Youth Work	1	2	3			0	3
Diploma of Children's Services	6	0	6			0	6
Diploma in Community Services Work	12	3	15			0	15
Course Not Stated	2	0	2			0	2
Grand Total:	96	183	279	0	0	0	279

Stage 2 Total:	36	80	116	0	0	0	116
Stage 1 Total:	60	103	163	0	0	0	163

Total for Both Stages:	96	183	279	0	0	0	279
-------------------------------	-----------	------------	------------	----------	----------	----------	------------

Applications Nauru - 2017

Course	Funding Source						Total
	DFAT Subsidised		Total	Non-subsidised		Total	
	Female	Male		Female	Male		
Certificate IV in Community Services	4	2	6			0	6
Grand Total:	4	2	6	0	0	0	6

Cumulative Enrolments Nauru - 2007 to Date							
Course	Funding Source						Total
	DFAT Subsidised		Total	Non-subsidised		Total	
	Female	Male		Female	Male		
Certificate III in Carpentry	0	6	6			0	6
Certificate III in Commercial Cookery	0	2	2			0	2
Certificate III in Disability	2	0	2			0	2
Certificate III in Early Childhood Education and Care	3	0	3			0	3
Certificate III in Engineering – Fabrication Trade	0	6	6			0	6
Certificate III in Engineering – Mechanical Trade (Diesel Fitting)	0	4	4			0	4
Certificate III in Engineering – Mechanical Trade (Fitting & Machining)	0	2	2				2
Certificate III in Engineering – Mechanical Trade (Refrigeration and Air-Conditioning)	0	2	2			0	2
Certificate III in Hospitality	3	0	3			0	3
Certificate III in Light Vehicle Mechanical Technology	0	6	6			0	6
Certificate III in Patisserie	3	0	3			0	3
Certificate III in Painting and Decorating	1	0	1			0	1
Certificate III in Plumbing	0	1	1			0	1
Certificate III in Tourism	1	0	1				1
Certificate III in Wall and Floor Tiling	2	0	2			0	2
Certificate IV in Community Services	15	6	21			0	21
Certificate IV in Hospitality	2	0	2			0	2
Certificate IV in Training and Assessment	8	7	15			0	15
Certificate IV in Youth Work	0	1	1			0	1
Diploma of Children's Services (Early Childhood Education and Care)	2	0	2			0	2
Diploma of Community Services Work	9	1	10				10
Grand Total:	51	44	95	0	0	0	95
Stage 2 Total:	34	25	59	0	0	0	59
Stage 1 Total:	17	19	36	0	0	0	36
Total for Both Stages:	51	44	95	0	0	0	95

Enrolments Nauru – 2017 to Date							
Course	Funding Source						Total
	DFAT Subsidised		Total	Non-subsidised		Total	
	Female	Male		Female	Male		
Certificate III in Carpentry	0	1	1			0	1
Certificate III in Engineering - Fabrication Trade	0	1	1			0	1
Certificate III in Engineering - Mechanical Trade (Fitting & Machining)	0	1	1			0	1
Certificate IV in Community Services	15	6	21			0	21
Grand Total:	15	9	24	0	0	0	24

Cumulative Graduates Nauru - 2007 to Date

Course	Funding Source						Total
	DFAT Subsidised		Total	Non-subsidised		Total	
	Female	Male		Female	Male		
Certificate III in Carpentry	0	5	5			0	5
Certificate III in Commercial Cookery	0	2	2			0	2
Certificate III in Disability	2	0	2			0	2
Certificate III in Early Childhood Education and Care	4	0	4			0	4
Certificate III in Engineering – Fabrication Trade	0	5	5			0	5
Certificate III in Engineering – Mechanical Trade (Diesel Fitting)	0	4	4			0	4
Certificate III in Engineering – Mechanical Trade (Fitting & Machining)	0	1	1			0	1
Certificate III in Engineering – Mechanical Trade (Refrigeration and Air Conditioning)	0	2	2			0	2
Certificate III in Hospitality	3	0	3			0	3
Certificate III in Light Vehicle Mechanical Technology	0	4	4			0	4
Certificate III in Patisserie	3	0	3			0	3
Certificate III in Painting and Decorating	1	0	1			0	1
Certificate III in Plumbing	0	1	1			0	1
Certificate III in Tourism	1	0	1			0	1
Certificate III in Wall and Floor Tiling	2	0	2			0	2
Certificate IV in Hospitality	2	0	2			0	2
Certificate IV in Training and Assessment	8	7	15			0	15
Certificate IV in Youth Work	0	1	1			0	1
Diploma of Children's Services (Early Childhood Education and Care)	3	0	3			0	3
Diploma of Community Services Work	9	1	10			0	10
Grand Total:	38	33	71	0	0	0	71

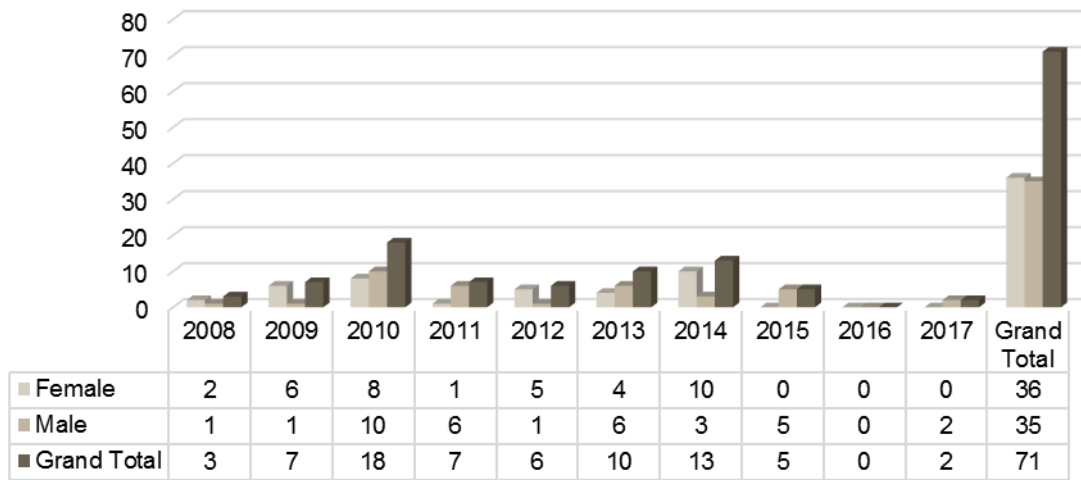
Stage 2 Total:	21	16	37	0	0	0	37
Stage 1 Total:	17	17	34	0	0	0	34

Total for Both Stages:	38	33	71	0	0	0	71
-------------------------------	-----------	-----------	-----------	----------	----------	----------	-----------

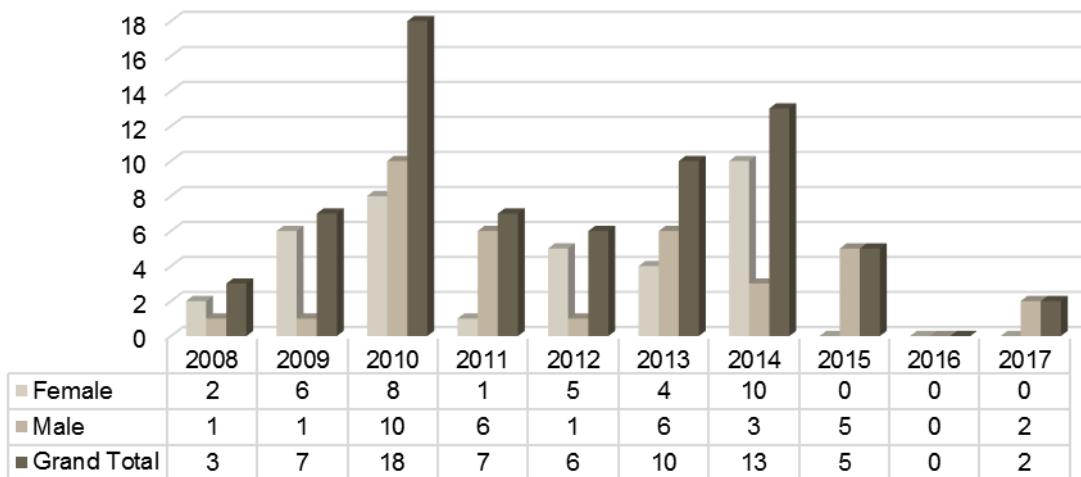
Graduates Nauru - 2017

Course	Funding Source						Total
	DFAT Subsidised		Total	Non-subsidised		Total	
	Female	Male		Female	Male		
Certificate III in Carpentry	0	1	1			0	1
Certificate III in Engineering - Mechanical Trade (Fitting and Machining)	0	1	1			0	1
Grand Total:	0	2	2	0	0	0	2

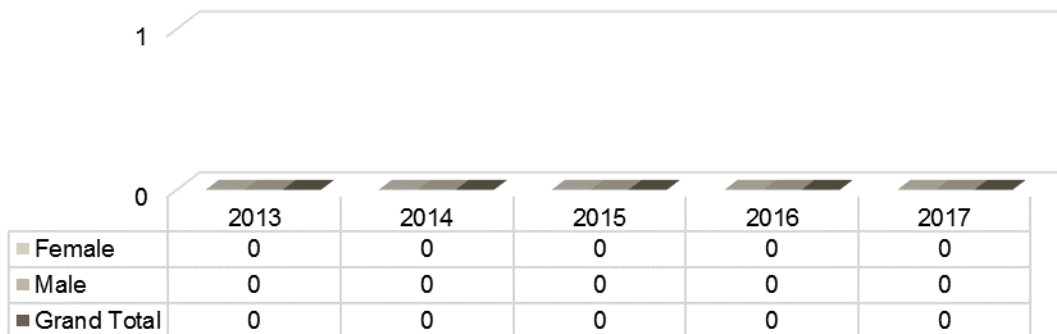
Nauru Graduates by Year and Gender



DFAT Subsidised Nauru Graduates by Year and Gender



Non-DFAT Subsidised Nauru Graduates by Year and Gender



Migrations 2007 to date - Nauru Citizens	
Destination Country	Total
None	
Grand Total:	0
Stage 2 Total:	0
Stage 1 Total:	0
Total for Both Stages:	0

Nauru Special Needs Enrolments/Graduates by Stage

	Stage 1	Stage 2
■ Graduated	0	0
■ Enrolled	0	0

Non-Completions Nauru - 2007 to Date					
Course	Funding Source				Total
	DFAT Subsidised		Non-subsidised		
	Female	Male	Female	Male	
Certificate III in Engineering - Fabrication Trade	0	1			1
Certificate III in Light Vehicle Mechanical Technology	0	2			2
Grand Total:	0	3	0	0	3
Stage 2 Total:	0	3	0	0	3
Stage 1 Total:	0	0	0	0	0
Total for Both Stages:	0	3	0	0	3

Cumulative Deferrals Nauru - 2007 to Date				
Course	Female	Male	Total	
None			0	
Grand Total:	0	0	0	
Stage 2 Total:	0	0	0	
Stage 1 Total:	0	0	0	
Total for Both Stages:	0	0	0	

Niue

Cumulative Applications Niue - 2007 to Date							
Course	Funding Source						Total
	DFAT Subsidised		Total	Non-subsidised		Total	
	Female	Male		Female	Male		
Certificate III in Carpentry	0	4	4			0	4
Certificate III in Commercial Cookery	3	2	5			0	5
Certificate III in Early Childhood Education and Care	2	0	2			0	2
Certificate III in Electrotechnology Electrician	0	4	4			0	4
Certificate III in Engineering – Fabrication Trade	0	2	2			0	2
Certificate III in Engineering – Mechanical Trade (Diesel Fitting)	0	5	5			0	5
Certificate III in Engineering – Mechanical Trade (Fitting & Machining)	0	1	1			0	1
Certificate III in Engineering – Mechanical Trade (Refrigeration and Air-Conditioning)	0	1	1			0	1
Certificate III in Hospitality	1	0	1			0	1
Certificate III in Light Vehicle Mechanical Technology	0	1	1			0	1
Certificate III in Plumbing	0	7	7			0	7
Certificate III in Tourism	1	0	1			0	1
Certificate IV in Hospitality	1	0	1			0	1
Diploma in Children's Services	2	0	2			0	2
Grand Total:	10	27	37	0	0	0	37

Stage 2 Total:	8	7	15	0	0	0	15
Stage 1 Total:	2	20	22	0	0	0	22

Total for Both Stages:	10	27	37	0	0	0	37
-------------------------------	-----------	-----------	-----------	----------	----------	----------	-----------

Applications Niue – 2017 to Date							
Course	Funding Source						Total
	DFAT Subsidised		Total	Non-subsidised		Total	
	Female	Male		Female	Male		
None			0			0	0
Grand Total:	0	0	0	0	0	0	0

Cumulative Enrolments Niue - 2007 to Date							
Course	Funding Source						Total
	DFAT Subsidised		Total	Non-subsidised		Total	
	Female	Male		Female	Male		
Certificate III in Carpentry	0	1	1			0	1
Certificate III in Commercial Cookery	4	1	5			0	5
Certificate III in Early Childhood Education and Care	2	0	2			0	2
Certificate III in Electrotechnology Electrician	0	4	4			0	4
Certificate III in Engineering – Fabrication Trade	0	2	2			0	2
Certificate III in Engineering – Mechanical Trade (Diesel Fitting)	0	2	2			0	2
Certificate III in Engineering – Mechanical Trade (Light Vehicle Mechanical Technology)	0	1	1			0	1
Certificate III in Plumbing	0	4	4			0	4
Grand Total:	6	15	21	0	0	0	21

Stage 2 Total:	5	6	11	0	0	0	11
Stage 1 Total:	1	9	10	0	0	0	10

Total for Both Stages:	6	15	21	0	0	0	21
-------------------------------	----------	-----------	-----------	----------	----------	----------	-----------

Enrolments Niue - 2017							
Course	Funding Source						Total
	DFAT Subsidised		Total	Non-subsidised		Total	
	Female	Male		Female	Male		
None			0			0	0
Grand Total:	0	0	0	0	0	0	0

Cumulative Graduates Niue - 2007 to Date

Course	Funding Source						Total
	DFAT Subsidised		Total	Non-subsidised		Total	
	Female	Male		Female	Male		
Certificate III in Carpentry	0	1	1			0	1
Certificate III in Commercial Cookery	3	1	4			0	4
Certificate III in Early Childhood Education and Care	2	0	2			0	2
Certificate III in Electrotechnology Electrician	0	1	1			0	1
Certificate III in Engineering – Fabrication Trade	0	2	2			0	2
Certificate III in Engineering – Mechanical Trade (Diesel Fitting)	0	2	2			0	2
Certificate III in Light Vehicle Mechanical Technology	0	1	1			0	1
Certificate III in Plumbing	0	4	4			0	4
Grand Total:	5	12	17	0	0	0	17

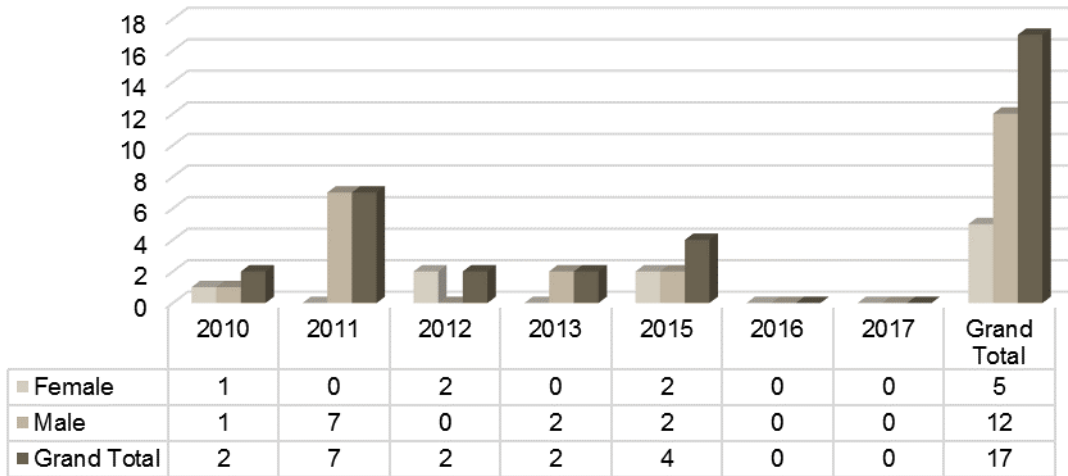
Stage 2 Total:	4	4	8	0	0	0	8
Stage 1 Total:	1	8	9	0	0	0	9

Total for Both Stages:	5	12	17	0	0	0	17
-------------------------------	----------	-----------	-----------	----------	----------	----------	-----------

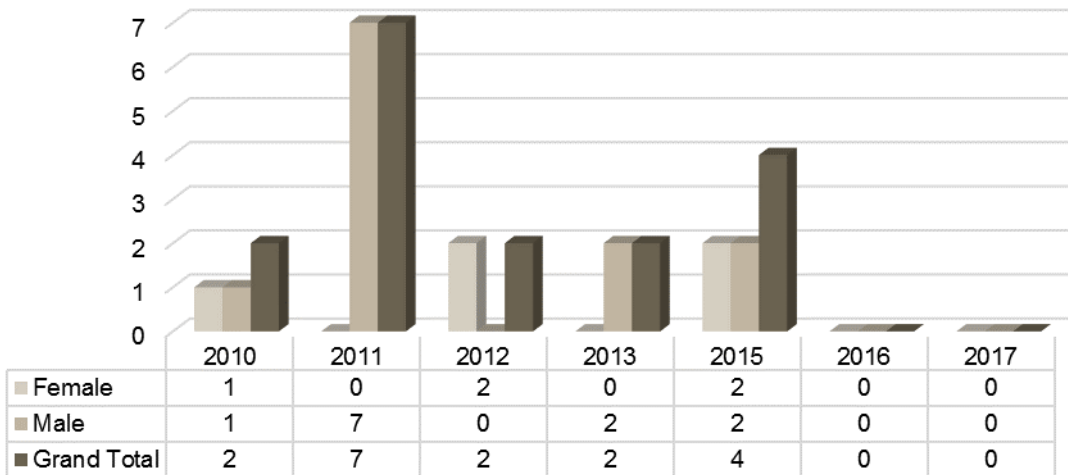
Graduates Niue - 2017 to Date

Course	Funding Source						Total
	DFAT Subsidised		Total	Non-subsidised		Total	
	Female	Male		Female	Male		
None	0	0	0			0	0
Grand Total:	0	0	0	0	0	0	0

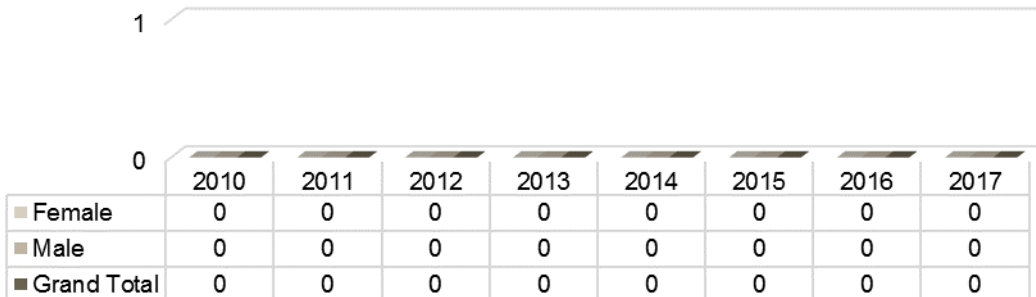
Niue Graduates by Year and Gender



DFAT Subsidised Niue Graduates by Year and Gender



Non-DFAT Subsidised Niue Graduates by Year and Gender




Migrations 2007 to date - Niue Citizens	
Destination Country	Total
New Zealand	1
Grand Total:	1

Stage 2 Total:	1
Stage 1 Total:	0
Total for Both Stages:	1

Migrations 2007 to date - Niue Citizens by Course	
APTC Course	Total
Certificate III in Commercial Cookery	1
Grand Total:	1

Stage 2 Total:	1
Stage 1 Total:	0
Total for Both Stages:	1

Niue Special Needs Enrolments/Graduates by Stage



Non-Completions Niue - 2007 to Date					
Course	Funding Source				Total
	DFAT Subsidised		Non-subsidised		
	Female	Male	Female	Male	
Certificate III in Commercial Cookery	1	0			1
Certificate III in Electrotechnology Electrician	0	3			3
Grand Total:	1	3	0	0	4

Stage 2 Total:	1	2	0	0	3
Stage 1 Total:	0	1	0	0	1

Total for Both Stages:	1	3	0	0	4
-------------------------------	----------	----------	----------	----------	----------

Cumulative Deferrals Niue - 2007 to Date			
Course	Female	Male	Total
None			0
Grand Total:	0	0	0

Stage 2 Total:	0	0	0
Stage 1 Total:	0	0	0

Total for Both Stages:	0	0	0
-------------------------------	----------	----------	----------

Palau

Cumulative Applications Palau - 2007 to Date

Course	Funding Source						Total
	DFAT Subsidised		Total	Non-subsidised		Total	
	Female	Male		Female	Male		
Certificate III in Engineering – Mechanical Trade (Refrigeration and Air-Conditioning)	0	2	2			0	2
Certificate III in Hairdressing	1	0	1			0	1
Certificate III in Hospitality	1	2	3			0	3
Certificate III in Hospitality (Lodge)	3	0	3	12	6	18	21
Certificate III in Tourism	1	2	3			0	3
Certificate IV in Hospitality	2	0	2			0	2
Diploma in Community Services Work	2	0	2			0	2
Diploma of Hospitality	2	4	6			0	6
Course Not Stated	1	0	1			0	1
Grand Total:	13	10	23	12	6	18	41

Stage 2 Total:	5	6	11	12	6	18	29
Stage 1 Total:	8	4	12	0	0	0	12

Total for Both Stages:	13	10	23	12	6	18	41
-------------------------------	-----------	-----------	-----------	-----------	----------	-----------	-----------

Applications Palau - 2017

Course	Funding Source						Total
	DFAT Subsidised		Total	Non-subsidised		Total	
	Female	Male		Female	Male		
None			0			0	0
Grand Total:	0	0	0	0	0	0	0

Cumulative Enrolments Palau - 2007 to Date

Course	Funding Source						Total
	DFAT Subsidised		Total	Non-subsidised		Total	
	Female	Male		Female	Male		
Certificate III in Engineering – Mechanical Trade (Refrigeration and Air-Conditioning)	0	1	1			0	1
Certificate III in Hospitality	1	0	1	11	6	17	18
Certificate III in Tourism	1	1	2			0	2
Certificate IV in Hospitality	1	1	2			0	2
Diploma of Community Services Work	2	0	2			0	2
Diploma of Hospitality	2	4	6			0	6
Grand Total:	7	7	14	11	6	17	31

Stage 2 Total:	3	5	8	11	6	17	25
Stage 1 Total:	4	2	6	0	0	0	6

Total for Both Stages:	7	7	14	11	6	17	31
-------------------------------	----------	----------	-----------	-----------	----------	-----------	-----------

Enrolments Palau - 2017

Course	Funding Source						Total
	DFAT Subsidised		Total	Non-subsidised		Total	
	Female	Male		Female	Male		
None			0			0	0
Grand Total:	0	0	0	0	0	0	0

Cumulative Graduates Palau - 2007 to Date

Course	Funding Source						Total
	DFAT Subsidised		Total	Non-subsidised		Total	
	Female	Male		Female	Male		
Certificate III in Hospitality	1	0	1	6	3	9	10
Certificate III in Tourism	1	1	2			0	2
Certificate IV in Hospitality	1	1	2			0	2
Diploma of Community Services Work	2	0	2			0	2
Diploma of Hospitality	2	4	6			0	6
Grand Total:	7	6	13	6	3	9	22

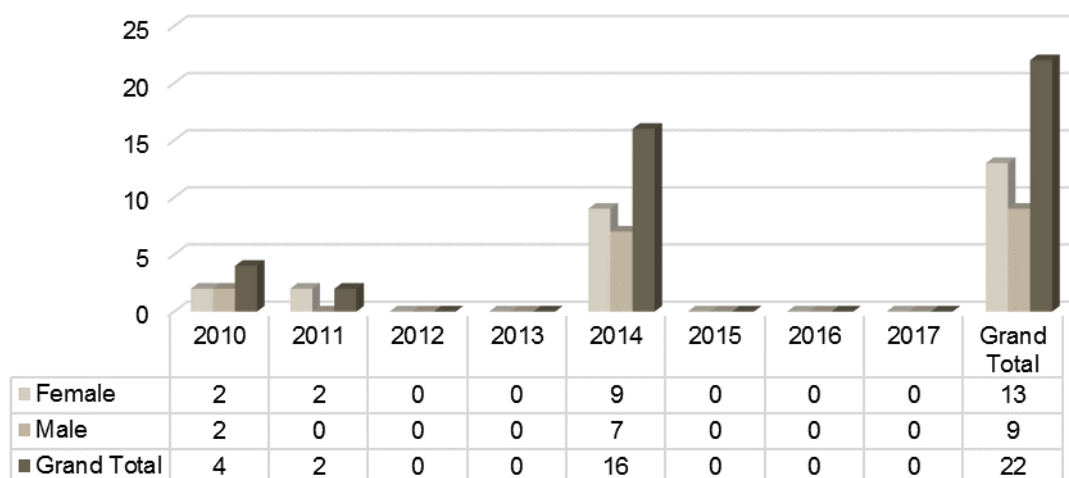
Stage 2 Total:	3	4	7	6	3	9	16
Stage 1 Total:	4	2	6	0	0	0	6

Total for Both Stages:	7	6	13	6	3	9	22
-------------------------------	----------	----------	-----------	----------	----------	----------	-----------

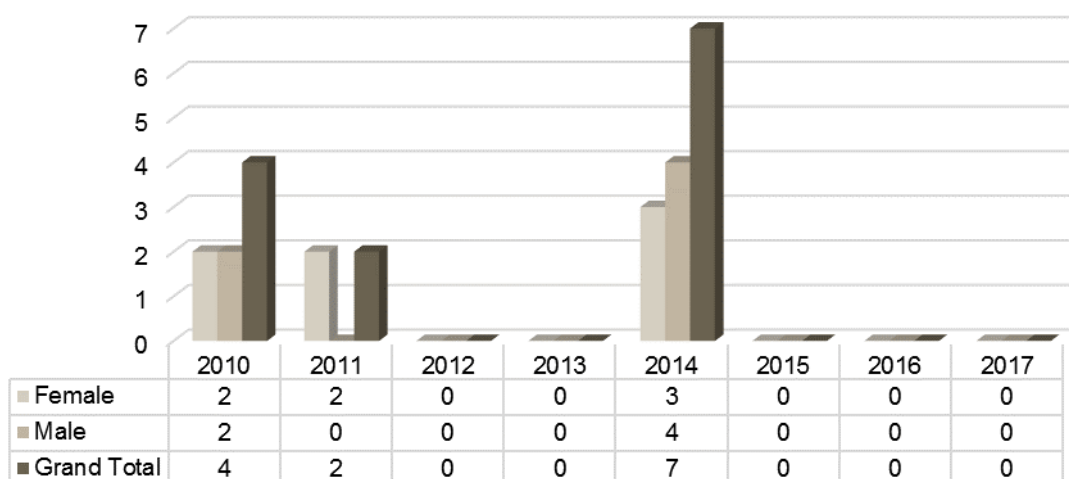
Graduates Palau - 2017

Course	Funding Source						Total
	DFAT Subsidised		Total	Non-subsidised		Total	
	Female	Male		Female	Male		
None			0			0	0
Grand Total:	0	0	0	0	0	0	0

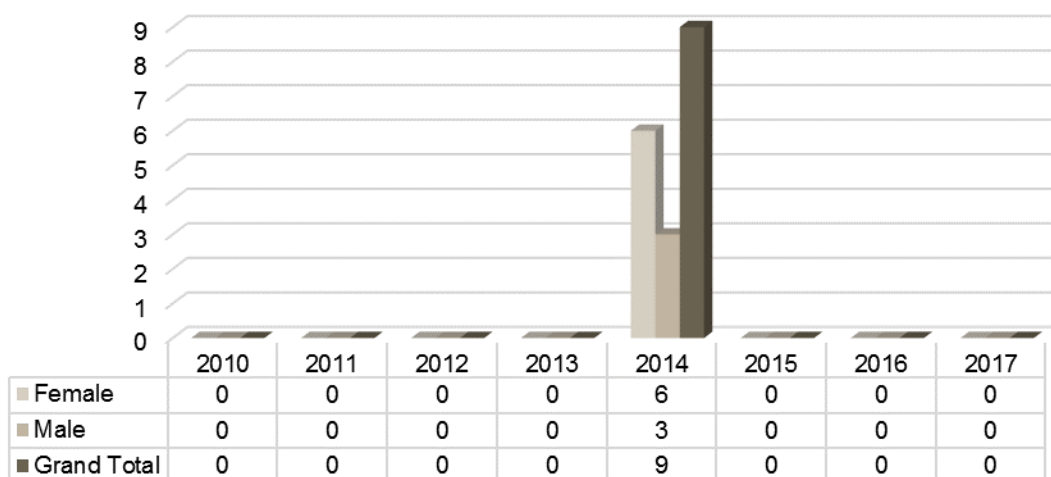
Palau Graduates by Year and Gender



DFAT Subsidised Palau Graduates by Year and Gender



Non-DFAT Subsidised Palau Graduates by Year and Gender



Migrations 2007 to date - Palau Citizens	
Destination Country	Total
None	0
Total for Both Stages:	
	0

Special Needs Palau Enrolments/Graduates by Stage

	Stage 1	Stage 2
■ Graduated	0	0
■ Enrolled	0	0

Non-Completions Palau - 2007 to Date					
Course	Funding Source				Total
	DFAT Subsidised		Non-subsidised		
	Female	Male	Female	Male	
Certificate III in Engineering – Mechanical Trade (Refrigeration and Air-Conditioning)	0	1			1
Certificate III in Hospitality			5	3	8
Grand Total:	0	1	5	3	9

Stage 2 Total:	0	1	5	3	9
Stage 1 Total:	0	0	0	0	0

Total for Both Stages:	0	1	5	3	9
-------------------------------	----------	----------	----------	----------	----------

Cumulative Deferrals Palau - 2007 to Date				
Course	Female	Male	Total	
None			0	
Total for Both Stages:			0	0
			0	0

Tonga

Cumulative Applications Tonga - 2007 to Date

Course	Funding Source						Total
	DFAT Subsidised		Total	Non-subsidised		Total	
	Female	Male		Female	Male		
Certificate III in Air-conditioning and Refrigeration	0	3	3			0	3
Certificate III in Allied Health Assistance / Certificate III in Health Services Assistance	4	0	4			0	4
Certificate III in Applied Fashion Design and Technology	1	1	2			0	2
Certificate III in Carpentry	2	54	56	0	1	1	57
Certificate III in Commercial Cookery	82	67	149			0	149
Certificate III in Community Services Work	5	0	5			0	5
Certificate III in Disability	8	2	10			0	10
Certificate III in Early Childhood Education and Care	56	3	59			0	59
Certificate III in Electrotechnology Electrician	5	44	49			0	49
Certificate III in Engineering – Fabrication Trade	0	44	44			0	44
Certificate III in Engineering – Mechanical Trade (Diesel Fitting)	0	22	22			0	22
Certificate III in Engineering – Mechanical Trade (Fitting & Machining)	0	19	19			0	19
Certificate III in Engineering – Mechanical Trade (Refrigeration and Air-Conditioning)	0	15	15			0	15
Certificate III in Hairdressing	15	10	25			0	25
Certificate III in Home and Community Care / Certificate III in Aged Care	21	8	29			0	29
Certificate III in Hospitality	58	10	68			0	68
Certificate III in Hospitality (Catering Operations)	0	1	1			0	1
Certificate III in Hospitality (Lodge)	4	3	7			0	7
Certificate III in Light Vehicle Mechanical Technology	1	58	59	0	2	2	61
Certificate III in Painting and Decorating	1	6	7			0	7
Certificate III in Patisserie	13	5	18			0	18
Certificate III in Plumbing	0	26	26			0	26
Certificate III in Tourism	81	12	93			0	93
Certificate III in Wall and Floor Tiling	0	13	13			0	13
Certificate IV in Disability	1	1	2			0	2
Certificate IV in Community Development	1	0	1			0	1
Certificate IV in Hospitality	3	1	4			0	4
Certificate IV Training and Assessment	18	15	33	35	54	89	122
Certificate IV in Youth Work	2	2	4			0	4
Diploma of Children's Services	17	0	17			0	17
Diploma of Community Services Work	25	4	29			0	29
Course Not Stated	4	2	6			0	6
Grand Total:	428	451	879	35	57	92	971

Stage 2 Total:	143	249	392	25	34	59	451
Stage 1 Total:	285	202	487	10	23	33	520

Total for Both Stages	428	451	879	35	57	92	971
------------------------------	------------	------------	------------	-----------	-----------	-----------	------------

Applications Tonga - 2017

Course	Funding Source						Total
	DFAT Subsidised		Total	Non-subsidised		Total	
	Female	Male		Female	Male		
Certificate III in Air-conditioning and Refrigeration	0	1	1			0	1
Certificate III in Applied Fashion Design and Technology	1	1	2			0	2
Certificate III in Carpentry	0	3	3			0	3
Certificate III in Commercial Cookery	0	1	1			0	1
Certificate III in Early Childhood Education and Care	1	0	1			0	1
Certificate III in Electrotechnology Electrician	1	7	8			0	8
Certificate III in Engineering – Fabrication Trade	0	5	5			0	5
Certificate III in Engineering – Mechanical Trade (Fitting & Machining)	0	2	2			0	2
Certificate III in Hospitality	1	0	1			0	1
Certificate III in Light Vehicle Mechanical Technology	0	3	3			0	3
Certificate III in Painting and Decorating	0	1	1			0	1
Certificate III in Plumbing	0	5	5			0	5
Certificate IV in Training and Assessment	0	1	1			0	1
Grand Total:	4	30	34	0	0	0	34

Cumulative Enrolments Tonga - 2007 to Date

Course	Funding Source						Total
	DFAT Subsidised		Total	Non-subsidised		Total	
	Female	Male		Female	Male		
Certificate III in Air-conditioning and Refrigeration	0	1	1			0	1
Certificate III in Carpentry	0	23	23	0	1	1	24
Certificate III in Commercial Cookery	34	27	61			0	61
Certificate III in Community Services Work	2	0	2			0	2
Certificate III in Disability	5	1	6			0	6
Certificate III in Early Childhood Education and Care	32	0	32			0	32
Certificate III in Electrotechnology Electrician	3	9	12			0	12
Certificate III in Engineering – Fabrication Trade	0	26	26			0	26
Certificate III in Engineering – Mechanical Trade (Diesel Fitting)	0	8	8			0	8
Certificate III in Engineering – Mechanical Trade (Fitting & Machining)	0	5	5			0	5
Certificate III in Engineering – Mechanical Trade (Refrigeration and Air-Conditioning)	0	11	11			0	11
Certificate III in Hairdressing	7	3	10			0	10
Certificate III in Home and Community Care / Certificate III in Aged Care	16	4	20			0	20
Certificate III in Hospitality	27	5	32			0	32
Certificate III in Hospitality (Lodge)	1	0	1			0	1
Certificate III in Light Vehicle Mechanical Technology	0	23	23	0	2	2	25
Certificate III in Painting and Decorating	0	3	3			0	3
Certificate III in Patisserie	0	1	1			0	1
Certificate III in Plumbing	0	9	9			0	9
Certificate III in Tourism	40	9	49			0	49
Certificate III in Wall and Floor Tiling	0	8	8			0	8
Certificate IV in Hospitality	1	0	1			0	1
Certificate IV in Training and Assessment	12	9	21	41	55	96	117
Certificate IV in Youth Work	2	2	4			0	4
Diploma of Children's Services (Early Childhood Education and Care)	7	0	7			0	7
Diploma of Community Services Work	3	0	3			0	3
Grand Total:	192	187	379	41	58	99	478

Stage 2 Total:	80	123	203	37	53	90	293
Stage 1 Total:	112	64	176	4	5	9	185

Total for Both Stages:	192	187	379	41	58	99	478
-------------------------------	------------	------------	------------	-----------	-----------	-----------	------------

Enrolments Tonga - 2017 to Date

Course	Funding Source						Total
	DFAT Subsidised		Total	Non-subsidised		Total	
	Female	Male		Female	Male		
Certificate III in Air-conditioning and Refrigeration	0	1	1			0	1
Certificate III in Carpentry	0	4	4	0	1	1	5
Certificate III in Commercial Cookery	1	0	1			0	1
Certificate III in Early Childhood Education and Care	1	0	1			0	1
Certificate III in Electrotechnology Electrician	0	1	1			0	1
Certificate III in Engineering – Mechanical Trade (Fitting & Machining)	0	2	2			0	2
Certificate III in Light Vehicle Mechanical Technology			0	0	2	2	2
Certificate III in Plumbing	0	2	2			0	2
Certificate III in Tourism	1	0	1			0	1
Certificate III in Wall and Floor Tiling	0	1	1			0	1
Grand Total:	3	11	14	0	3	3	17

Cumulative Graduates Tonga - 2007 to Date

Course	Funding Source						Total
	DFAT Subsidised		Total	Non-subsidised		Total	
	Female	Male		Female	Male		
Certificate III in Air-conditioning and Refrigeration	0	1	1			0	1
Certificate III in Carpentry	0	23	23	0	1	1	24
Certificate III in Commercial Cookery	33	26	59			0	59
Certificate III in Community Services Work	2	0	2			0	2
Certificate III in Disability	5	1	6			0	6
Certificate III in Early Childhood Education and Care	31	0	31			0	31
Certificate III in Electrotechnology Electrician	3	7	10			0	10
Certificate III in Engineering – Fabrication Trade	0	26	26			0	26
Certificate III in Engineering – Mechanical Trade (Diesel Fitting)	0	8	8			0	8
Certificate III in Engineering – Mechanical Trade (Fitting & Machining)	0	5	5			0	5
Certificate III in Engineering – Mechanical Trade (Refrigeration and Air-Conditioning)	0	11	11			0	11
Certificate III in Hairdressing	7	3	10			0	10
Certificate III in Home and Community Care / Certificate III in Aged Care	16	4	20			0	20
Certificate III in Hospitality	25	5	30			0	30
Certificate III in Hospitality (Lodge)	1	0	1			0	1
Certificate III in Light Vehicle Mechanical Technology	0	21	21	0	2	2	23
Certificate III in Painting and Decorating	0	3	3			0	3
Certificate III in Patisserie	0	1	1			0	1
Certificate III in Plumbing	0	7	7			0	7
Certificate III in Tourism	40	9	49			0	49
Certificate III in Wall and Floor Tiling	0	8	8			0	8
Certificate IV in Hospitality	1	0	1			0	1
Certificate IV in Training and Assessment	9	5	14	37	49	86	100
Certificate IV in Youth Work	1	2	3			0	3
Diploma of Children's Services (Early Childhood Education and Care)	7	0	7			0	7
Diploma of Community Services Work	3	0	3			0	3
Grand Total:	184	176	360	37	52	89	449

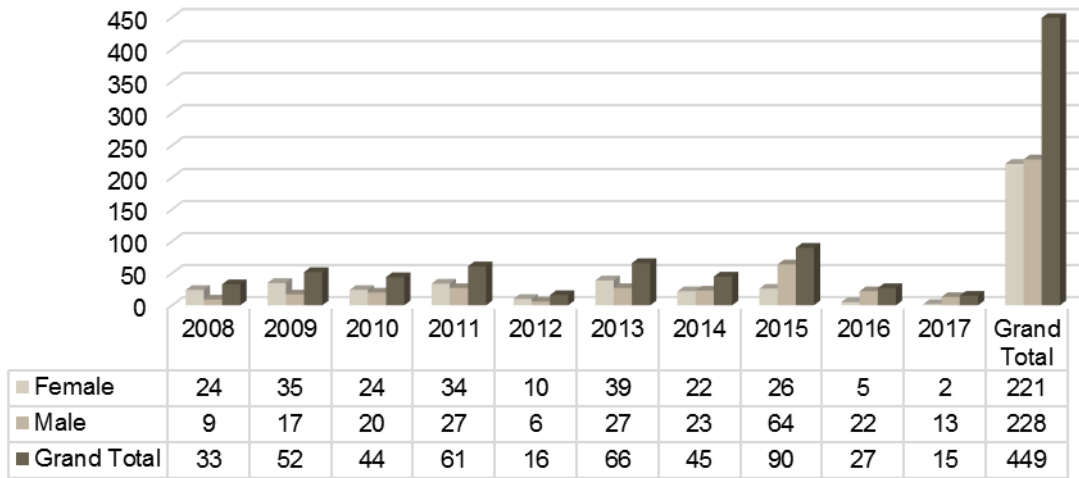
Stage 2 Total:	78	120	198	34	48	82	280
Stage 1 Total:	106	56	162	3	4	7	169

Total for Both Stages:	184	176	360	37	52	89	449
-------------------------------	------------	------------	------------	-----------	-----------	-----------	------------

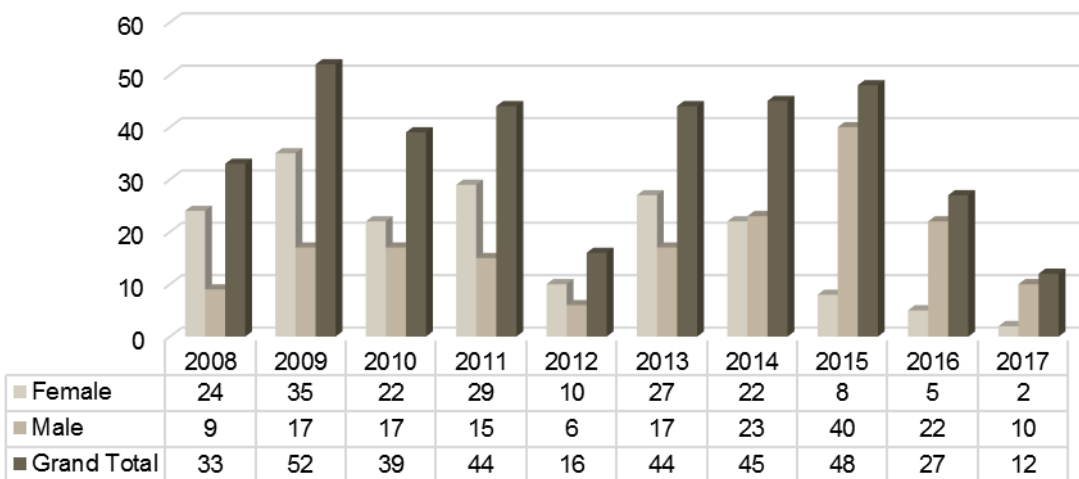
Graduates Tonga - 2017

Course	Funding Source						Total
	DFAT Subsidised		Total	Non-subsidised		Total	
	Female	Male		Female	Male		
Certificate III in Air-conditioning and Refrigeration	0	1	1			0	1
Certificate III in Carpentry	0	4	4	0	1	1	5
Certificate III in Early Childhood Education and Care	1	0	1			0	1
Certificate III in Electrotechnology Electrician	0	1	1			0	1
Certificate III in Engineering - Mechanical Trade (Fitting and Machining)	0	2	2			0	2
Certificate III in Light Vehicle Mechanical Technology			0	0	2	2	2
Certificate III in Plumbing	0	1	1			0	1
Certificate III in Tourism	1	0	1			0	1
Certificate III in Wall and Floor Tiling	0	1	1			0	1
Grand Total:	2	10	12	0	3	3	15

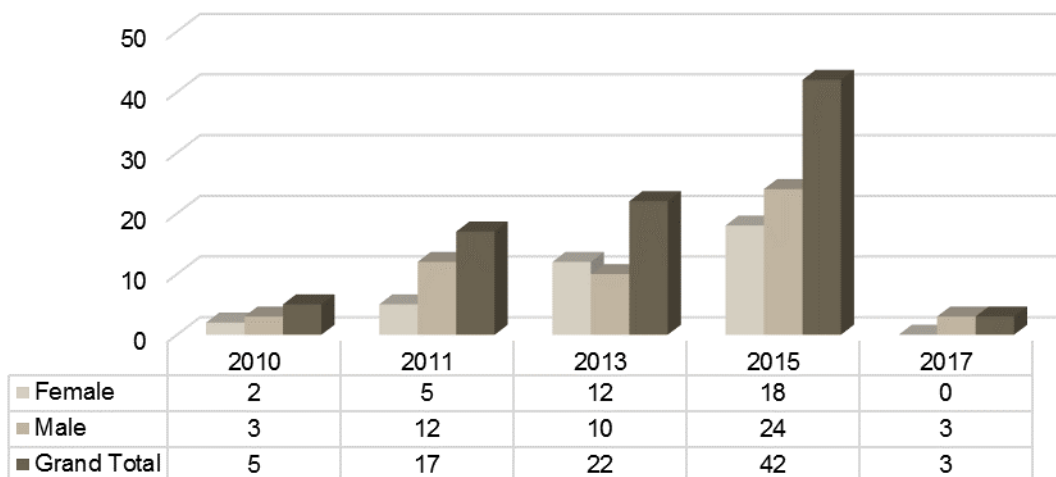
Tonga Graduates by Year and Gender



DFAT Subsidised Tonga Graduates by Year and Gender



Non-DFAT Subsidised Tonga Graduates by Year and Gender



Migrations 2007 to date - Tonga Citizens	
Destination Country	Total
Australia	2
Fiji	1
New Zealand	14
Samoa	1
USA	2
Country Not Defined	2
Grand Total:	22

Stage 2 Total:	9
Stage 1 Total:	13
Total for Both Stages:	22

Migrations 2007 to date - Tonga Citizens by Course	
APTC Course	Total
Certificate III in Carpentry	1
Certificate III in Commercial Cookery	1
Certificate III in Early Childhood Education and Care	1
Certificate III in Electrotechnology Electrician	1
Certificate III in Engineering - Fabrication Trade	2
Certificate III in Hairdressing	3
Certificate III in Hospitality	1
Certificate III in Light Vehicle Mechanical Technology	1
Certificate IV in Training and Assessment	11
Diploma of Children's Services (Early Childhood Education and Care)	1
Grand Total:	23

Stage 2 Total:	10
Stage 1 Total:	13
Total for Both Stages:	23

Special Needs Tonga Enrolments/Graduates by Stage

	Stage 1	Stage 2
■ Enrolled	0	0
■ Graduated	0	0

Non-Completions Tonga - 2007 to Date

Course	Funding Source				Total
	DFAT Subsidised		Non-subsidised		
	Female	Male	Female	Male	
Certificate III in Commercial Cookery	0	1			1
Certificate III in Early Childhood Education and Care	1	0			1
Certificate III in Electrotechnology Electrician	0	2			2
Certificate III in Hospitality	2	0			2
Certificate III in Plumbing	0	1			1
Certificate IV in Light Vehicle Mechanical Technology	0	2			2
Certificate IV in Training and Assessment	3	4	4	6	17
Certificate IV in Youth Work	1	0			1
Grand Total:	7	10	4	6	27

Stage 2 Total:	3	5	3	5	16
Stage 1 Total:	4	5	1	1	11

Total for Both Stages:	7	10	4	6	27
-------------------------------	----------	-----------	----------	----------	-----------

Cumulative Deferrals Tonga - 2007 to Date

Course	Female	Male	Total
Certificate III in Allied Health Assistance / Certificate III in Health Services Assistance	1	0	1
Certificate III in Disability	1	0	1
Grand Total:	2	0	2

Stage 2 Total:	2	0	2
Stage 1 Total:	0	0	0

Total for Both Stages:	2	0	2
-------------------------------	----------	----------	----------

Tuvalu

Cumulative Applications Tuvalu - 2007 to Date

Course	Funding Source						Total
	DFAT Subsidised		Total	Non-subsidised		Total	
	Female	Male		Female	Male		
Certificate III in Air-conditioning and Refrigeration	0	2	2			0	2
Certificate III in Carpentry	0	20	20			0	21
Certificate III in Commercial Cookery	9	9	18			0	18
Certificate III in Community Services Work	9	2	11			0	11
Certificate III in Disability	4	2	6			0	6
Certificate III in Early Childhood Education and Care	53	0	53			0	53
Certificate III in Electrotechnology Electrician	1	14	15			0	15
Certificate III in Engineering – Fabrication Trade	0	2	2			0	2
Certificate III in Engineering – Mechanical Trade (Diesel Fitting)	0	2	2			0	2
Certificate III in Engineering – Mechanical Trade (Fitting & Machining)	0	2	2			0	2
Certificate III in Engineering – Mechanical Trade (Refrigeration and Air-Conditioning)	0	11	11			0	11
Certificate III in Home and Community Care / Certificate III in Aged Care	4	0	4			0	4
Certificate III in Hospitality	15	2	17			0	17
Certificate III in Hospitality (Lodge)	3	0	3			0	3
Certificate III in Individual Support	2	0	2			0	2
Certificate III in Light Vehicle Mechanical Technology	0	26	26			0	26
Certificate III in Patisserie	6	3	9			0	9
Certificate III in Painting and Decorating	1	9	10			0	10
Certificate III in Plumbing	0	13	13			0	13
Certificate III in Tourism	3	1	4			0	4
Certificate III in Wall and Floor Tiling	4	3	7			0	7
Certificate IV in Community Development	0	1	1			0	1
Certificate IV in Disability	4	0	4			0	4
Certificate IV in Hospitality	3	0	3			0	3
Certificate IV in Leadership and Management			0	1	0	1	1
Certificate IV in Training and Assessment	5	10	15	6	7	13	28
Certificate IV in Youth Work	10	4	14			0	14
Diploma in Children's Services	7	0	7			0	7
Diploma in Community Services Work	5	0	5			0	5
Course Not Stated	2	0	2			0	2
Grand Total:	150	138	288	7	7	14	303

Stage 2 Total:	91	94	185	1	0	1	187
Stage 1 Total:	59	44	103	6	7	13	116

Total for Both Stages:	150	138	288	7	7	14	303
-------------------------------	------------	------------	------------	----------	----------	-----------	------------

Applications Tuvalu - 2017

Course	Funding Source						Total
	DFAT Subsidised		Total	Non-subsidised		Total	
	Female	Male		Female	Male		
Certificate III in Carpentry	0	1	1			0	1
Grand Total:	0	1	1	0	0	0	1

Cumulative Enrolments Tuvalu - 2007 to Date

Course	Funding Source						Total
	DFAT Subsidised		Total	Non-subsidised		Total	
	Female	Male		Female	Male		
Certificate III in Air-conditioning and Refrigeration	0	2	2			0	2
Certificate III in Carpentry	0	4	4			0	4
Certificate III in Commercial Cookery	2	6	8			0	8
Certificate III in Community Services Work	3	1	4			0	4
Certificate III in Disability	1	1	2			0	2
Certificate III in Early Childhood Education and Care	28	0	28			0	28
Certificate III in Electrotechnology Electrician	0	4	4			0	4
Certificate III in Engineering – Fabrication Trade	0	1	1			0	1
Certificate III in Engineering – Mechanical Trade (Diesel Fitting)	0	2	2			0	2
Certificate III in Engineering – Mechanical Trade (Refrigeration and Air-Conditioning)	0	1	1			0	1
Certificate III in Home and Community Care / Certificate III in Aged Care	3	0	3			0	3
Certificate III in Hospitality	7	3	10			0	10
Certificate III in Hospitality (Lodge)	1	0	1			0	1
Certificate III in Light Vehicle Mechanical Technology	0	8	8			0	8
Certificate III in Patisserie	4	1	5			0	5
Certificate III in Painting and Decorating	0	2	2			0	2
Certificate III in Plumbing	0	1	1			0	1
Certificate III in Wall and Floor Tiling	3	1	4			0	4
Certificate IV in Disability	2	0	2			0	2
Certificate IV in Hospitality	1	0	1			0	1
Certificate IV in Leadership and Management			0	1	0	1	1
Certificate IV in Training and Assessment	0	3	3			0	3
Certificate IV in Youth Work	3	2	5			0	5
Diploma of Children's Services (Early Childhood Education and Care)	1	0	1			0	1
Grand Total:	59	43	102	1	0	1	103

Stage 2 Total:	42	32	74	1	0	1	75
Stage 1 Total:	17	11	28	0	0	0	28

Total for Both Stages:	59	43	102	1	0	1	103
-------------------------------	-----------	-----------	------------	----------	----------	----------	------------

Enrolments Tuvalu - 2017 to Date

Course	Funding Source						Total
	DFAT Subsidised		Total	Non-subsidised		Total	
	Female	Male		Female	Male		
Certificate III in Air-conditioning and Refrigeration	0	2	2			0	2
Certificate III in Early Childhood Education and Care	2	0	2			0	2
Certificate III in Hospitality	1	1	2			0	2
Grand Total:	3	3	6	0	0	0	6

Cumulative Graduates Tuvalu - 2007 to Date

Course	Funding Source						Total
	DFAT Subsidised		Total	Non-subsidised		Total	
	Female	Male		Female	Male		
Certificate III in Air-conditioning and Refrigeration	0	2	2			0	2
Certificate III in Carpentry	0	4	4			0	4
Certificate III in Commercial Cookery	2	6	8			0	8
Certificate III in Community Services Work	3	1	4			0	4
Certificate III in Disability	1	1	2			0	2
Certificate III in Early Childhood Education and Care	27	0	27			0	27
Certificate III in Electrotechnology Electrician	0	4	4			0	4
Certificate III in Engineering – Fabrication Trade	0	1	1			0	1
Certificate III in Engineering – Mechanical Trade (Diesel Fitting)	0	2	2			0	2
Certificate III in Engineering - Mechanical Trade (Refrigeration and Air Conditioning)	0	1	1			0	1
Certificate III in Home and Community Care / Certificate III in Aged Care	3	0	3			0	3
Certificate III in Hospitality	7	2	9			0	9
Certificate III in Hospitality (Lodge)	1	0	1			0	1
Certificate III in Light Vehicle Mechanical Technology	0	8	8			0	8
Certificate III in Painting and Decorating	0	2	2			0	2
Certificate III in Patisserie	4	1	5			0	5
Certificate III in Plumbing	0	1	1				1
Certificate III in Wall and Floor Tiling	2	1	3			0	3
Certificate IV in Disability	2	0	2			0	2
Certificate IV in Hospitality	1	0	1			0	1
Certificate IV in Leadership and Management			0	1	0	1	1
Certificate IV in Training and Assessment	0	3	3			0	3
Certificate IV in Youth Work	3	2	5			0	5
Diploma of Children's Services (Early Childhood Education and Care)	1	0	1			0	1
Grand Total:	57	42	99	1	0	1	100

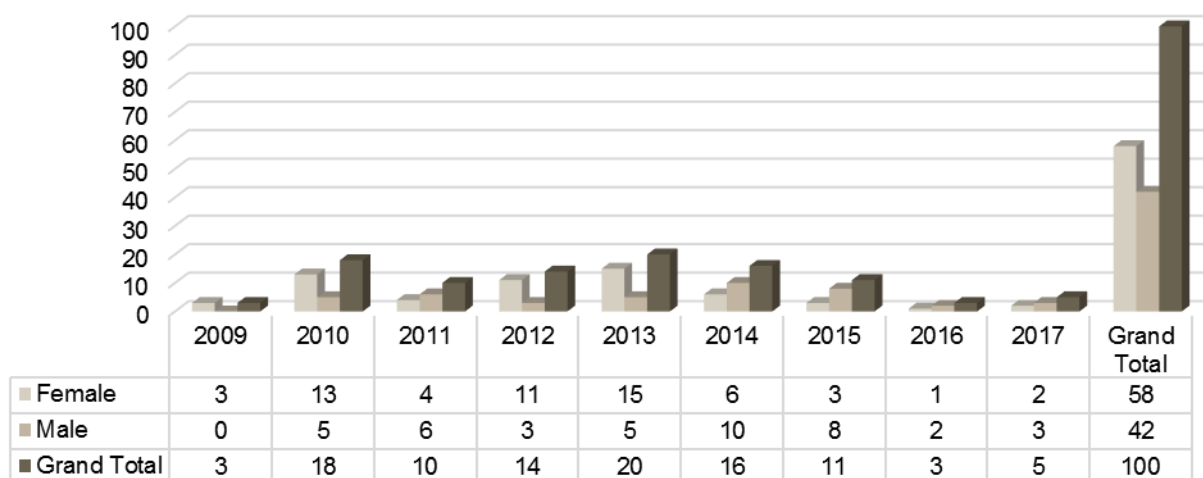
Stage 2 Total:	40	33	73	1	0	1	74
Stage 1 Total:	17	9	26	0	0	0	26

Total for Both Stages:	57	42	99	1	0	1	100
-------------------------------	-----------	-----------	-----------	----------	----------	----------	------------

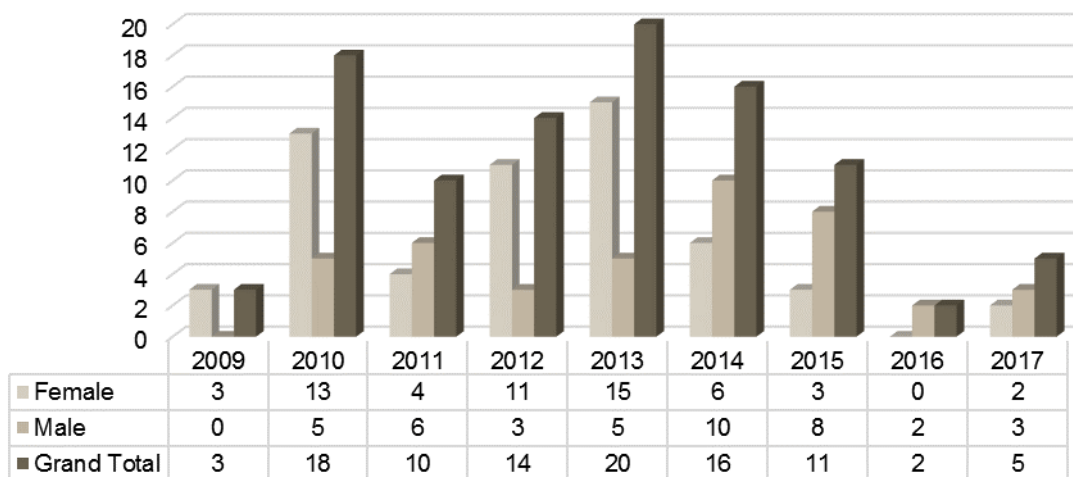
Graduates Tuvalu - 2017

Course	Funding Source						Total
	DFAT Subsidised		Total	Non-subsidised		Total	
	Female	Male		Female	Male		
Certificate III in Air-conditioning and Refrigeration	0	2	2			0	2
Certificate III in Early Childhood Education and Care	1	0	1			0	1
Certificate III in Hospitality	1	1	2			0	2
Grand Total:	2	3	5	0	0	0	5

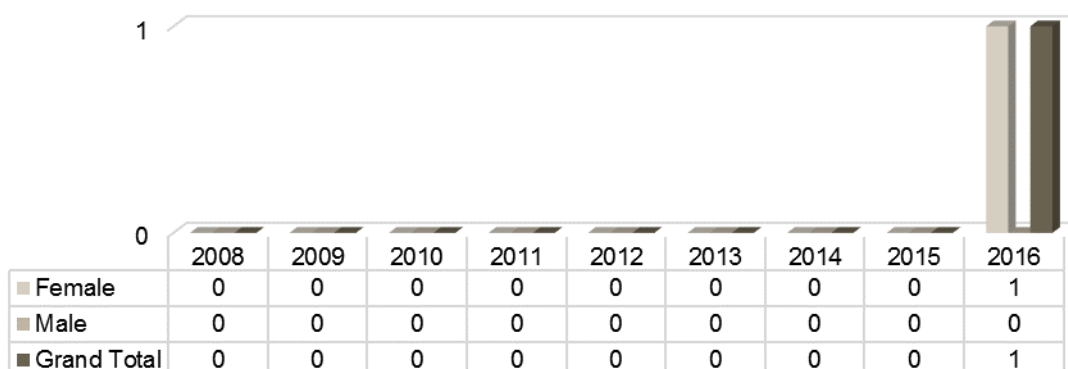
Tuvalu Graduates by Year and Gender



DFAT Subsidised Tuvalu Graduates by Year and Gender




Non-DFAT Subsidised Tuvalu Graduates by Year and Gender



Migrations 2007 to date - Tuvalu Citizens	
Destination Country	Total
Fiji	1
Marshall Islands	1
New Zealand	2
USA	1
Grand Total:	5
Stage 2 Total:	3
Stage 1 Total:	2
Total for Both Stages:	5

Migrations 2007 to date - Tuvalu Citizens by Course	
APTC Course	Total
Certificate III in Commercial Cookery	1
Certificate III in Patisserie	1
Certificate III in Painting and Decorating	1
Certificate IV in Training and Assessment	2
Grand Total:	5
Stage 2 Total:	3
Stage 1 Total:	2
Total for Both Stages:	5

Tuvalu Special Needs Enrolments/Graduates by Stage



Non-Completions Tuvalu - 2007 to Date					
Course	Funding Source				Total
	DFAT Subsidised		Non-subsidised		
	Female	Male	Female	Male	
Certificate III in Hospitality	0	1			1
Certificate III in Wall and Floor Tiling	1	0			1
Grand Total:	1	1	0	0	2
Stage 2 Total:	1	0	0	0	1
Stage 1 Total:	0	1	0	0	1
Total for Both Stages:	1	1	0	0	2

Cumulative Deferrals Tuvalu - 2007 to Date			
Course	Female	Male	Total
Certificate III in Commercial Cookery	1	0	1
Certificate III in Community Services Work	1	0	1
Certificate IV in Training and Assessment	0	1	1
Grand Total:	2	1	3
Stage 2 Total:	2	0	2
Stage 1 Total:	0	1	1
Total for Both Stages:	2	1	3

Annex 2 Cumulative Application, Enrolment, Graduate and Migration Data - All Countries

Cumulative Applications - 2007 to Date							
Course	Funding Source						Total
	DFAT Subsidised			Non-subsidised		Total	
	Female	Male	Total	Female	Male		
Certificate III in Air-conditioning and Refrigeration	3	59	62			0	62
Certificate III in Allied Health Assistance / Certificate III in Health Services Assistance	136	76	212			0	212
Certificate III in Applied Fashion Design and Technology	114	37	151			0	151
Certificate III in Business Administration	3	4	7			0	7
Certificate III in Carpentry	47	2604	2651	0	7	7	2658
Certificate III in Commercial Cookery	973	1375	2348	4	0	4	2352
Certificate III in Community Services Work	242	246	488			0	488
Certificate III in Disability	196	61	257			0	257
Certificate III in Early Childhood Education and Care	2429	315	2744			0	2744
Certificate III in Education Support	136	31	167			0	167
Certificate III in Electrotechnology Electrician	70	1616	1686	1	2	3	1689
Certificate III in Engineering – Fabrication Trade	42	1224	1266	1	11	12	1278
Certificate III in Engineering – Mechanical Trade (Diesel Fitting)	26	1431	1457	0	2	2	1459
Certificate III in Engineering – Mechanical Trade (Fitting & Machining)	34	894	928			0	928
Certificate III in Engineering – Mechanical Trade (Refrigeration and Air-Conditioning)	13	434	447			0	447
Certificate III in Formwork/Falsework	0	19	19	0	1	1	20
Certificate III in Hairdressing	225	63	288			0	288
Certificate III in Home and Community Care / Certificate III in Aged Care	322	51	373			0	373
Certificate III in Hospitality	2179	868	3047	1	0	1	3048
Certificate III in Hospitality (Catering Operations)	33	29	62			0	62
Certificate III in Hospitality (Lodge)	140	53	193	12	6	18	211
Certificate III in Indigenous Housing Repairs	0	29	29			0	29
Certificate III in Individual Support (Ageing, Home and Community)	305	50	355			0	355
Certificate III in Light Vehicle Mechanical Technology	65	2129	2194	0	7	7	2201
Certificate III in Nutrition and Dietetic Assistance	33	8	41			0	41
Certificate III in Painting and Decorating	317	449	766			0	766
Certificate III in Pathways to Further Study			0	16	24	40	40
Certificate III in Patisserie	231	231	462			0	462
Certificate III in Plumbing	24	705	729	0	1	1	730
Certificate III in Tourism	1152	623	1775			0	1775
Certificate III in Wall and Floor Tiling	152	406	558			0	558
Certificate IV in Applied Fashion Design and Merchandising	20	7	27			0	27
Certificate IV in Business	4	11	15	59	29	88	103
Certificate IV in Community Development	127	154	281			0	281
Certificate IV in Community Services	19	8	27			0	27
Certificate IV in Disability	169	52	221			0	221
Certificate IV in Hospitality	466	275	741			0	741
Certificate IV in Leadership and Management	145	114	259	47	39	86	345
Certificate IV in New Small Business	57	1	58			0	58
Certificate IV in Training and Assessment	310	564	874	417	712	1129	2003
Certificate IV in Youth Work	238	310	548			0	548
Diploma in Community Services Work	339	322	661			0	661
Diploma of Children's Services (Early Childhood Education and Care)	417	33	450			0	450
Diploma of Counselling	1	1	2			0	2
Diploma of Hospitality	2	4	6			0	6
Diploma of Management	37	54	91	18	37	55	146
Diploma of Training Design and Development			0	2	2	4	4
Diploma of Vocational Education and Training			0	42	39	81	81
Course Not Stated	86	137	223			0	223
Grand Total:	12079	18167	30246	620	919	1539	31785

Applications - 2017

Course	Funding Source						Total
	DFAT Subsidised		Total	Non-subsidised		Total	
	Female	Male		Female	Male		
Certificate III in Air-conditioning and Refrigeration	2	25	27			0	27
Certificate III in Applied Fashion Design and Technology	54	7	61			0	61
Certificate III in Business Administration	1	0	1			0	1
Certificate III in Carpentry	3	114	117			0	117
Certificate III in Catering Operations	1	0	1			0	1
Certificate III in Commercial Cookery	41	61	102			0	102
Certificate III in Community Services Work	16	10	26			0	26
Certificate III in Early Childhood Education and Care	73	9	82			0	82
Certificate III in Education Support	44	10	54			0	54
Certificate III in Electrotechnology Electrician	4	113	117			0	117
Certificate III in Engineering – Fabrication Trade	5	83	88			0	88
Certificate III in Engineering – Mechanical Trade (Diesel Fitting)	2	90	92			0	92
Certificate III in Engineering – Mechanical Trade (Fitting & Machining)	2	38	40			0	40
Certificate III in Health Services Assistance	2	1	3			0	3
Certificate III in Hospitality	87	25	112			0	112
Certificate III in Individual Support (Ageing, Home and Community)	111	16	127			0	127
Certificate III in Light Vehicle Mechanical Technology	6	104	110			0	110
Certificate III in Painting and Decorating	5	17	22			0	22
Certificate III in Patisserie	12	14	26			0	26
Certificate III in Plumbing	2	60	62			0	62
Certificate III in Tourism	52	10	62			0	62
Certificate III in Wall and Floor Tiling	1	13	14			0	14
Certificate IV in Applied Fashion Design and Merchandising	20	7	27	3	4	7	34
Certificate IV in Business			0	3	4	7	7
Certificate IV in Community Development	13	20	33			0	33
Certificate IV in Community Services	4	2	6			0	6
Certificate IV in Disability	3	2	5			0	5
Certificate IV in Leadership and Management	70	31	101	3	1	4	105
Certificate IV in New Small Business	55	1	56			0	56
Certificate IV in Training and Assessment	29	43	72	6	16	22	94
Certificate IV in Youth Work	5	14	19			0	19
Diploma of Children's Services (Early Childhood Education and Care)	2	0	2			0	2
Diploma of Counselling	1	1	2			0	2
Diploma of Training Design and Development			0	2	2	4	4
Grand Total:	728	941	1669	17	27	44	1713

Cumulative Enrolments - 2007 to Date

Course	Funding Source						Total
	DFAT Subsidised		Total	Non-subsidised		Total	
	Female	Male		Female	Male		
Certificate III in Air-conditioning and Refrigeration	0	15	15			0	15
Certificate III in Allied Health Assistance / Certificate III in Health Services Assistance	64	24	88			0	88
Certificate III in Applied Fashion Design and Technology	85	30	115			0	115
Certificate III in Carpentry	19	930	949	0	9	9	958
Certificate III in Catering Operations	8	8	16			0	16
Certificate III in Commercial Cookery	336	616	952	3	2	5	957
Certificate III in Community Services Work	48	48	96			0	96
Certificate III in Disability	89	23	112			0	112
Certificate III in Early Childhood Education and Care	914	69	983			0	983
Certificate III in Education Support	31	8	39			0	39
Certificate III in Electrotechnology Electrician	18	405	423	1	2	3	426
Certificate III in Engineering – Fabrication Trade	8	517	525	1	6	7	532
Certificate III in Engineering – Mechanical Trade (Diesel Fitting)	4	559	563	0	1	1	564
Certificate III in Engineering – Mechanical Trade (Fitting & Machining)	18	448	466	0	1	1	467
Certificate III in Engineering – Mechanical Trade (Refrigeration and Air-Conditioning)	2	155	157			0	157
Certificate III in Formwork/Falsework	0	37	37	0	1	1	38
Certificate III in Hairdressing	102	34	136			0	136
Certificate III in Home and Community Care / Certificate III in Aged Care	119	19	138			0	138
Certificate III in Hospitality	1066	513	1579	12	6	18	1597
Certificate III in Hospitality (Lodge)	42	18	60			0	60
Certificate III in Individual Support (Ageing, Home and Community)	70	18	88			0	88
Certificate III in Light Vehicle Mechanical Technology	15	693	708	0	13	13	721
Certificate III in Nutrition and Dietetic Assistance	17	3	20			0	20
Certificate III in Painting and Decorating	120	208	328			0	328
Certificate III in Pathways to Further Study				16	24	40	40
Certificate III in Patisserie	92	88	180			0	180
Certificate III in Plumbing	5	175	180	0	1	1	181
Certificate III in Tourism	342	213	555			0	555
Certificate III in Wall and Floor Tiling	70	145	215			0	215
Certificate IV in Business			0	77	32	109	109
Certificate IV in Community Development	40	32	72			0	72
Certificate IV in Community Services	15	6	21			0	21
Certificate IV in Disability	98	24	122			0	122
Certificate IV in Hospitality	208	144	352			0	352
Certificate IV in Leadership and Management	75	60	135	39	36	75	210
Certificate IV in New Small Business	22	0	22			0	22
Certificate IV in Training and Assessment	191	375	566	323	526	849	1415
Certificate IV in Youth Work	115	132	247			0	247
Diploma in Children's Services (Early Childhood Education and Care)	120	6	126			0	126
Diploma of Community Services Work	80	65	145			0	145
Diploma of Hospitality	2	4	6			0	6
Diploma of Management	21	35	56	13	31	44	100
Diploma of Vocational Education and Training			0	41	32	73	73
Grand Total:	4691	6902	11593	526	723	1249	12842

Stage 2 Total:	3124	4182	7306	488	673	1161	8467
Stage 1 Total:	1567	2720	4287	38	50	88	4375

Total for Both Stages:	4691	6902	11593	526	723	1249	12842
-------------------------------	-------------	-------------	--------------	------------	------------	-------------	--------------

Enrolments - 2017

Course	Funding Source						Total
	DFAT Subsidised		Total	Non-subsidised		Total	
	Female	Male		Female	Male		
Certificate III in Air-conditioning and Refrigeration	0	15	15			0	15
Certificate III in Applied Fashion Design and Technology	30	3	33			0	33
Certificate III in Carpentry	3	54	57	0	8	8	65
Certificate III in Commercial Cookery	25	36	61	3	2	5	66
Certificate III in Community Services	9	13	22			0	22
Certificate III in Early Childhood Education and Care	34	4	38			0	38
Certificate III in Education Support	31	8	39			0	39
Certificate III in Electrotechnology Electrician	1	29	30	0	1	1	31
Certificate III in Engineering - Fabrication Trade	1	28	29			0	29
Certificate III in Engineering – Mechanical Trade (Diesel Fitting)	0	3	3			0	3
Certificate III in Engineering - Mechanical Trade (Fitting and Machining)	2	26	28			0	28
Certificate III in Hospitality	72	11	83			0	83
Certificate III in Individual Support (Ageing, Home and Community)	17	3	20			0	20
Certificate III in Light Vehicle Mechanical Technology	2	27	29	0	12	12	41
Certificate III in Painting and Decorating	2	13	15			0	15
Certificate III in Patisserie	10	2	12			0	12
Certificate III in Plumbing	0	13	13	0	1	1	14
Certificate III in Tourism	10	10	20			0	20
Certificate III in Wall and Floor Tiling	2	10	12			0	12
Certificate IV in Community Development	14	4	18			0	18
Certificate IV in Community Services	15	6	21			0	21
Certificate IV in Leadership and Management	68	51	119	7	6	13	132
Certificate IV in New Small Business	22	0	22			0	22
Certificate IV in Training and Assessment	11	28	39	16	36	52	91
Certificate IV in Youth Work	12	6	18			0	18
Grand Total:	393	403	796	26	66	92	888

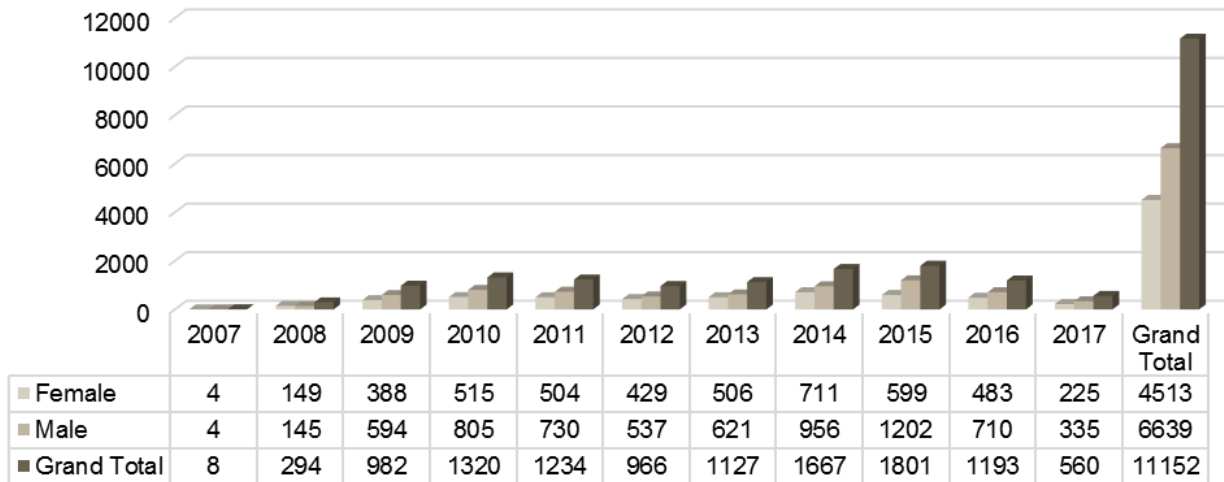
Cumulative Graduates - 2007 to Date

Course	Funding Source						Total
	DFAT Subsidised		Total	Non-subsidised		Total	
	Female	Male		Female	Male		
Certificate III in Air-conditioning and Refrigeration	0	14	14			0	14
Certificate III in Allied Health Assistance / Certificate III in Health Services Assistance	59	23	82			0	82
Certificate III in Applied Fashion Design and Technology	78	27	105			0	105
Certificate III in Carpentry	17	876	893	0	9	9	902
Certificate III in Commercial Cookery	306	579	885	3	2	5	890
Certificate III in Community Services Work	44	41	85			0	85
Certificate III in Disability	83	22	105			0	105
Certificate III in Early Childhood Education and Care	865	62	927			0	927
Certificate III in Education Support	29	7	36			0	36
Certificate III in Electrotechnology Electrician	17	356	373	1	2	3	376
Certificate III in Engineering – Fabrication Trade	8	495	503	1	6	7	510
Certificate III in Engineering – Mechanical Trade (Diesel Fitting)	4	494	498	0	1	1	499
Certificate III in Engineering – Mechanical Trade (Fitting & Machining)	9	376	385	0	1	1	386
Certificate III in Engineering – Mechanical Trade (Refrigeration and Air-Conditioning)	1	130	131			0	131
Certificate III in Formwork/Falsework	0	33	33	0	1	1	34
Certificate III in Hairdressing	99	33	132			0	132
Certificate III in Home and Community Care / Certificate III in Aged Care	112	19	131			0	131
Certificate III in Hospitality	932	418	1350	7	3	10	1360
Certificate III in Hospitality (Lodge)	41	18	59			0	59
Certificate III in Individual Support (Ageing, Home and Community)	68	17	85			0	85
Certificate III in Light Vehicle Mechanical Technology	15	618	633	0	11	11	644
Certificate III in Nutrition and Dietetic Assistance	15	3	18			0	18
Certificate III in Painting and Decorating	97	188	285			0	285
Certificate III in Pathways to Further Study			0	16	24	40	40
Certificate III in Patisserie	74	76	150			0	150
Certificate III in Plumbing	5	162	167	0	1	1	168
Certificate III in Tourism	328	196	524			0	524
Certificate III in Wall and Floor Tiling	62	127	189			0	189
Certificate IV in Community Development	26	27	53			0	53
Certificate IV in Business			0	12	1	13	13
Certificate IV in Disability	93	20	113			0	113
Certificate IV in Hospitality	195	125	320			0	320
Certificate IV in Leadership and Management	12	27	39	26	26	52	91
Certificate IV in Training and Assessment	156	291	447	263	394	657	1104
Certificate IV in Youth Work	110	127	237			0	237
Diploma of Children's Services (Early Childhood Education and Care)	113	6	119			0	119
Diploma of Community Services Work	76	61	137			0	137
Diploma of Hospitality	2	4	6			0	6
Diploma of Management	19	30	49	12	29	41	90
Diploma of Vocational Education and Training			0	2	0	2	2
Grand Total:	4170	6128	10298	343	511	854	11152
Stage 2 Total:	2821	4073	6894	313	467	780	7674
Stage 1 Total:	1349	2055	3404	30	44	74	3478
Total for Both Stages	4170	6128	10298	343	511	854	11152

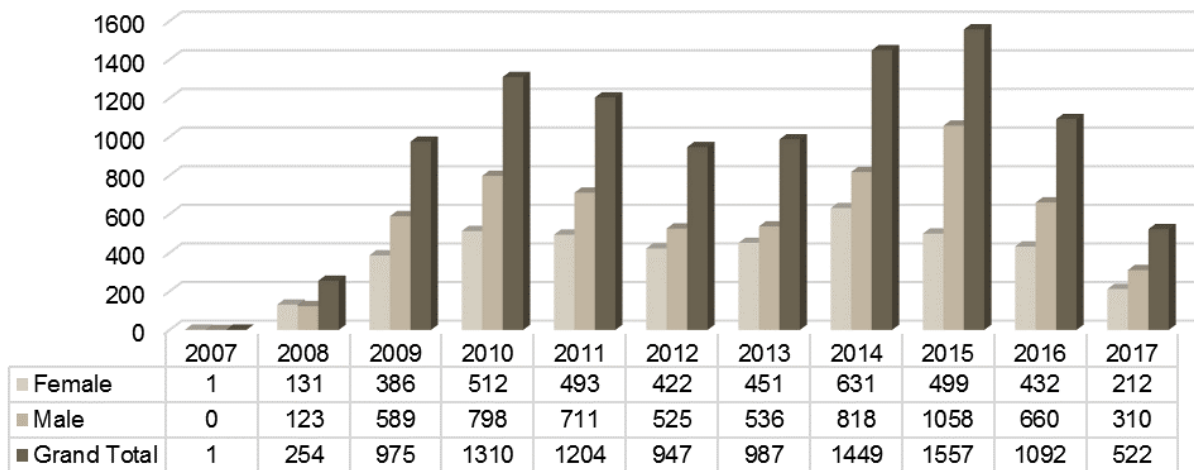
Graduates - 2017 Calendar Year to Date

Course	Funding Source						Total
	DFAT Subsidised		Total	Non-subsidised		Total	
	Female	Male		Female	Male		
Certificate III in Air-conditioning and Refrigeration	0	14	14			0	14
Certificate III in Applied Fashion Design and Technology	24	2	26			0	26
Certificate III in Carpentry	2	52	54	0	8	8	62
Certificate III in Commercial Cookery	7	19	26	3	2	5	31
Certificate III in Community Services	8	12	20			0	20
Certificate III in Early Childhood Education and Care	31	4	35			0	35
Certificate III in Education Support	29	7	36			0	36
Certificate III in Electrotechnology Electrician	0	27	27	0	1	1	28
Certificate III in Engineering - Fabrication Trade	1	26	27			0	27
Certificate III in Engineering - Mechanical Trade (Diesel Fitting)	0	2	2			0	2
Certificate III in Engineering - Mechanical Trade (Fitting and Machining)	1	26	27			0	27
Certificate III in Hospitality	48	10	58			0	58
Certificate III in Individual Support (Ageing, Home and Community)	17	2	19			0	19
Certificate III in Light Vehicle Mechanical Technology	2	25	27	0	11	11	38
Certificate III in Painting and Decorating	2	13	15			0	15
Certificate III in Plumbing	0	11	11	0	1	1	12
Certificate III in Tourism	10	9	19			0	19
Certificate III in Wall and Floor Tiling	2	10	12			0	12
Certificate IV in Business			0	8	1	9	9
Certificate IV in Leadership and Management	12	27	39			0	39
Certificate IV in Training and Assessment	3	7	10	1	1	2	12
Certificate IV in Youth Work	13	5	18			0	18
Diploma of Vocational Education and Training			0	1	0	1	1
Grand Total:	212	310	522	13	25	38	560

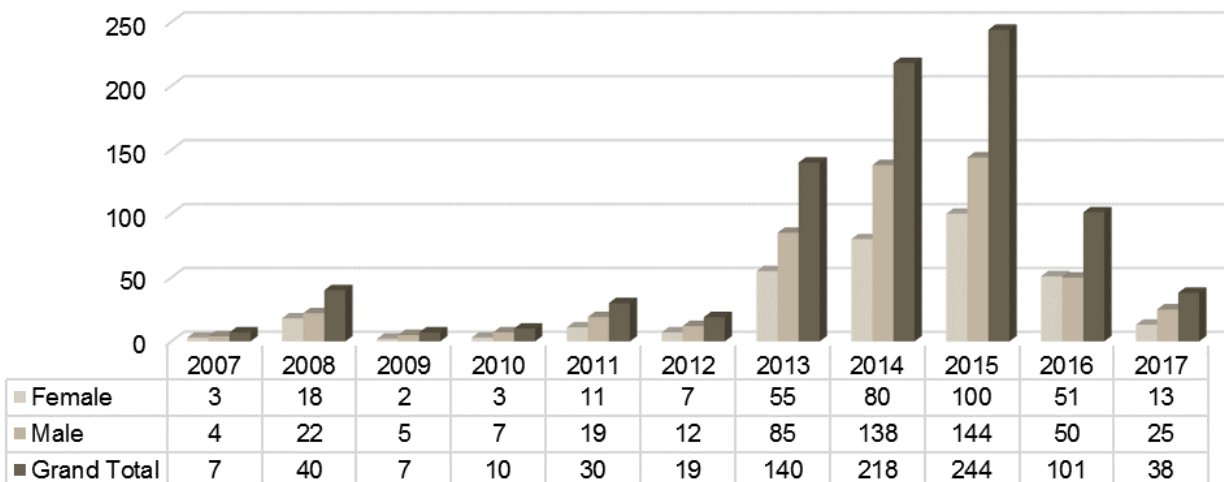
All Graduates by Year and Gender



DFAT Subsidised Graduates by Year and Gender



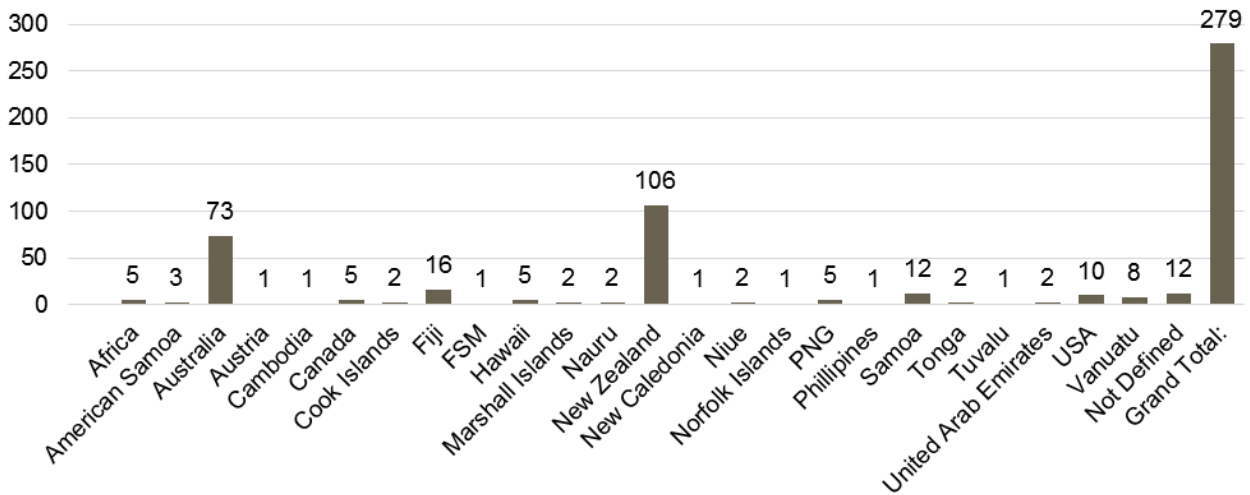
Non-DFAT Subsidised Graduates by Year and Gender



Migrations 2007 to date	
Destination Country	Total
Africa	5
American Samoa	3
Australia	73
Austria	1
Cambodia	1
Canada	5
Cook Islands	2
Fiji	16
FSM	1
Hawaii	5
Marshall Islands	2
Nauru	2
New Zealand	106
New Caledonia	1
Niue	2
Norfolk Islands	1
PNG	5
Philippines	1
Samoa	12
Tonga	2
Tuvalu	1
United Arab Emirates	2
USA	10
Vanuatu	8
Not Defined	12
Grand Total:	279
Stage 2 Total:	183
Stage 1 Total:	96
Total for Both Stages:	279

Migrations 2007 to date by Course	
Course	Total
Certificate III in Allied Health Assistance/Certificate III in Health Services Assistance	2
Certificate III in Carpentry	30
Certificate III in Commercial Cookery	28
Certificate III in Community Services Work	1
Certificate III in Disability	6
Certificate III in Early Childhood Education and Care	8
Certificate III in Electrotechnology Electrician	8
Certificate III in Engineering – Fabrication Trade	10
Certificate III in Engineering – Mechanical Trade (Diesel Fitting)	6
Certificate III in Engineering – Mechanical Trade (Fitting and Machining)	6
Certificate III in Engineering – Mechanical Trade (Refrigeration and Air-Conditioning)	8
Certificate III in Hairdressing	12
Certificate III in Home and Community Care / Certificate III in Aged Care	1
Certificate III in Hospitality	38
Certificate III in Hospitality Lodge	1
Certificate III in Light Vehicle Mechanical Technology	13
Certificate III in Painting and Decorating	1
Certificate III in Patisserie	11
Certificate III in Plumbing	1
Certificate III in Tourism	24
Certificate III in Wall and Floor Tiling	3
Certificate IV in Community Development	2
Certificate IV in Disability	1
Certificate IV in Hospitality	15
Certificate IV in Leadership and Management	1
Certificate IV in Training and Assessment	44
Certificate IV in Youth Work	8
Diploma of Children's Services	2
Diploma in Community Services Work	2
Diploma of Management	5
Grand Total:	298
Stage 2 Total:	193
Stage 1 Total:	105
Total for Both Stages:	298

Country Migrated To



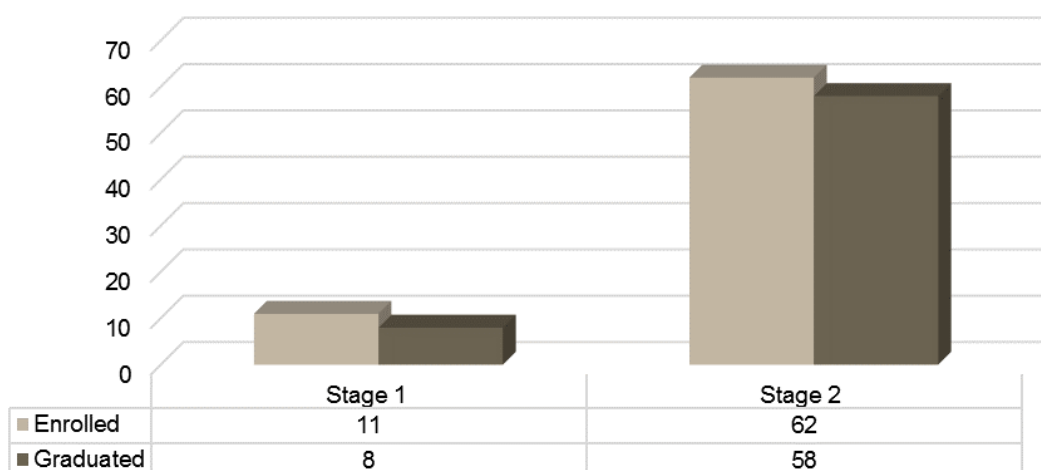
Special Needs Enrolments and Graduates - 2007 to Date (all DFAT Subsidised)

Course	Enrolled			Graduated		
	Female	Male	Total	Female	Male	Total
Certificate III in Carpentry	0	1	1	0	1	1
Certificate III in Commercial Cookery	0	2	2	0	2	2
Certificate III in Community Services Work	2	0	2	2	0	2
Certificate III in Disability	5	4	9	5	4	9
Certificate III in Early Childhood Education and Care	3	1	4	3	1	4
Certificate III in Engineering - Fabrication Trade	0	3	3	0	3	3
Certificate III in Engineering - Mechanical Trade (Fitting and Machining)	0	1	1	0	1	1
Certificate III in Engineering – Mechanical Trade (Refrigeration and Air-Conditioning)	0	1	1	0	1	1
Certificate III in Hospitality	7	3	10	6	3	9
Certificate III in Light Vehicle Mechanical Technology	0	1	1	0	1	1
Certificate III in Painting and Decorating	1	6	7	1	6	7
Certificate III in Patisserie	1	0	1			0
Certificate III in Plumbing	0	1	1	0	1	1
Certificate III in Tourism	2	0	2	2	0	2
Certificate III in Wall and Floor Tiling	2	4	6	2	4	6
Certificate IV in Community Development	0	1	1	0	1	1
Certificate IV in Disability	7	6	13	5	5	10
Certificate IV in Hospitality	1	0	1	1	0	1
Certificate IV in Leadership and Management	1	0	1			0
Certificate IV in Training and Assessment	2	0	2	2	0	2
Certificate IV in Youth Work	1	0	1			0
Diploma of Community Services Work	2	1	3	2	1	3
Grand Total:	37	36	73	31	35	66

Stage 2 Total:	31	31	62	27	31	58
Stage 1 Total:	6	5	11	4	4	8

Total for Both Stages:	37	36	73	31	35	66
-------------------------------	-----------	-----------	-----------	-----------	-----------	-----------

Special Needs Enrolments/Graduates by Stage



Non-Completions - 2007 to Date

Course	Funding Source				Total
	DFAT Subsidised		Non-subsidised		
	Female	Male	Female	Male	
Certificate III in Allied Health Assistance/Certificate III in Health Services Assistance	5	1			6
Certificate III in Applied Fashion Design and Technology	2	2			4
Certificate III in Carpentry	1	52			53
Certificate III in Commercial Cookery	12	20			32
Certificate III in Community Services Work	4	7			11
Certificate III in Disability	6	1			7
Certificate III in Early Childhood Education and Care	46	7			53
Certificate III in Education Support	1	0			1
Certificate III in Electrotechnology Electrician	1	49			50
Certificate III in Engineering – Fabrication Trade	0	21			21
Certificate III in Engineering – Mechanical Trade (Diesel Fitting)	0	64			64
Certificate III in Engineering – Mechanical Trade (Fitting & Machining)	5	53			58
Certificate III in Engineering – Mechanical Trade (Refrigeration and Air-Conditioning)	1	25			26
Certificate III in Formwork/Falsework	0	4			4
Certificate III in Hairdressing	3	1			4
Certificate III in Home and Community Care / Certificate III in Aged Care	7	0			7
Certificate III in Hospitality	117	95	5	3	220
Certificate III in Hospitality (Lodge)	1	0			1
Certificate III in Individual Support	2	0			2
Certificate III in Light Vehicle Mechanical Technology	0	73	0	2	75
Certificate III in Nutrition and Dietetic Assistance	2	0			2
Certificate III in Painting and Decorating	23	20			43
Certificate III in Patisserie	8	10			18
Certificate III in Plumbing	0	12			12
Certificate III in Tourism	14	16			30
Certificate III in Wall and Floor Tiling	8	18			26
Certificate IV in Business			28	9	37
Certificate IV in Community Development	0	1			1
Certificate IV in Disability	5	4			9
Certificate IV in Hospitality	13	19			32
Certificate IV in Leadership and Management	2	2	6	4	14
Certificate IV in Training and Assessment	24	59	44	95	222
Certificate IV in Youth Work	5	4			9
Diploma of Children's Services (Early Childhood Education and Care)	7	0			7
Diploma of Community Services Work	4	4			8
Diploma of Management	2	5	1	2	10
Diploma of Vocational Education and Training			26	19	45
Grand Total:	331	649	110	134	1224
Stage 2 Total:	178	271	105	130	684
Stage 1 Total:	153	378	5	4	540
Total for Both Stages:	331	649	110	134	1224

Cumulative Deferrals - 2007 to Date			
Course	Female	Male	Total
Certificate III in Air-conditioning and Refrigeration	0	1	1
Certificate III in Allied Health Assistance / Certificate III in Health Services Assistance	4	3	7
Certificate III in Carpentry	0	15	15
Certificate III in Commercial Cookery	7	5	12
Certificate III in Community Services Work	12	13	25
Certificate III in Disability	3	1	4
Certificate III in Early Childhood Education and Care	17	3	20
Certificate III in Education Support	2	0	2
Certificate III in Electrotechnology Electrician	3	14	17
Certificate III in Engineering – Fabrication Trade	0	6	6
Certificate III in Engineering – Mechanical Trade (Diesel Fitting)	1	7	8
Certificate III in Engineering – Mechanical Trade (Fitting & Machining)	1	8	9
Certificate III in Engineering – Mechanical Trade (Refrigeration and Air-Conditioning)	3	2	5
Certificate III in Hospitality	19	6	25
Certificate III in Hospitality (Lodge)	2	0	2
Certificate III in Individual Support	2	2	4
Certificate III in Light Vehicle Mechanical Technology	1	6	7
Certificate III in Patisserie	2	6	8
Certificate III in Painting and Decorating	1	2	3
Certificate III in Plumbing	0	7	7
Certificate III in Tourism	8	4	12
Certificate III in Wall and Floor Tiling	0	3	3
Certificate IV in Community Development	6	0	6
Certificate IV in Disability	2	2	4
Certificate IV in Hospitality	7	1	8
Certificate IV in Leadership and Management	3	0	3
Certificate IV in New Small Business	1	0	1
Certificate IV in Training and Assessment	1	15	16
Certificate IV in Youth Work	5	4	9
Diploma in Community Services Work	0	3	3
Diploma of Children's Services	1	0	1
Grand Total:	114	139	253
Stage 2 Total:	109	128	237
Stage 1 Total:	5	11	16
Total for Both Stages:	114	139	253

Annex 3 Acronyms and Definitions

ABV	Australian Business Volunteers
ACAL	Australian College of Adult Literacy
APTC	Australia-Pacific Technical College, referred to in this document as the College or APTC
APTCentral	The APTC intranet site for use by all APTC staff
ASQA	Australian Skills Quality Authority
CTEI	Canterbury Trades Employment Initiative
CEO	Chief Executive Officer
CPIT	Christchurch Polytechnic Institute of Technology
CRM	Customer Relationship Management
CCS	Course Commencement Survey
DFAT	Department of Foreign Affairs and Trade
DFAT Subsidised	A funding category that includes students who have received financial support to study, in the way of full and partial scholarships. This category includes students who pay their own fees, or whose fees are funded by employers or other donors. The category also includes students who study under a memorandum of agreement with APTC partners.
EDCCO	Executive Director Corporate and Commercial Operations
EDSME	Executive Director Strategy, Monitoring and Evaluation
EDTD	Executive Director Training Delivery
EES	Employer Engagement Survey
EoCL	End of Course Learner Survey
EU	European Union
FFS	Fee-for-Service
FHEC	Fiji Higher Education Committee
FNU	Fiji National University
FRCS	Fiji Red Cross Society
GTS	Graduate Tracer Survey
HFH	Habitat For Humanity
HR	Human Resource
ICT	Information Communication Technology
ISAS	Institute Student Administration System
ITAC	International Trainer and Assessor Course
KIT	Kiribati Institute of Technology
LLN	Language Literacy and Numeracy
LSF	Learning Support Facilitator
LT	Leadership Team
MEF	Monitoring and Evaluation Framework
MPPR	Manager Planning, Performance and Reporting
M&E	Monitoring and Evaluation
NGO	Non-Government Organisation
Non-subsidised	A funding category that includes students who have enrolled in full cost recovery (commercial) courses with APTC, obviating the need to support delivery with DFAT funds.

NUS	National University of Samoa
PAF	Performance Assessment Framework
PIF	Pacific Island Forum (Member countries include Australia, Cook Islands, Federated States of Micronesia, Fiji, Kiribati, Nauru, New Zealand, Niue, Palau, Papua New Guinea, Republic of Marshall Islands, Samoa, Solomon Islands, Tonga, Tuvalu and Vanuatu)
PNG	Papua New Guinea
POMTech	Port Moresby Technical College
QMS	Quality Management System
RHO	Regional Head Office (Suva Fiji)
RPL	Recognition of Prior Learning
RTO	Registered Training Organisation
S4EG	Skills for Economic Growth
SAPD	Specialist Advisor Professional Development
SAQIR	Specialist Advisor Quality Improvement and Risk
SCA	Samoa Culinary Association
SINU	Solomon Islands National University
SIS	Small Island States (Countries include: Cook Islands, Federated States of Micronesia, Kiribati, Republic of the Marshall Islands, Nauru, Niue, Palau and Tuvalu)
SMS	Student Management Solution – program used to enrol and result students in training
SoS	Scope of Services
SPA	Samoa Plumbers Association
SQA	Samoa Qualifications Authority
SSIP	European Union Support to the Sugar Industry Program
SVTA	Specialist Vocational Training Advisor
SSWO	Student Services Welfare Officer
TA	Training Assistant
TAE	Certificate IV in Training and Assessment
TAFE	Technical And Further Education
TASP	Training and Assessment Strategy Plan
TISI CON	Then India Sanmarga Ikyo (TISI) Sangam College of Nursing (CON)
ToC	Theory of Change
TQ	TAFE Queensland
TQEC	TAFE Queensland East Coast
TS4IG	Tonga Skills for Inclusive Growth
TVET	Technical and Vocational Education and Training
USP	University of the South Pacific
VET	Vocational Education and Training
VIT	Vanuatu Institute of Technology
VKA	Vocational Knowledge Assessment
VQA	Vanuatu Qualifications Authority
YTD	Year To Date



APTC Regional Head Office
Ganilau House Cnr Edward and Scott Streets Suva
PO Box 14319 Suva Fiji
Phone +679 330 0967
Fax +679 331 2288
Email enquiries@aptc.edu.au
Web www.aptc.edu.au