

Six Monthly Progress Report

January - June 2016



**Australian
Aid** 

APTC 
AUSTRALIA-PACIFIC
TECHNICAL COLLEGE
CREATING SKILLS FOR LIFE

Contents

SIX MONTHLY PROGRESS REPORT 2016	4
EXECUTIVE SUMMARY	5
REPORT SUMMARY	6
RELEVANCE	9
Labour Market Research	9
Country Profiles	9
e-Scan	9
Campus Country Labour Market Consultations	9
Fiji	9
Papua New Guinea	10
Samoa	10
Solomon Islands	10
Vanuatu	10
Training Profile	11
Semester 2 2016	11
Partnerships.....	12
European Union Support to the Sugar Industry Program (SSIP)	13
University of the South Pacific (USP) Partnership Agreement	14
Don Bosco Technical Institute (DBTI) Partnership Agreement	14
Lae Polytechnic Agreement	14
National University of Samoa (NUS) Agreement	14
Fiji National University (FNU)	15
QUALITY	16
Student Activity	16
Cumulative Enrolment Data	16
Graduate Outcome Data	16
Graduations	17
Surveys	17
Course Commencement Survey	17
End of Course Learner Survey	19
Graduate Student Tracer Survey	21
Employer Engagement Survey 2015	21
Training Resources	23
APTC Media	24

Publications	25
Social Media	25
Scholarship Activity	27
Applications	27
Enrolments	28
Deferrals	28
Non-Completions	28
Graduates	28
Work Placement	29
Learner Support.....	30
Business Development	31
FFS Activity 2016 to date	31
Fee Paying Places	31
SUSTAINABILITY	32
Stakeholder Engagement	32
Fiji	32
Samoa	32
Solomon Islands	33
PNG	34
Vanuatu	34
EMPLOYMENT	35
APTC to Work	35
Alumni Network	35
Alumni Chapter Activities:	35
Alumni Achievements	36
MIGRATION	37
Country of Destination for Graduates.....	37
Migrant Graduate Qualifications.....	37
Information for Graduates	37
FOUNDATIONAL.....	38
M&E Activities	38
Risk Management.....	38
Administrative Systems and Processes	39
Facilities and Asset Management.....	41
Human Resources Management	41
Gender Balance- Academic Staff	41

Gender Balance- Support Staff	42
Nationalisation	42
Staffing Levels by Campus – May 2016	42
Comparative Staffing Levels	42
ANNEXES	43
Annex 1 Student Activity	43
Fiji	43
Papua New Guinea	55
Samoa	65
Solomon Islands	74
Vanuatu	83
Cook Islands	92
Federated States of Micronesia	96
Kiribati	100
Marshall Islands	109
Nauru	114
Niue	119
Palau	124
Tonga	128
Tuvalu	137
Annex 2 Cumulative Application, Enrolment, Graduate and Migration Data - All Countries	144
Annex 3 Acronyms and Definitions	156

SIX MONTHLY PROGRESS REPORT 2016

It is my privilege to submit on behalf of the Contractor, Management and Staff of the Australia-Pacific Technical College (APTC) this Six Monthly Progress Report, the first mid-year report presented under the Stage 2 extension, in alignment with the revised APTC Monitoring and Evaluation Framework (MEF).

The report is produced by the Australia-Pacific Technical College (APTC) Regional Head Office (RHO) in response to the APTC contractual reporting responsibilities and reports against all Scope of Services (SoS) performance requirements for the period of 1 January – 30 June 2016.

APTC staff across the Pacific and in Australia continue to work towards the common goal of **a more prosperous Pacific driven by a skilled, competitive and productive workforce.**

The following program outcomes support this goal:

- › RELEVANCE
APTC provides skills relevant to labour market requirements in targeted sectors
- › QUALITY
APTC has a good reputation in the Pacific as a high quality provider of TVET
- › SUSTAINABILITY
APTC supports TVET Partner Institutions to improve and sustain systems and training delivery
- › EMPLOYMENT
APTC graduates achieve improved employment and contribute to workplace productivity
- › MIGRATION
Qualified Pacific Islanders realise opportunities in Developed Countries (program is not accountable for this outcome)

This Six Monthly Progress Report - 1 January – 30 June 2016 is submitted by the Australia-Pacific Technical College on behalf of the managing contractor TAFE Queensland (TQ).



Denise O'Brien
Chief Executive Officer

EXECUTIVE SUMMARY

APTC continues to achieve strong outcomes against the Performance Assessment Framework and Scope of Services contractual requirements.

The information presented in this report will be represented through the following end-of-program outcomes:

- RELEVANCE: APTC provides skills relevant to labour market requirements in targeted sectors
- QUALITY: APTC has a good reputation in the Pacific as a high quality provider of TVET
- SUSTAINABILITY: APTC supports TVET Partner Institutions to improve and sustain systems and training delivery
- EMPLOYMENT: APTC graduates achieve improved employment and contribute to workplace productivity
- MIGRATION: Qualified Pacific Islanders realise opportunities in Developed Countries (program is not accountable for this outcome)

In accordance with contractual requirements, the APTC training profile was redeveloped early in this reporting period, and sets the platform for the delivery of targeted training across the Pacific region. As part of the planning process a number of innovative projects were scoped and work is continuing to bring these to fruition early in 2017.

The APTC Risk Management Plan was also redeveloped by the Leadership Team (LT) in this period, in full alignment with the MEF.

The relocation of services and personnel from Nadi, Four Mile (Manohan building) and Gorrie Street to the Regional Head Office (RHO) in Ganilau House, Suva is now complete, with RHO staff taking up permanent residence in the refurbished level six offices in June 2016. Academic staff have taken delivery of their new offices on level five, with training being delivered from the classrooms on level four in semester 2 2016. The completion of the ground level classrooms in July 2016 will see an end to the refurbishment works for this site. The substantial investment in this resource will provide dividends in improved APTC governance and corporate services over the life of the contract.

The Stage 2 Extension (1 July 2015 – 30 June 2018) contains a revised target of 7000 graduates by 2018. As of June 2016 APTC has recorded a graduate total of 5790 Department of Foreign Affairs and Trade (DFAT) subsidised graduates and 703 non-DFAT subsidised graduates, totalling 6493 graduates for Stage 2 of the project.

REPORT SUMMARY

Introduction

The key focus of the APTC as aligned with the SoS performance requirements is the delivery of quality training in support of regional economic growth and productivity. This Six Monthly Progress Report is for the period of 1 January – 30 June 2016.

Structure of the Six Monthly Progress Report

The Six Monthly Progress Report structure has been revised to align with the APTC goal, end-of-program outcomes and the Theory of Change (ToC) specified in the M&E Plan, and follows the revised format implemented in the 2015 – 2016 Annual Report and Plan.

The report addresses the mandatory reporting requirements specified in the SoS.

Documenting of student activities in this report has been improved to more clearly identify activity by country and by funding source. The tables used to report data on applications for admission, course enrolments and graduates have been refined to allocate students to DFAT supported and non-DFAT supported funding sources.

DFAT supported courses are classified as full or part scholarships, students funding their own fees, donors funding students' fees or employers funding their employees' fees. The category also includes students enrolled under partnership agreements where a Partnership Agreement has been signed with an APTC partner. It should be noted that the payment of fees by any party constitutes a small component of the total cost of a class place, with the remainder subsidised by DFAT funding.

A non-DFAT funding source is typically any course that is delivered as full cost-recovery (commercial) for national and international students, as well as APTC staff undertaking capacity building through the APTC Centre for Professional Development.

Relevance

The APTC e-Scan has been updated for 2016 and professionally printed and bound as a publication for distribution. The document captures the latest statistical data for countries in the Pacific, and an analysis of information vital in the continuing evolution of the APTC training profile plan.

The APTC training profile plan for 2016 – 2018 financial years, developed in semester 2 2015, has been updated in this period to reflect changing priorities and labour market negotiations with industry bodies, employers and donors.

Quality

Updated Processes

As part of a continuous improvement process, the submission of names to DFAT for scholarship approval has been streamlined. Not all approved scholarship applicants will be offered a place immediately but the pre-approved list creates time efficiencies, assists recruitment planning, and enables top-up offers to be made when deferrals or declines of offers of a place are received or class start dates are brought forward.

Applicant names for the following courses were submitted for approval this semester.

Course	Fiji	Kiribati	PNG	Samoa	Solomon Islands	Tonga	Tuvalu	Vanuatu	Grand Total
Certificate III in Carpentry	17		23	2	10	4		3	59
Certificate III in Commercial Cookery	16		17	8	1	2		1	45
Certificate III in Early Childhood Education and Care	4		10	12	18	1		22	67
Certificate III in Electrotechnology Electrician		3	10						13
Certificate III in Engineering - Fabrication Trade	7		11	7		1		1	27
Certificate III in Engineering – Mechanical Trade (Diesel Fitting)	25		18	1	6	2			52
Certificate III in Engineering - Mechanical Trade (Fitting and Machining)	27		26	3	1	2		2	61
Certificate III in Hospitality	19		8	6	9	1		9	52
Certificate III in Hospitality Lodge	1						1		2
Certificate III in Individual Support (Age and Community Care)	36		1	2	4				43
Certificate III in Light Vehicle Mechanical Technology	14	3	15	7	1		1	1	42
Certificate III in Painting and Decorating	18		2	1	3				24
Certificate III in Plumbing	1		3	3	3				10
Certificate III in Tourism	7		4	5	5			15	36
Certificate III in Wall and Floor Tiling	14				3	3			20
Certificate IV in Hospitality								2	2
Certificate IV in Youth Work	2			6	8			1	17
Grand Total	208	6	148	63	72	16	2	57	572

Updated Systems

The replacement of the TAFE Queensland Institute Student Administration System (ISAS) has been postponed by TAFE Queensland. APTC will continue to use the ISAS software to enrol and result students.

The implementation of the Course Commencement Survey and the realignment of the End of Course Survey instruments has been completed, with the updated results reported separately in this report. Although the majority of the surveys are completed electronically, some groups continue to complete the paper-based survey due to in-country internet connectivity issues.

Assessment of an applicant's Language, Literacy and Numeracy (LLN) ability is one of the initial benchmarks for entry to APTC courses. This period saw the engagement of an LLN specialist to review the benchmarks set for entry into all APTC courses, and the development of additional LLN entry tests. The specialist also met with delivery staff to review their LLN activities and to address any systemic issues.

Post-study LLN testing was conducted this semester to gauge improvement in the LLN scores of students upon completion of training, compared to their scores on entry. The analysis of the results of this testing will be made available to staff in semester 2 2016.

Sustainability

Partnerships

The renegotiation of APTC partnerships has been completed, including a revision to the terms of the agreements and extension of partnerships until 2018.

APTC welcomed the addition of the first formal partnership with the Fiji National University (FNU). Planning has commenced for the delivery of the Certificate III in Fashion Design and Technology scheduled for commencement in July 2016. APTC will continue to support FNU in the delivery of the Certificate III in Painting and Decorating co-located at FNU.

APTC also continues to support its TVET partners through the provision of places in the Certificate IV in Training and Assessment qualification for partner staff, as well as providing ongoing mentoring for staff who have graduated from this qualification and are implementing the principles in their workplaces. APTC is also

providing Leadership and Management qualifications; implementation of quality reviews; infrastructure upgrades and equipment, as well as scholarship places for partner training staff in our core qualifications.

Nationalisation of APTC staff

The nationalisation of APTC management positions has progressed with the following positions occupied by national staff:

- › Manager Promotion and Communication (RHO, Suva – recruited in this reporting period).
- › Manager ICT (RHO, Suva).
- › Manager Property and Facilities (RHO, Suva).
- › Manager Operations (Suva Campus).
- › Assistant Manager Data, Analysis and Performance (RHO, Suva).
- › Assistant Manager ICT (RHO, Suva).
- › Assistant Manager Human Resources (RHO – recruited in this reporting period).

An Emerging Leaders program to support the development of national managers and supervisors has commenced, with nominated staff commencing study this semester. Staff are released from daily duties to attend timetabled sessions during working hours. Staff are also tasked with implementing projects within their work areas as part of their studies. This program was also extended to staff from DFAT and DFAT funded programs.

Employment

The Employer Engagement and the End of Course Learner (EoCL) surveys conducted this semester confirm the value of APTC training to individuals, businesses and the wider community.

The use of an online survey tool for the EoCL has proved to be an efficient tool compared to the previous paper-based survey, saving effort and increasing accuracy. The student satisfaction levels with APTC training remain very high, and refinements made to the survey instrument under the revised MEF are providing new and insightful data. The latest EoCL report indicates that the majority of students feel that finding new or improved employment following their study with APTC would be very easy, or easy.

The Employer Engagement survey was provided online for those employers with access, and was also conducted through email, telephone and face-to-face visits by APTC staff. The survey revealed that employers value the contribution that APTC graduates make to their businesses, citing increased skills and productivity and enhanced motivation and initiative as characteristics of an APTC graduate.

"Gone are the days when mediocracy and Fiji time was the accepted standard. We need workers who will go above and beyond to challenge the status quo. This is where APTC programs play a critical role in giving Fijians internationally recognised qualifications and exposure to overseas knowledge"

Culinary Ambassador for Fiji Airways and the Ministry of Industry, Trade and Tourism "Fiji Grown" campaign, Mr Lance Seeto.

Migration

The APTC website has been modified to include links to migration opportunities to developed countries. The links allow students and graduates to find information on the Skilled Occupations List for Australia and the List of Skilled Occupations for New Zealand, as well as providing links to valuable information on the migration application process.

RELEVANCE

APTC PROVIDES SKILLS RELEVANT TO LABOUR MARKET REQUIREMENTS IN TARGETED SECTORS

Scope of Services 2.2, 2.7, 2.12(a), 5.29, 5.30, 5.31, 5.32, 5.4, 5.5, 5.9, 6.1, 6.2, 6.3, 6.4, 12.11, 12.12 (a-f), 12.16, 12.18

Labour Market Research

Country Profiles

The APTC Country Profiles provide a stronger linkage between the APTC planning processes and the issues being addressed by Pacific Island Forum (PIF) countries on both an economic and social level. The Country Profiles provide the evidence base for the development of the Country Skills Development Plans for the campus countries. The Country Skills Development Plans assist in the development of a demand-driven APTC Annual Training Profile. Achieving closer connections across these areas will support the development of an APTC Annual Training Profile better able to deliver employment outcomes for PIF citizens.

To date Country Profiles and Plans have been finalised for all of the campus countries – Fiji, PNG, Samoa, Solomon Islands and Vanuatu.

The CEO, Executive Director Strategy, Monitoring and Evaluation (ED SME) and Country Managers (CM) conducted substantial in-country consultations with government and local DFAT representatives across many of the PIF countries in 2015. These consultations, along with the information from the Country Profiles and industry consultations, served as the basis for the development of the APTC Country Skills Development Plans and the 2016 - 2018 APTC Regional Training Profile.

e-Scan

The annual APTC e-Scan 2016 was completed in March this year. The e-Scan 2016 explores available information that has been systematically collected and analysed to inform strategic decision-making on training for skills development in the Pacific region. The APTC e-Scan 2015 formed the basis for the 2016 APTC e-Scan with content being reviewed for currency and relevance. As part of this process websites, in particular Australian government and key global and regional websites, were scanned for updated information and for emerging issues relevant to APTC's activities in the Pacific region, and reflects the economic and societal changes impacting on the TVET landscape across the Pacific.

Campus Country Labour Market Consultations

Fiji

The APTC Country Manager for Fiji attended a round table discussion with the South Pacific Tourism Organisation (SPTO) coordinated by a consultant to the Pacific Community (SPC), to assist in finalising documentation for a European Union (EU) funding submission under the Regional Indicative Programme of the 11th European Development Fund.

The meeting was arranged to provide input into SPTO's planning for capacity and capability building initiatives around the Pacific, and included the sharing of actions relating to hospitality and tourism training provided by APTC, the University of the South Pacific (USP) and SPTO. The intent of the meeting was to ensure a coordinated approach to activities occurring within this field.

The APTC CEO, Executive Director Training Delivery (EDTD) and CM Fiji met with the Minister of Health and Medical Services, Fiji, to seek feedback on the potential for staff professional development in the Certificate III in Allied Health Assistance (Nutrition & Dietetics) for nursing and ward assistants. The meeting also facilitated discussion on the Certificate IV in Leadership and Management as a professional development opportunity for medical managers. Follow up meetings have been scheduled for later in the year.

Papua New Guinea

The PNG National Youth Development Authority approached APTC regarding the delivery of the Certificate IV in Youth Work. After consultation, the delivery of a fee-paying class has been added to the training profile for future delivery.

Recruitment activities took APTC staff to Lae where significant interest was realised in hospitality and commercial cookery. Applications for admission and LLN testing were undertaken during the visit. There are current plans for a regional marketing campaign in targeted areas relating to trade-specific demand.

Samoa

Teacher's Aide training originally raised by Specialist Schools in Samoa was discussed further with local DFAT and Ministry of Education, Sport and Culture representatives. These discussions currently form the basis of a proposal to create specialist inclusive education aides in mainstream schools in Samoa and to provide the Certificate III in Education Support as the primary qualification. This is seen as an excellent opportunity to raise the standard of primary and secondary education in Samoa.

The Country Manager for Samoa has been involved in ongoing discussions with the Samoa National Health Service (NHS) and National University of Samoa (NUS) regarding the provision of the Certificate III in Health Services Assistance qualification to NHS new recruits.

Solomon Islands

Following consultations, DFAT funded the Speciality Skills for Business initiative. The following programs were delivered this semester:

- › Certificate IV in Leadership and Management.
- › Certificate IV in Training and Assessment.
- › Hospitality short course.
- › Five short courses (each five days duration) for small private sector businesses were developed and managed through the APTC Solomon Islands office:
 - » Costing and Pricing.
 - » Customer Service.
 - » Sales and Marketing.
 - » Bookkeeping.
 - » Preparing and Reading Financial Reports.

The Country Manager for the Solomon Islands has also been involved in consultations regarding industry requirements with a range of industry and government officials across multiple sectors.

Vanuatu

Consultations have been conducted this semester by the Country Manager Vanuatu with DFAT, NZ Aid, and Government of Vanuatu departments including health, education, justice, and tourism sectors.

In addition non-government consultations have been held with:

- › Vanuatu Chamber of Commerce and Industry
- › Vanuatu Education Sector Program
- › Wan Small Bag
- › Law and Justice
- › Vanuatu Tourism Association
- › Vanuatu Hotels and Resorts Association

Training Profile

Semester 2 2016

The training profile for DFAT subsidised places for semester 2 2016 was developed utilising the data collected from the e-Scan 2016, Country Skills Development Plans and feedback from industry consultations. The training plan reflects industry demand, placing training delivery across the relevant APTC campus locations.

Training Profile Semester 2 2016							
Course	Planned Graduates by Campus						
	Fiji	Kiribati	PNG	Samoa	Solomon Islands	Vanuatu	Total
Certificate III in Applied Fashion Design and Technology	36						36
Certificate III in Carpentry	28		13			13	54
Certificate III in Commercial Cookery	14		14	13			41
Certificate III in Community Services Work					22		22
Certificate III in Early Childhood Education and Care	22					18	40
Certificate III in Electrotechnology Electrician			28				28
Certificate III in Engineering - Fabrication Trade			13	13			26
Certificate III in Engineering - Mechanical Trade (Diesel Fitting)	26						26
Certificate III in Engineering - Mechanical Trade (Fitting and Machining)	13		13				26
Certificate III in Hospitality (Food & Beverage)	16		16	16			48
Certificate III in Individual Support (Ageing, Home and Community)	22	18					40
Certificate III in Light Vehicle Mechanical Technology					"	26	
Certificate III in Painting and Decorating	14						14
Certificate III in Plumbing				13			13
Certificate III in Tourism						18	18
Certificate III in Wall and Floor Tiling	14						14
Certificate IV in Community Development						22	22
Certificate IV in Hospitality						16	16
Certificate IV in Youth Work				18			18
Total	231	18	110	73	22	87	541

Partnerships

APTC is committed to serving the Pacific community through the development of partnerships that build relationships and impart skills, provide resources and educational opportunities, as well as skills and knowledge in the delivery of competency based training. Increasingly, APTC is seeking to provide shared services that include the establishment of administrative processes and procedures specific to organisations involved with the delivery of TVET in the Pacific. APTC has revised and renewed agreements with current partners and sought to develop potential new partnerships.

The entities with operational agreements, as well as those with agreements currently under negotiation are listed below.

Country	Partner	Service/Facility	Status of Agreement
Fiji	University of the South Pacific	Training Facilities	Current until June 2018
	Fiji National University	Training Facilities	New - current until June 2018
Kiribati	Kiribati Institute of Technology	Training Facilities and Pathways; Customer contact	Current until 30 June 2018
PNG	Port Moresby Technical College (POMTech)	Training Facilities	Current until 30 June 2018
Samoa	National University of Samoa	Training Facilities/Services	Current until 30 June 2018
Solomon Islands	Don Bosco Technical Institute	Training Pathways	Current until 30 June 2018
Tonga	Tongan Chamber of Commerce	Customer Contact	Current until June 2018.
	Tonga Institute of Science and Technology	Consultancy services	Currently under negotiation
Vanuatu	Ministry of Education - Vila North Public School	Training Facilities/Services	Current until June 2018
	Vanuatu Institute of Technology	Training Pathways	Current until June 2018

European Union Support to the Sugar Industry Program (SSIP)

Delivery of the European Union's "Accompanying Measures for Sugar Protocol (AMSP – 2013) – Strategic Restructuring of the Sugar Cane Industry" initiative for the Fijian sugar industry commenced in February 2014, and is scheduled for completion in December 2017.

The training activities include all industry support agencies in the sugar cane regions, including:

- › Fiji Sugar Corporation (FSC).
- › Sugar Cane Growers Council (SCGC).
- › Cane Producers Associations (CPAs) of Lautoka, Labasa, Rarawai and Penang.
- › Sugar Industry Tribunal (SIT).
- › Sugar Research Institute of Fiji (SRIF).
- › Fairtrade Coordination Unit (FCU) representing Leader Farmers through the FCU initiative.

Updates to activities for this semester are listed below:

- › Two groups commenced study in the Certificate IV in Project Management Practice in January 2016.
- › One group of Certificate IV in Project Management Practice commenced May 2016.
- › One group of Certificate IV in Leadership and Management commenced May 2016.
- › Commenced and completed a number of trades safety workshops between April and May 2016.
- › Two classes of the Fiji Sugar Corporation (FSC) studied the Certificate III in Engineering – Fitting and Machining, and the Certificate III in Engineering – Diesel Fitting in Suva this semester.
- › The project has developed and is delivering accredited skill sets in the areas of business, and training and assessment to meet the needs of the milling and the non-milling sectors.
- › The design, development and implementation of customised training for the Leader Farmers continues. These workshops have been delivered to meet the availability and location of the participants. Two workshops in particular - the Leader Farmer Business workshop and the Farming as a Business workshop have trained more than 300 people across Vanua Levu and Viti Levu.
- › The Farm Advisory Service (FAS) officers have benefited from the Leader Farmer workshops and their skills have also been enhanced by the delivery of customised Excel and Report Writing training. These programs have benefited from the collaboration and support of the FCU under the Pacific Community (SPC)/Improving Key Services to Agriculture (IKSA).

The tables below illustrate the activity to date.

Current Enrolments - Full Qualification	Female	Male	Grand Total
Certificate III in Electrotechnology Electrician		27	27
Certificate III in Engineering - Fabrication Trade		38	38
Certificate IV in Project Management Practice	1	19	20
Certificate IV in Leadership and Management	6	17	23
Total	7	101	108

Delivery of Non-Accredited Training	Female	Male	Grand Total
European Union Project - Farming As A Business Workshop	4	86	90
European Union Project – Leader Farmer Business Workshop	8	253	261
Business Writing	2	21	23
Hot Works Training	3	54	57
Total	17	414	431

Delivery of Accredited Skills Sets	Female	Male	Grand Total
Certificate III in Business	22	90	112
Certificate IV in Business	16	25	41
Certificate IV in Training and Assessment	11	68	79
Dogging & Rigging (Performance Training)		24	24
Working at Heights (Performance Training)		27	27
Confined Spaces (Performance Training)		30	30
Isolate and Access Plant (Performance Training)	3	54	57
Boiler Attendant (Performance Training)		16	16
Total	52	334	386

Graduates - Full Qualifications	Female	Male	Grand Total
Certificate IV in Frontline Management	18	91	109
Certificate IV in Project Management Practice	8	37	45
Certificate III in Engineering - Mechanical Trade (Diesel Fitting)		11	11
Certificate III in Engineering - Mechanical Trade (Fitting and Machining)		12	12
Total	26	151	177

Mr Karia Christopher, General Manager FSC Labasa Mill believes that the EU funded training delivered by APTC has given the mill “the best shot to enhance training and will continue to do so” as he believes the mill’s yearly improvement on overall performance was due in part to better training.

University of the South Pacific (USP) Partnership Agreement

The APTC-USP partnership has been renewed until June 2018 and provides for joint utilisation of kitchen and restaurant training facilities and classrooms for APTC and USP students.

This semester there were seventeen Certificate III in Commercial Cookery students, fifteen Certificate III in Patisserie and nineteen Certificate III in Hospitality students studying at the Laucala campus in Suva.

The agreement extends to the provision of housing for APTC students on campus.

Don Bosco Technical Institute (DBTI) Partnership Agreement

The DBTI partnership agreement was renegotiated in June 2016 and includes provision for the delivery by APTC of a range of accredited trade and non-trade programs from the DBTI site in Honiara. The agreement also includes upgrades to existing hospitality facilities to meet the standards required under the Australian tourism, travel and hospitality training package to facilitate the delivery of the Certificate II in Hospitality. APTC will also collaborate with DBTI to provide a range of programs aimed to support DBTI institutional capability.

Lae Polytechnic Agreement

The National Polytechnic Institute (NPI) PNG Lae Pilot project completion report was submitted in May 2016, with APTC demobilising from Lae in April 2016.

The agreement was extended to 30 September 2016 pending DFAT confirmation of continued support for the NPI. APTC has recommended continued support for NPI including visits by an APTC training mentor, security services and provision of consumables to support the NPI to deliver the local Certificate II level qualification. Confirmation from DFAT PNG regarding the handover of the refurbished facilities to the NPI is imminent.

National University of Samoa (NUS) Agreement

A component of the revised partnership agreement with NUS includes the development of TVET training and assessment of capability. A group comprised of sixteen NUS lecturers, along with APTC staff and some self-funded students commenced study in the Certificate IV in Training and Assessment in June 2016.

Fiji National University (FNU)

APTC, FNU and industry have entered into a partnership to support the training requirements of local enterprises in the Fashion Design and Technology industry and the Painting and Decorating trade.

A dedicated training facility will support the skills requirements of the industry, both now and into the future.



QUALITY

APTC HAS A GOOD REPUTATION IN THE PACIFIC AS A HIGH QUALITY PROVIDER OF TVET

Scope of Services 2.12(c, f, g, i), 5.2, 5.3 (a-c), 5.10 (a, b), 5.11 (a), 5.12 (a-c), 5.13 (a), 5.14, 5.20 (d-k), 5.21 (a-f, h, i), 5.24, 7.1, 7.2, 7.3, 8.2, 10.1-10.6, 12.9, 12.11, 12.12 (a), 12.21, 13.1, 13.2 (a, c), 13.3 (c, d), 14.1, 14.2, 17.1, 17.2, 17.3 (a-f), 19.1-19.3

In support of education and training compliance, TQEC audit staff visited APTC training delivery sites between August and October 2015 and undertook an education and training audit.

A number of opportunities for improvement were noted during the audit and APTC has been addressing these throughout this semester. TQEC representatives will conduct a follow-up visit in July 2016 to review the changed arrangements. The APTC CEO will be provided with a summary of the visit outcomes early in semester 2 2016.

Student Activity

This section provides an overview of APTC student activity throughout this six month period, encompassing student enrolment, graduation and scholarship achievements, with a full compilation of the data sets available as annexes to this report.

In response to feedback from DFAT, the student activity data contained in this report has been presented in an updated format. Student activity data has been aligned to provide information in country-specific sections in the report appendices.

The following analysis provides an update of student activity for 1 January – 30 June 2016.

Information on student activity is presented by country in the following annexes:

- › Cumulative Application, Enrolment, Graduate and Migration Data, by Citizenship
- › Cumulative Application, Enrolment and Graduate Data All Countries
- › Cumulative Migration Data All Countries

Cumulative Enrolment Data

Total enrolments

In total, 11324 students have been enrolled into APTC programs since the inception of APTC in 2007, with 6948 enrolling in Stage 2. The gender balance of all scholarship and non-scholarship enrolments since 2007 stands at forty percent females and sixty percent males, whilst in Stage 2 females represent forty-one percent of all enrolments to date.

Graduate Outcome Data

Total graduates

In total 9971 students have graduated from APTC programs since 2007, with 6493 of these graduating in Stage 2. The overall gender balance of graduates since 2007 is forty percent (4023) female and sixty percent (5948) male, with females accounting for forty-one percent (2644) of graduates in Stage 2.

“My personal experience at APTC has been very fulfilling. My cousin, also a graduate of APTC, encouraged me to pursue a Certificate III in Painting and Decorating. The course helped develop my skills and be more confident in my choice of pursuing a career in a male-dominated field. APTC has shown me that gender is not a barrier and where there is a will, there is always a way.

I do not regret undertaking a course at this College. As a result of APTC’s training, I have had the opportunity to team up with fellow students to venture out in to the field and carry out house painting jobs. We aim to have our own painting company one day, and we thank APTC for helping us realise this dream”

Ms Jackie Marie Duvaga
Certificate III in Painting & Decorating graduate

Graduations

Eight graduation ceremonies were conducted in Fiji, PNG, Samoa, Solomon Islands, Tuvalu and Vanuatu this semester. Industry and TVET consultations, student information and promotion of APTC programs in SIS have been timed to coincide with graduation ceremonies.

Graduations Semester 1 2016

Date	Location	Graduates
February	Tuvalu	7
March	Apia, Samoa	89
April	Port Vila, Vanuatu	81
	Nadi, Fiji	59
May	Port Moresby, PNG	150
	Honiara, Solomon Islands	57
June	Auki, Solomon Islands	12
	Suva, Fiji	159

Surveys

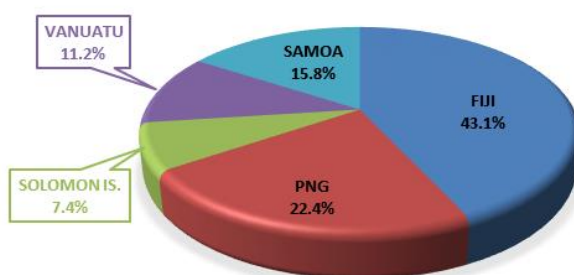
Three surveys were conducted during this reporting period, the first of which was the Course Commencement Survey (CCS) implemented at the start of study in January 2016. This survey was followed by the End of Course Learner Survey (EoCL), which gained feedback about the student experience throughout APTC training. Finally, the delayed Employer Survey 2015 was also conducted in this period. Summaries of all surveys are presented below.

Course Commencement Survey

The Course Commencement Survey Summary Report for semester 1 2016 incorporates feedback from thirty-two classes conducted across all APTC delivery sites between January and June.

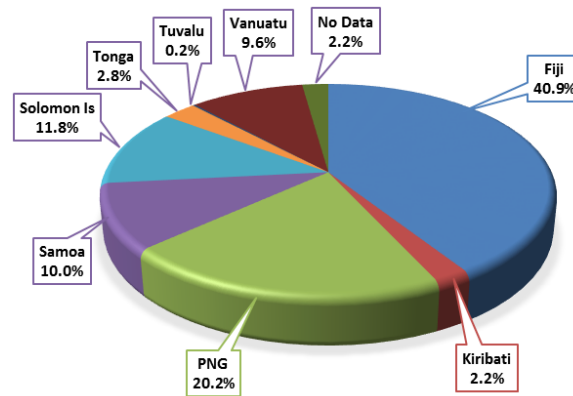
In total 499 responses were received from 515 enrolled students. Sixteen responses were not provided by students who arrived late to their campus of study, or who did not mobilise at all.

PERCENTAGE SURVEYED BY CAMPUS

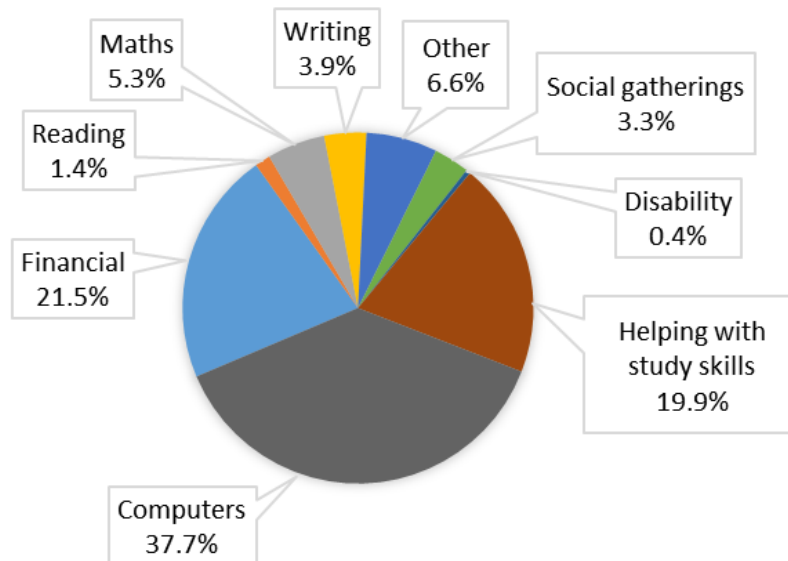


Student demographics

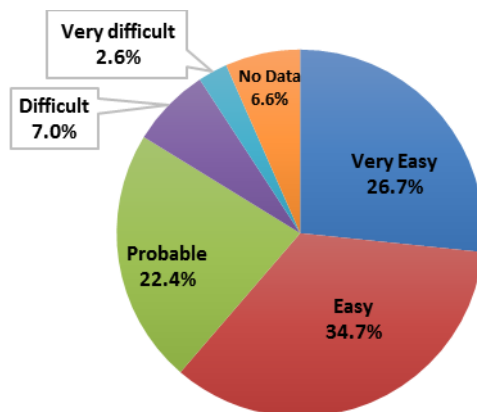
The majority of students are Fijian citizens, with forty-one percent of the total enrolments; PNG nationals comprise twenty percent and Solomon Islanders almost twelve percent of enrolments.



Listed below is a range of responses to a question regarding the amount of support students anticipated they would need throughout their study. The lack of previous exposure to technology (computers), financial issues and help required with study skills rated most highly.



When asked how difficult they thought it would be to find employment after APTC training, most students felt that it would be very easy or easy (sixty-one percent).



End of Course Learner Survey

The EoCL survey is now administered online utilising Qualtrics software (excepting at remote locations without viable internet access).

Each report is analysed and results provided to the EDTD to action any highlighted issues that need to be addressed. Results of their corrective actions are reported at Leadership Team (LT) meetings, and form the basis for continuous improvement actions.

Results from the End of Course Learner (EoCL) surveys conducted since January 2016 show an average satisfaction rate with APTC training of ninety-six percent and eighty-seven percent satisfaction with the quality of student support services. These results were based on surveys of 515 APTC students who completed twenty-nine programs.

The level of response achieved represents a ninety-five percent survey completion rate. The courses analysed after survey are listed below:

Fiji

Course	% Satisfied with Course Content and Delivery	% Satisfied with Quality of Student Support Services
Certificate III in Carpentry	92%	84%
Certificate III in Commercial Cookery	98%	96%
Certificate III in Early Childhood Education & Care	95%	82%
Certificate III in Hospitality	97%	90%
Certificate III in Individual Support	98%	85%
Certificate III in Light Vehicle Mechanical Technology	96%	86%
Certificate III in Mechanical Trade - Diesel Fitting	97%	82%
Certificate III in Mechanical Trade - Fitting & Machining	99%	76%
Certificate III in Painting and Decorating	93%	89%
Certificate III in Patisserie (Bridging)	97%	N/A*
Certificate III in Wall and Floor Tiling	90%	77%

*Commercial programs do not require usual student support services.

PNG

Course	% Satisfied with Course Content and Delivery	% Satisfied with Quality of Student Support Services
Certificate III in Carpentry	98%	86%
Certificate III in Commercial Cookery	98%	92%
Certificate III in Electrotechnology	95%	82%
Certificate III in Engineering - Fabrication Trade	99%	88%
Certificate III in Hospitality	100%	85%
Certificate III in Mechanical Trade - Fitting & Machining	97%	91%

Samoa

Course	% Satisfied with Course Content and Delivery	% Satisfied with Quality of Student Support Services
Certificate III in Commercial Cookery	100%	94%
Certificate III in Engineering - Fabrication Trade	91%	87%
Certificate III in Hospitality	93%	87%
Certificate III in Plumbing	98%	97%
Certificate IV in Youth Work	99%	93%

Solomon Islands

Course	% Satisfied with Course Content and Delivery	% Satisfied with Quality of Student Support Services
Certificate III in Carpentry	90%	74%
Certificate III in Early Childhood Education & Care	89%	69%
Certificate IV in Leadership & Management	99%	N/A*
Certificate IV in Training & Assessment	100%	N/A*

*Commercial programs do not require usual student support services.

Vanuatu

Course	% Satisfied with Course Content and Delivery	% Satisfied with Quality of Student Support Services
Certificate III in Early Childhood Education & Care	92.39%	82.31%
Certificate III in Tourism	98.32%	90.18%
Certificate IV in Youth Work	94.12%	83.47%

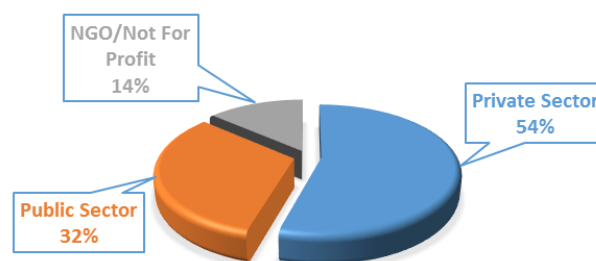
Graduate Student Tracer Survey

The APTC Graduate Student Tracer Survey for 2016 will be implemented in the second semester of this year. The results from the 2015 surveys were reported in the Annual Report and Plan 2015 – 2016, submitted in January 2016.

Employer Engagement Survey 2015

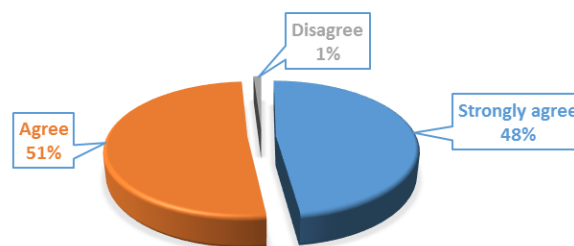
The annual Employer Engagement Survey (EES) 2015 was delayed due to the introduction of the revised ToC and MEF documentation. The survey, designed to assess the satisfaction of the employer with the training their employee received from APTC, and the graduate's performance in the workplace since returning from study, was administered between 10 March and 30 May 2016. The survey population consisted of 493 employers, based on the principle that each employer was allocated only one survey regardless of the number of the APTC graduates in their employ. A response rate of forty percent was achieved in this survey.

Responses by sector

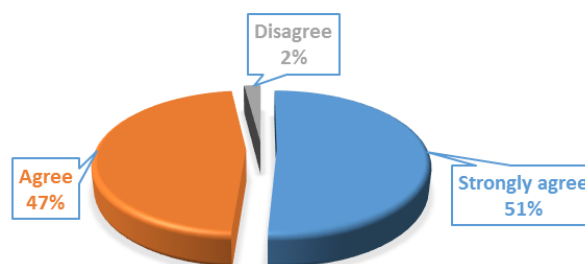


The survey evidenced that employers are very satisfied with the performance of the graduates in the workplace, showing increased initiative and the ability to work with minimal supervision. The survey evidenced that graduates also transfer their skills to other workers in the workplace, increasing the effectiveness of the original training investment.

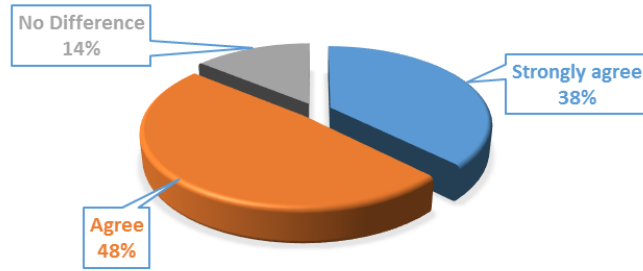
Demonstrates the ability to perform to the expectations of my workplace



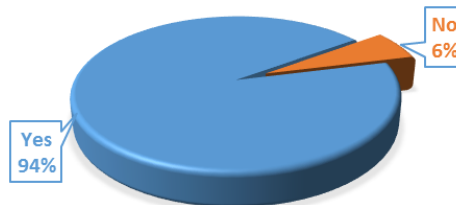
Works effectively with minimal supervision



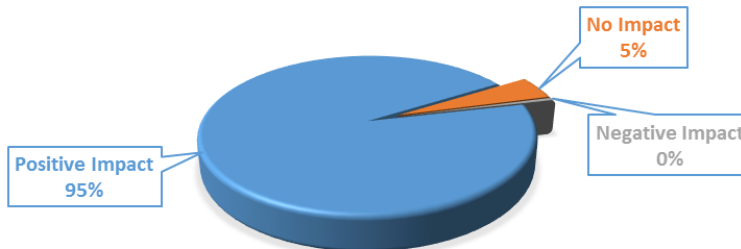
Compared to non-APTC graduates, APTC graduates are more motivated and show increased initiative



Have APTC graduates shared their new skills with other workers in your company?



What impact have APTC graduates had on the productivity or overall performance of your business?



Coral Seas Hotels, over the last 4 years, have had a very good relationship with Australia- Pacific Technical College (APTC). We have put our staff through Certificate III in Hospitality, Certificate III in Commercial Cookery and Certificate III in Hospitality Housekeeping. The benefits we saw included an improvement in grooming standards especially in the kitchen; an improvement in F&B staff confidence; a reduction in F&B staff turnover by 20%; training facilitated promotions to supervisory and line manager roles; and taught Housekeeping staff to confidently interact with guests.

Gayl Iramu
Group Human Resource Manager, Coral Seas

Training Resources

The standardisation of training resources utilised by APTC trainers across campus locations (where the same course is delivered in more than one place) is continuing. SVTAs have been liaising with APTC trainers and tutors as well as their TQEC counterparts to ensure that delivery resources meet the needs of all training packages.

Validation of training resources

Validation of assessments is a quality review process that ensures that an RTO's assessment system can consistently produce valid assessment judgements, and is a requirement under the Australian Standards for Registered Training Organisations (RTOs) 2015. The table below illustrates completed and planned validation activities for 2016.

Qualification Name	Competencies validated in semester 1 2016	Competencies planned for validation in semester 2 2016
Certificate III Catering Operations		22
Certificate III in Business		1
Certificate III in Carpentry	16	14
Certificate III in Commercial Cookery	16	13
Certificate III in Early Childhood Education and Care	5	14
Certificate III in Electrotechnology Electrician	6	19
Certificate III in Health Service Assistance		8
Certificate III in Hospitality	8	7
Certificate III in Individual Support	6	
Certificate III in Light Vehicle Mechanical Technology	13	27
Certificate III in Mechanical Engineering - Diesel Fitting	14	18
Certificate III in Mechanical Engineering - Fabrication	15	19
Certificate III in Mechanical Engineering - Fitting and Machining	14	22
Certificate III in Painting and Decorating	8	19
Certificate III in Plumbing	4	47
Certificate III in Wall and Floor Tiling	10	9
Certificate III Tourism	8	7
Certificate IV in Business	4	6
Certificate IV in Hospitality	22	
Certificate IV in Leadership and Management	9	
Certificate IV in Project Management Practice	4	
Certificate IV in Training and Assessment		10
Certificate IV in Youth Work	13	3
Diploma of Vocational Education & Training	2	4

APTC Media

The first six months of 2016 has seen a focus on strengthening communication and promotion of APTC within the Pacific region, and beyond. A Communications Officer has been recruited to ensure that communication strategies are implemented and outputs are achieved in a timely manner.

During this reporting period, there have been a number of key events highlighting APTC's achievements. These include:

- › Staff and students of APTC contributed to relief efforts in Fiji after Tropical Cyclone Winston. Assistance included providing relief supplies to villagers, assisting in clean-up, repairing and rebuilding damaged houses and installing water tanks. APTC's Samoa and Vanuatu campuses also provided support through a Red Cross appeal.
- › The EU-funded Training Support to the Fiji Sugar Industry project has been successfully rolling out, and has included a series of workshops for farmers across all sugar producing sectors in the country. The project was also part of a three-day celebration to mark the 2016 Europe Day.
- › The impact of APTC's work in the region has been recently featured in two Australian VET organisational magazines:
 - › TAFE Directors Association magazine:
<http://aptc.edu.au/index.php/april-2012/654-vet-supports-capacity-building-and-economic-development-in-the-pacific>
 - › VELG e-zine – available on VELG issue publishing portal:
https://issuu.com/velgtraining/docs/160414_staying_connected_in_vet_ezi
- › APTC has successfully held eight graduations in its campus countries: Fiji, Solomon Islands, Papua New Guinea, Vanuatu and Samoa as well as in the non-campus country of Tuvalu. The graduation ceremonies in these campus countries have been extensively covered by local and regional media.
- › A networking event for APTC alumni was held in Tuvalu for the first time since APTC's establishment. There was also an alumni function in Fiji hosted by DFAT and approximately thirty APTC alumni participated. APTC has successfully held recruitment drives for 2016 with the roll-out of information sessions for prospective students to attend. There has also been information sessions conducted in Non-Campus Countries such as Tuvalu and Tonga.
- › The success stories of APTC's graduates have been broadcast across the region with the help of the Pacific media. The following are some examples of successful graduates who have been featured:
 - › APTC's national trainer for Commercial Cookery in Samoa and APTC graduate, Ms Daniella Ah Leong-Leota has been appointed as Samoa's new female ambassador to the World Association of Chefs' Societies (Worldchefs).
 - › APTC graduate Mr Reshad Shah has been able to secure a job in Australia as a chef with the Australian Leisure and Hospitality (ALH) Group in Melbourne.
 - › APTC graduate Mr Nicholas Fiula from the Solomon Islands, has joined international relief organisation World Vision International as a Community Development Facilitator.

Ms Maree Karukuru is making a name for herself in a male dominated trade profession in Papua New Guinea. Maree graduated with a Certificate III in Engineering – Mechanical Trade (Fitting and Machining) in 2015.

Maree believes that receiving an Australian qualification from APTC has opened many doors for her including her latest endeavour to join the PNG Defence Force.



"APTC's quality of training and standards is the real deal. Not only have I learned a lot but the training has taught me to be responsible and more vocal as a woman in a male-dominated field."

Publications

A total of twenty-four articles have been produced in this reporting period:

Country	APTC Website	Print	Broadcast (TV and Radio)	Online
Fiji	4	9	3	10
Samoa	3	6	1	11
PNG		2		3
Vanuatu	2	1	1	2
Solomon Islands	2	12		7
Others	6	6		2
TOTAL	17	33	5	35

Promotion and Communication Strategy and Operational Plan

The strategy has been completed. This document sets the overarching direction for APTC's promotion and communication activities during the Stage 2 extension, and is complemented by a Promotion and Communication Operational Plan.

Development of a regional media database

A regional database of media contacts and organisations has been created for effective communication and a wider broadcast of APTC activities. The success of this updated database has seen an increase in the media coverage of APTC.

Email Standards and Protocols

This policy introduces good practice for writing and sending emails and protocols to be followed to ensure that APTC staff communicate messages in a professional and effective manner.

Corporate Style Guide

This document has been re-designed and contains instructions on the use of the APTC corporate identity as well as branding guidelines on corporate documents.

Scholarship Recruitment Plan

The plan has been completed. This targeted approach ensures that student recruitment is conducted in a coordinated and measured manner for courses identified in the Annual Training Profile.

Social Media

Social media is a powerful tool used to engage with prospective students and maintain contact with alumni. It is increasingly more common to be able to interact with applicants via social media than through conventional means such as mail and telephone. APTC maintains the following social media sites:

Hootsuite

In an effort to centralise social media platforms, APTC has started to use a specialised social media management tool this year. This allows for better management of all the social media sites that are maintained by APTC.

LinkedIn

LinkedIn is a professional network which introduces and connects people from around the region and the world through similar professions and interests. APTC currently has 1025 connections on LinkedIn, compared to 871 connections at the end of 2015.

Alumni LinkedIn

The Alumni LinkedIn page was created under the APTC LinkedIn profile, and graduate employment opportunities are posted on this page. APTC Alumni currently has 88 connections on LinkedIn.

YouTube

There are eleven videos uploaded to the APTC YouTube which have in excess of 1285 views to date. The most recent video (featuring carpentry students assisting with TC Winston relief efforts) has 154 views to date, with audiences from Fiji, Australia, Papua New Guinea and United Kingdom.

Facebook

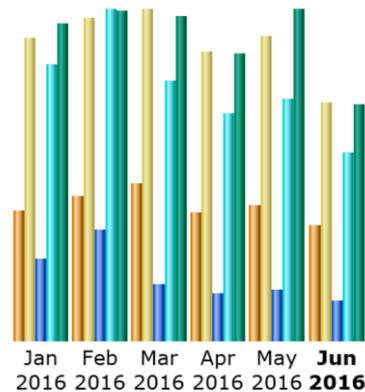
To date, APTC has over 3440 “Likes” on Facebook, emanating from 45 countries: Fiji, PNG, Australia, American Samoa, Bangladesh, Egypt, Greece, Iraq, Italy, Ivory Coast, Japan, Kenya, USA, Kiribati, Nauru, Marshall Islands, Singapore, Pakistan, India, Ghana, Malaysia, Tanzania, Ethiopia, DR Congo, Philippines, Nepal, Indonesia, Liberia, New Caledonia, South Africa, Sri Lanka, Thailand, Ukraine, United Arab Emirates and United Kingdom.

APTC Alumni Facebook

The APTC Alumni Facebook was created as a network for APTC alumni. Alumni success stories, highlights, events and vacancies are posted for the alumni. The page has more than 1430 “Likes”.

Website Activity

The APTC website has seen substantial activity in 2016, with more than 31,000 unique visitors and over 823,000 pages accessed across this period.



Month	Unique visitors	Number of visits
Jan 2016	5,030	11,652
Feb 2016	5,553	12,483
Mar 2016	6,052	12,768
Apr 2016	4,924	11,179
May 2016	5,236	11,720
Jun 2016	4,420	9,205
Total	31,215	69,007

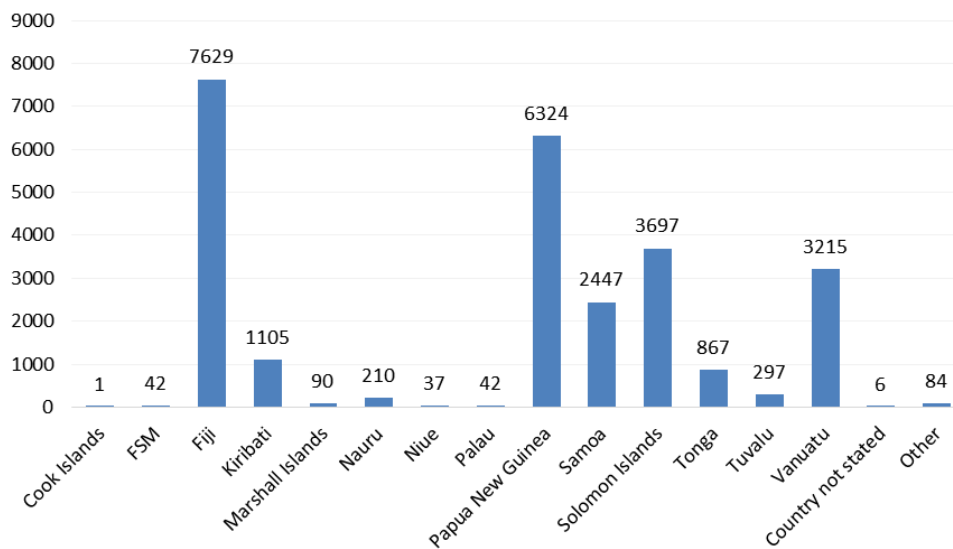
Scholarship Activity

Applications

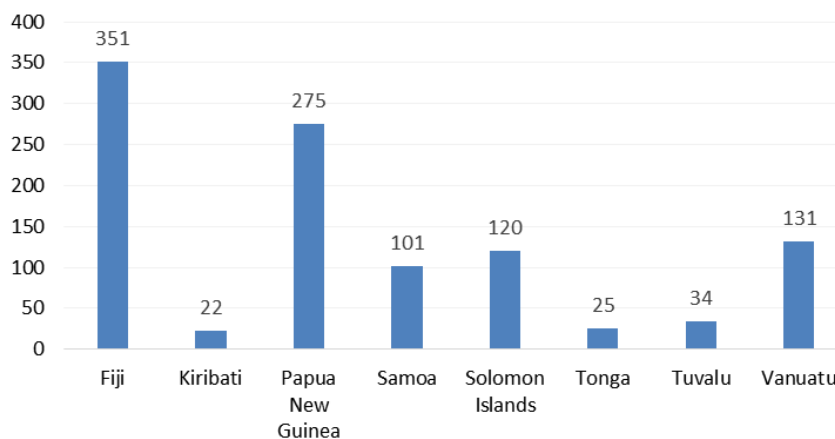
To date more than 25500 people have applied for a scholarship award to assist with the costs of studying at APTC. Since 1 January 2016, APTC has received over 850 scholarship applications from PIF citizens.

Overall the gender balance of scholarship applications is forty percent females and sixty percent males. In Stage 2 females represent forty-one percent of all scholarship applicants.

Scholarship Applications by Citizenship 2007 - 2016



Scholarship Applications 2016



Enrolments

Scholarship enrolments

In total, 10298 students have been enrolled into APTC DFAT subsidised courses since the inception of APTC in 2007, with 5970 enrolling in Stage 2. The gender balance of all scholarship enrolments since 2007 stands at forty percent females and sixty percent males, whilst in Stage 2 females represent forty-one percent of all DFAT subsidised enrolments to date.

Deferrals

Deferral of study occurs when a student has been offered a place in a course in a specific semester, but is unable to commence training due to personal circumstances or work commitment. In such cases, the deferred students are reallocated to a future semester. In some instances, applicants choose not to take advantage of the reallocated dates, or become uncontactable in the interim. APTC takes all steps possible to ensure all deferrals are mobilised to study at a mutually agreed date.

There have been 159 deferrals since 2007, and 143 deferrals in Stage 2.

Non-Completions

A total of 946 APTC scholarship award recipients have commenced their respective courses but have not completed, of which 416 are in Stage 2. Students' studies were recorded as incomplete due to suspension or exclusion due to misconduct, personal reasons, ill health or non-progression in study. For Stage 2 females accounted for forty-one percent of all non-completions.

Graduates

DFAT subsidised graduates

Of the 9250 DFAT subsidised graduates since 2007, eighty-six percent (7969) are scholarship recipients, while fourteen percent are either employer or self-funded graduates. Females account for forty-one percent (3747) of the total DFAT subsidised graduates since 2007. For Stage 2 only, females represent forty-one percent (2375) of DFAT subsidised graduates to date.

Non-DFAT subsidised graduates

Of the total of 9971 graduates since 2007 (all funding sources), 721 students have graduated from commercially funded APTC courses, and APTC staff programs conducted by the CPD.

Total graduates – all funding sources

In total 9971 students have graduated from APTC programs since 2007, with 6493 of these graduating in Stage 2. The overall gender balance of graduates in all funding sources since 2007 is forty percent (4023) female and sixty percent (5948) male, with females accounting for forty-one percent (2644) of graduates in Stage 2.

Work Placement

APTC has arrangements in place for work placements across training packages. The examples below illustrate some of the placement activities undertaken this semester:

PNG

Hospitality

- › Programs delivered with Coral Seas Group of Hotels in PNG provide on the job training for participants in Commercial Cookery, Hospitality (Food and Beverage) and Hospitality (Housekeeping).

Fiji

Early Childhood Education & Care

- › Bright Little Ones' Early Learning Centre
- › Hi-5 Baby Centre
- › Waldorf Kindergarten Fiji
- › USP Educare
- › FNU Playgroup Samabula
- › Little Stars
- › International School Suva
- › Lotoloto Police Kindergarten
- › Kidsfirst Fiji

Individual Support

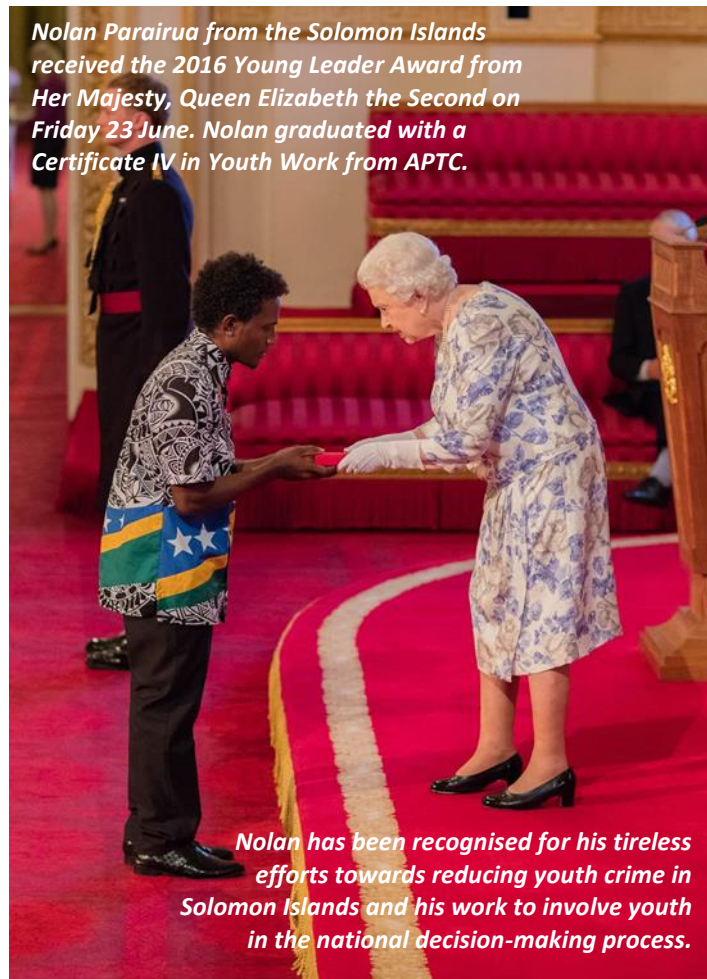
- › Father Law Home
- › Home of Compassion
- › Tamavua Rehabilitation Centre
- › Samabula Senior Citizen's Home

Home and Community Care

- › Colo-i-Suva Village

Hospitality and Cookery

- › The Uprising Resort
- › Holiday Inn, Suva
- › Grand Pacific Hotel
- › Radison Blu Resort
- › The Hilton
- › Mamacita
- › Mad Dog Demodar



Vanuatu

Early Childhood Education & Care

- › Pikinini Play Time
- › Smarty Pants
- › Port Vila International School
- › Malapoa College

Tourism

- › Nasama Resort
- › Le Lagon Warwick Resort
- › Melanesian Hotel
- › The Grand Hotel
- › Holiday Inn resort
- › Vanuatu Tourism Office
- › Department of Tourism (Vanuatu)
- › Airports Vanuatu Limited
- › Adventures in Paradise
- › Evergreen Limited (Tours)
- › Secret Garden
- › Iririki Island resort
- › Poppy's on the Lagoon Resort
- › Mangoes Hotel and Resort

Youth Work

- › CARE Vanuatu
- › Oxfam
- › Vanuatu Family Health
- › Vanuatu Corrections
- › Transparency International
- › Department of Women's Affairs
- › Department of Climate Change
- › Ombudsman Vanuatu

Learner Support

A standardised student timetable format has been introduced across APTC in this period, and support classes for students have been formally documented as part of the weekly delivery. This, combined with the 3-6-9 program designed to assist students with their learning, and the pastoral care provided on a case-by-case basis to students, establishes a firm foundation for successful learning.

Student counselling continues to be provided across APTC. One example of this is the Student Services and Welfare Officer in PNG, a graduate of the APTC Certificate III in Community Services qualification, and who also has significant experience in a counselling role, provides this vital service to students. If additional support is required, the campus holds a list of local agencies whose services can be utilised.

At the end of semester 1 2016, Learning Support Facilitators across campuses administered post-course LLN testing to compare changes in LLN abilities with pre-course testing results.

Business Development

Commercial/Fee for Service (FFS) activity year-to-date is shown in the tables below. There have been a number of proposals submitted, with a good level of uptake by clients.

FFS Activity 2016 to date

FFS Proposals Submitted		
Country	Industry	Estimated Value
Fiji	Hospitality	\$ 10,000
Fiji	Construction	\$ 703,000
Fiji	Education	\$ 15,487
PNG	Education	\$ 86,037
PNG	Education	\$ 65,000
PNG	Hospitality	\$ 11,000
PNG	Education	\$ 84,200
PNG	Hospitality	\$ 6,380
Samoa	Education	\$ 60,775
Solomon Is	Construction	\$ 47,000
Vanuatu	Hospitality	\$ 300,000
		\$ 1,388,879

Fee Paying Places

The fee paying enrolments below are funded through individuals, employers (private and government) and donors, and are recorded as DFAT subsidised fee paying places.

Fee paying enrolments for semester 1 2016 total nineteen percent of all enrolments in this period. Enrolments by course are shown in the table below.

DFAT Subsidised Fee Paying Enrolments by Course	Enrolments 2016
Certificate III in Carpentry	17
Certificate III in Commercial Cookery	21
Certificate III in Engineering - Mechanical Trade (Diesel Fitting)	1
Certificate III in Engineering - Mechanical Trade (Fitting and Machining)	42
Certificate III in Hospitality	2
Certificate III in Individual Support	2
Certificate III in Painting and Decorating	1
Certificate III in Patisserie	14
Certificate III in Wall and Floor Tiling	1
Grand Total	101

The semester 1 2016 enrolments below were in programs that are not subsidised by DFAT funding, and are delivered on a commercial basis.

Non-DFAT Subsidised Fee Paying Enrolments by Course	Enrolments 2016
Certificate IV in Leadership and Management	50
Certificate IV in Training and Assessment	40
Grand Total	90

Note- the table above does not include APTC staff or partnership agreement staff enrolments.

SUSTAINABILITY

APTC SUPPORTS TVET PARTNER INSTITUTIONS TO IMPROVE AND SUSTAIN SYSTEMS AND TRAINING DELIVERY

Scope of Services 5.6, 5.7, 8.1, 8.6, 8.9, 9.1-9.3, 12.14 (a-f), 12.15

Regular, effective engagement with stakeholders is a cornerstone of the APTC sustainability agenda. Under the Australian Standards for Registered Training Organisations (RTOs) 2015, APTC is obligated to engage with industry to ensure the relevance of program delivery.

APTC also promotes sustainability through the development of partnerships with TVET institutions across the Pacific, providing advice on training methodologies as well as equipment and facilities upgrades to meet the requirements of competency based training.

Stakeholder Engagement

Fiji

Government

- › As a Fiji Disability Stakeholder, APTC was invited to a consultation meeting to review the zero draft of the Pacific Disability Rights Framework (PDRF): 2016 – 2025. The session, conducted by the Pacific Islands Forum Secretariat sought to “undertake a comprehensive, widespread consultation of the zero draft PDRF, with relevant stakeholders at all levels and sectors, to obtain feedback and input to the draft PDRF and to build trust, understanding and ownership”.
- › Meetings with the Deputy Director Executive Management and Hospitality Services at Fiji National University (FNU)/National Training Productivity Centre (NTPC).
- › Ongoing discussions and planning in relation to a training partnership between APTC and FNU in the delivery of Fashion training at Certificate III level in 2016 and Painting and Decorating in 2017 have been formalised with the signing of the Partnership Agreement in June 2016.

Industry

- › Meeting with the Group General Manager and the Group Construction Manager, Pacific Building Solutions (PBS). This organisation has an interest in employing graduates in multiple areas including carpentry, plumbing, painting, tiling, cabinet making, and metal fabrication. Of particular interest are graduates of plumbing and tiling.
- › Nova Engineering has met with APTC to discuss their interest in employing APTC graduates of trades programs including fitting and machining, carpentry, electrical and fabrication to work in their business in Suva. The company has provided work placement for students who undertook the construction of industrial work sheds.
- › South Pacific APCO/Taubmans have expressed an interest in employing graduates of painting and decorating classes for sales roles across Fiji. They also expressed interest in non-accredited, short skillset training on surface preparation for existing sales staff.

Samoa

The Country Manager conducted the following consultation with stakeholders in this period:

Government

- › Meet with National Health Service regarding the Certificate III in Health Services Assistance for new recruits. This proposal is currently under consideration.
- › The Samoa Public Service Commission requested a meeting to discuss the possible creation of a Civil Service Institute. Of particular interest was the type of leadership and management training APTC could provide.
- › National Health Service to discuss future electives in health and the range of work settings employing Health Assistants.

Industry

- › Meet with Samoa Hotels Association to discuss member training needs and the ongoing need for cookery and hospitality training.

- › Meet with Samoa Cancer Society regarding the training needs of volunteers and staff in health and/or community services.
- › Visited the Samoa Victim's Support Group shelters and discussed the need for trained workers in early childhood, health, disability and individual support.
- › Samoa Culinary Association, regarding pathways from their grass roots traineeship to the APTC Certificate III in Commercial Cookery.
- › Samoa Family Health – training needs of staff especially in health and community services.
- › NUS Maritime Faculty to discuss areas of potential collaboration and courses to improve employment outcomes for NUS graduates.
- › Visit by Greg Chaseling Head of Plumbing for Lamana Group. A tour of workshop facilities included a discussion about curriculum content, and a proposal for Lamana to sponsor employees under apprenticeship to undertake the Certificate III in Plumbing.
- › Meet with Loto Taumafai from the Special School regarding training for specialist inclusive education aides.
- › Meet with South Pacific Tourism Forum to discuss the future directions APTC will be taking in Tourism training.
- › Visit to the new Taumeasina Island Resort to discuss the provision of facilities to accommodate the training of their staff in the absence of their completed resort. The possible future sponsorship of students in both hospitality and cookery was also discussed.
- › Meet with Oceania Gas Management regarding the provision of Metal Fabrication and Plumbing training
- › Meet with Le Alaimoana Hotel to discuss the critical shortage of skilled hospitality staff.
- › Attended a plumbing industry breakfast consultation to discuss electives and future plumbing needs in Samoa.

Solomon Islands

The Country Manager conducted the following consultation with stakeholders in this period:

Government

- › Training for corrections officers including the Certificate IV in Training and Assessment as well as corrections-specific training.
- › Discussions with the Ministry of Education and Human Resource Development (MEHRD) regarding the provision of training in the Certificate III in Early Childhood Education and Care.
- › Meet with the Ministry of Lands, Housing and Survey regarding training in the Certificate IV in Leadership and Management.

Industry

- › Meet with the Solomon Island Chamber of Commerce and Industry (SICCI) members regarding training for the private sector, including the planned DFAT funded speciality skills for business.
- › Discussions regarding the provision of training for electricians and heavy diesel mechanics employed by the Solomon Islands Electrical Authority (SIEA).
- › Discussions with World Vision regarding training in Early Childhood and Community Service/Community Development skills for staff in provinces.
- › Meet with Solomon Islands Small Business Enterprise Centre - training for small private sector businesses
- › Meet with Telekom, Kokonut Pacific, Solomon Water and SIEA - speciality skills for business, Certificate IV in Training and Assessment, Certificate IV in Leadership and Management.
- › Meet with Rockhaven Hotel regarding training in hospitality and commercial cookery.
- › Meet with Solomon Islands Women in Business Association regarding their training requirements.

PNG

The Country Manager conducted the following consultation with stakeholders in this period:

Government

- › Support has been received from the PNG TVET Council and industry for APTC to introduce on-campus training in refrigeration and air-conditioning, which may be locally recognised and replace local dated qualifications.

Industry

- › APTC staff have been involved in industry consultation workshops hosted by the PNG Department of Environment and Conservation in relation to changes to environmental priorities identified by the United Nations Environment Program (UNEP) regarding the reduction of ozone depleting gases with a particular focus on refrigeration and air-conditioning.
- › Consultations have been undertaken with representatives from Exxon Mobil who are interested in safety, scaffolding and other Australian-standard short courses that may be of benefit to an anticipated new construction project.

Vanuatu

For APTC Vanuatu, stakeholder consultations have occurred with DFAT, NZ Aid, and the following bodies:

Government

- › Ministry of Agriculture/Forestry/Fisheries.
- › Ministry Education.
- › Ministry of Climate Change.
- › Ministry of Health.
- › Ministry of Infrastructure and Public Utilities.
- › Ministry of Justice.
- › Ministry of Youth and Sports.
- › Ministry of Trade and Industry.

Industry

- › Vanuatu Chamber of Commerce and Industry.
- › Extensive consultation occurred with Carnival Cruises (P&O) regarding on-board cruise ship visits for APTC students, and the design of a short course program.
- › Key tourism and hospitality providers, child care service providers for our ECEC program and builders for the upcoming Certificate III in Carpentry.
- › Vanuatu Hotels and Resorts Association.

“It was with great pleasure that we were part of the validation team to validate some learning materials developed by APTC...however we were amazed by the content and the quality of the work done and we were discussing during that time that we must start developing these skills in developing learning materials (students guide, workbook, trainers guide assessment tools etc) This is a real skills need in the Vanuatu training context.”

Emmanuel Aru
TVET in School Coordinator
Vanuatu Ministry of Education and Training

EMPLOYMENT

APTC GRADUATES ACHIEVE IMPROVED EMPLOYMENT AND CONTRIBUTE TO WORKPLACE PRODUCTIVITY

Scope of Services 2.12 (f, h), 5.20 (j), 5.25 (a-e), 5.26 (a-d), 5.27 (a-c), 5.28, 12.20, 12.21

APTC to Work

The APTC to Work program is designed to provide employability preparation to students who are nearing the end of their training with APTC. The content of the program this semester included:

- › Personal Computing basics.
- › Using Microsoft Office packages.
- › CV writing.
- › Strategies for sourcing employment.
- › Interviewing techniques.
- › Business proposal development.
- › Small business operations.

The Small Business Workshop (Suva, Fiji) was conducted for the third time this semester. Organisations represented and speaking at the 26 May workshop included:

- › PIPSO (Pacific Islands Private Sector Organisations).
- › Suva City Council.
- › Reserve Bank of Fiji.
- › Westpac Bank.
- › National Centre for Small and Micro Enterprises Development (NCSMED).
- › Fiji Development Bank.
- › Bright Little Ones Day Care.
- › Enterprising Pacific Consultancy (Fiji Commerce and Employers Federation).

Despite having employment experience prior to commencing study with APTC, students report that preparation for job seeking is invaluable for their post course return to the workforce.

Alumni Network

All of the current Alumni Chapter work plans have been approved and communicated to the Chapters. The Alumni Action Plan for 2016 has also been approved by the APTC Executive Management Team and implementation is underway.

Alumni Chapter Activities:

Fiji

- › Training has been delivered at Workplace and Coaching Skills workshops on 25 May in Suva and 2 June in Nadi. This is an Alumni professional development activity.
- › Twenty Alumni were invited to participate in a Small Business Workshop delivered to current students on 26 May. This opportunity was very well received and forms part of the professional development activities for alumni.
- › A Writing Business Proposal workshop scheduled as a professional development activity was conducted on 9 June.
- › Over sixty Alumni were provided with access to the Atomic Learning program in a two-month trial this semester.
- › APTC Alumni attended a networking event organised by the Australian High Commission on 5 April.
- › The Fiji Chapter performed a clean-up at the Nausori Hospital as a community services activity.

PNG

- › Training has been delivered at a Workplace and Coaching Skills workshop held in PNG on 10 May as a professional development activity for Alumni.
- › Twenty alumni were invited to attend the Small Business Workshop in PNG organised for current students on 18 May. This is one of the professional development activities for Alumni.
- › Information session on further training opportunities and Seasonal Worker Program were successfully held in the PNG campus. Over sixty participants attended as one of the professional development activities for alumni.

Samoa

- › Twenty alumni were invited to attend the Small Business Workshop held in Samoa on 16 June.

Tonga

- › Tonga Alumni meetings were held in Tongatapu on 15 March and Vava'u on 17 March.

Tuvalu

- › Alumni networking event was held in Tuvalu on 17 February.

Vanuatu

- › Vanuatu Chapter organised a wheelbarrow push activity on 5 April to clean the local town and raise funds to support people with disabilities on Efate Island. This was one of their community services activities to raise the profile of the Alumni.
- › Alumni members recently volunteered at a ceremony marking the successful completion of the Bauerfield Runway short-term repairs in Port Vila. Alumni served refreshments to over 200 guests at the event. The ceremony was attended by the Prime Minister, Honourable Charlot Salwai, Australian High Commissioner His Excellency Mr Jeremy Bruer, members of the Vanuatu Hotels and Resorts Association and other stakeholders.

Alumni Achievements

- › Nicholas Fiula from Sisifiu village in the Solomon Islands completed his studies last year in the Certificate III in Community Services Work. After completion of his qualification, he took up the position of Community Development Facilitator with World Vision International - Solomon Islands. <http://www.aptc.edu.au/index.php/april-2012/663-aptc-student-joins-international-relief-organisation-in-solomon-islands>
- › James Matariki was recently decorated by the Vanuatu Head of State for his involvement in drafting the first ever plumbing trade qualification module for the Vanuatu Qualification Authority (VQA).



MIGRATION

QUALIFIED PACIFIC ISLANDERS REALISE OPPORTUNITIES IN DEVELOPED COUNTRIES

Scope of Services 5.28

As a result of direct negotiation between the APTC CEO and the Australian government, APTC Fiji will deliver the Certificate III in Individual Support (Ageing, Home and Community Care) for i-Kiribati citizens in semester 2 2016. The program is specifically designed to provide opportunities for a migration pathway to Australia.

Country of Destination for Graduates

Overall, 201 graduates have reportedly migrated from their countries of residence/citizenship following completion of their study with APTC. The two countries that received the majority of graduates were Australia (thirty-one percent) and New Zealand (thirty-three percent). 104 people from Stage 2 have migrated to date.

Graduates from Fiji relocated most, comprising thirty-one percent of the total migrations, with thirty-six percent of these moving to Australia. Samoans made up the next largest group of migrants at nineteen percent of the total, with most (fifty-nine percent) choosing to move to New Zealand.

Migrant Graduate Qualifications

The highest percentage of migrations came from graduates in the Certificate IV in Training and Assessment, accounting for seventeen percent of all qualifications held by migrants. Twenty-six percent of these graduates were from Tonga and most of this cohort moved to New Zealand.

One quarter of all migrated graduates who hold an APTC Certificate IV in Training and Assessment, also possess another APTC qualification in either hospitality, tourism, electrotechnology or engineering.

The next largest groups of migrants by qualification were graduates of the Certificate III in Hospitality (twelve percent), the Certificate III in Commercial Cookery (eleven percent) and the Certificate III in Tourism (nine percent). As an industry grouping, Tourism and Hospitality accounted for forty-three percent of all graduate migrations.

Graduates from the Certificate III in Automotive Mechanical Technology, the Certificate III in Carpentry and the Certificate III in Fabrication Trade each had a four percent share of migrations by qualification.

Migration data by course and citizenship can be found in the relevant country tables in the report appendices.

Information for Graduates

APTC campuses provide information on migration opportunities to students as they come to hand. The following excerpt is indicative of this communication:

- › PNG campus staff conducted a migration information session for Alumni this semester which included details on the seasonal workers programs in Australia and New Zealand and other scholarship opportunities available through both of these countries.
- › APTC students and alumni can now source migration information on the APTC website. This includes links to the Skilled Occupations List for Australia and the List of Skilled Occupations for New Zealand.

“The APTC training is the best thing to happen to my career. Not only did it upgrade my skills and advance my knowledge as a chef, but it also was my passport to an Australia skills visa”.

Reshad Shah from Fiji graduated with a Certificate III in Commercial Cookery and currently works as a chef with the Australian Leisure and Hospitality (ALH) Group in Melbourne.

FOUNDATIONAL

Scope of Services 5.13 (b), 5.14, 5.15, 5.14-19, 5.20 (c), 5.21 (g), 5.22, 5.23, 5.24 (a-e, g-n, p-r), 6, 8.23, 8.4-7, 8.8 (a-f), 8.10, 8.11, 8.12 (a-f), 11.1-6, 11.7 (a-d), 12.1, 12.2 (a-h), 12.3, 12.4, 12.5 (a-g), 12.6-9, 12.10 (a-c), 12.17, 13.5, 14.1, 14.2, 17.4 (a), 18, 18.1, 18.2 (a-f), 18.3

M&E Activities

The revised MEF has been implemented across APTC, with the first Performance Assessment Framework (PAF) report developed under the new format provided in the Annual Report and Plan 2015 – 2016.

While the MEF has guided APTC activities this semester, the analysis of data collected will be further improved with the recruitment of a Monitoring and Evaluation officer, to be located at the APTC RHO in Suva. To date, the recruitment of a suitable candidate has proved problematic, and the position is expected to be filled in semester 2 2016.

Risk Management

The APTC risk management strategy includes the monitoring and evaluation of programmatic risks as a routine element of all analysis. Terms of Reference for the APTC Risk Management Committee were developed and approved by the Executive Management Team this semester, with the new committee meeting for the first time in June.

The purpose of the APTC Risk Management Committee is to:

- › Co-ordinate and promote Risk Management by ensuring that risk processes, including the identification, assessment and management of strategic and operational risks are operated efficiently and effectively;
- › Develop an annual risk management plan and coordinate overall risk management activities within APTC;
- › Manage and coordinate a risk management information system for APTC;
- › Collect and analyse risk data to provide risk information to the Executive Management Team and the Leadership Team;
- › Assist the Executive Management Team and the Leadership Team to determine APTC's risk appetite and tolerance;
- › Ensure that strategic and operational risks, which threaten the achievement of the APTC's strategic objectives, are identified, assessed and included in the Risk Register, which shall be reviewed regularly and included in the Committee's reports to the Executive Management Team and the Leadership Team;
- › Ensure that there is appropriate communication with staff on risk, risk policy and controls;
- › Encourage a Risk Management culture and ensure that risk is embedded as part of APTC's decision making and operation; and
- › Ensure that adequate training is in place to support staff in fulfilling the requirements of APTC's Risk Management Policy.

The previous Risk Management Plan has been revised to meet the requirements of the new MEF criteria, with risk descriptions and mitigation actions aligned to the end of program and intermediate outcome categories.

Administrative Systems and Processes

The position of Specialist Advisor Quality Improvement and Risk has been filled, with the officer taking up duty in Fiji in May 2016. The officer is currently refining the quality management system, including reviewing existing policies and work instructions. Additionally, a specialist working from Australia has been contracted to oversee the rationalisation of APTC policies. An HR project officer was also appointed for a short term contract to rationalise HR processes following the move to TQ. The following documents have been developed or reviewed this reporting period.

Code	Title
QF-CS-193	Service Agreement Template
QF-DM-416	Language Literacy and Numeracy Assessment - Employment V1.0
QF-DM-417	Language Literacy and Numeracy Assessment - WHS V1.0
QF-DM-418	Initial Language Literacy and Numeracy Assessment - Employment - Assessor Information and Marking Guide V1.0
QF-DM-419	Initial Language Literacy and Numeracy Assessment - WHS - Assessor Information and Marking Guide V1.1
QF-DM-420	Post Language Literacy and Numeracy Assessment Question Sheet
QF-DM-421	Post Language Literacy and Numeracy Assessment Answer Sheet
QF-DM-422	Post Language Literacy and Numeracy Assessment Marking Guide
QF-DM-428	Initial Language Literacy and Numeracy Assessment - Study - Assessor Information and Marking Guide V1.0
QF-DM-436	APTC Regional Head Office letterhead template
QF-DM-437	APTC Campus Country letterhead template
QF-DM-439	APTC Corporate Letter Example V1.1
QF-DM-440	APTC Internal Report Template 2016
QF-FI-045	Housing Allowance Advance Request Form
QF-HR-060	Individual Performance Plan Template
QF-HR-084	Recruitment Selection Checklist
QF-HR-095	Selection Panel Report
QF-HR-096	Interview Scores Template
QF-HR-127	Remuneration Recommendation
QF-HR-157	Unsuccessful Letter - Not Shortlisted (Staff)
QF-HR-158	Unsuccessful Letter - Interviewed (Staff)
QF-HR-415	APTC Cyclone Response Checklist
QF-HR-425	Team Performance Plan Template
QF-HR-426	Executive Management Team Performance Plan Template
QF-HR-427	Leadership Management Team Performance Plan Template
QF-HR-438	Salary and Allowances Form
QF-HR-452	Selection Panel Report - Direct Appointment or Short Term Appointment
QF-QS-268	APTC Course Application Form
QF-QS-318	Student Excursion Participation Agreement
QF-QS-357	Student Withdrawal and Reallocation Form
QF-QS-378	Industry Engagement Record Template
QF-QS-380	369 Scan
QF-QS-387	Attendance Roll and Assessment Summary
QF-QS-401	Training and Assessment Strategy Planner (TASP)
QF-QS-414	Course Commencement Questionnaire
QF-QS-423	Student Excursion Planner
QF-QS-429	Learning Style Self-Assessment
QF-QS-430	Student Success Profile
QF-QS-432	Personal Information Release Form

QF-QS-442	DBTI-APTC Joint Management Committee Agenda Actions Template
QF-QS-443	KIT-APTC Joint Management Committee Agenda Actions Template
QF-QS-444	NUS-APTC Joint Management Committee Agenda Actions Template
QF-QS-445	POMTECH-APTC Joint Management Committee Agenda Actions Template
QF-QS-446	USP-APTC Joint Management Committee Agenda Actions Template
QF-QS-447	VIT-APTC Joint Management Committee Agenda Actions Template
QP-HR-078	Recruitment and Selection Policy
QP-HR-124	Remuneration and Classification Policy
QR-DM-204	Initial LLN Benchmarks for Courses
QR-DM-424	Instructions to Administrators of LLN Tests
QR-HR-350	National Staff Classifications and Salaries
QR-HR-450	Interview Question Bank (Sample Questions)
QR-HR-451	Selection Panel Information Sheet
QR-QS-433	Student Blended Assessment Kit SIT30713
QR-QS-434	Student Placement Logbook SIT30713
QR-QS-435	Learning Support Facilitator Induction
QWI-DM-012	End of Course Learner Survey Administration
QWI-DM-013	Administering Employer Engagement Surveys Work Instruction
QWI-DM-039	Responding to Enquiries Work Instruction
QWI-DM-040	Admissions Documentation Filing Work Instruction
QWI-DM-266	User Access Customer Relationship Management (CRM) System
QWI-FI-044	Housing Allowance Work Instruction
QWI-HR-058	Staff Annual Performance Plan Review Work Instruction
QWI-HR-070	Advertising
QWI-HR-071	Selection
QWI-HR-075	Papua New Guinea WIWO Conditions
QWI-HR-082	Mobility Allowance Work Instruction
QWI-HR-174	Mobilisation Allowance Work Instruction
QWI-HR-448	Preparing to Recruit
QWI-HR-449	Appointment
QWI-QS-115	Version Control Guidelines
QWI-QS-271	Learner Profile Development Work Instruction

Facilities and Asset Management

The following initiatives have been implemented this six month period.

All Sites

- › Electrical testing and tagging of portable electrical equipment has been completed across all sites.

Fiji

- › Refurbishment of Ganilau House Suva
 - › Floors 4 and 5 completed March 2016.
 - › Floor 6 completed June 2016.
 - › Relocation of Fiji East offices to Ganilau House March 2016.
 - › Relocation of Gorrie Street (Suva) offices and training premises to Ganilau House June 2016.
 - › Ground floor training rooms due for completion July 2016.

PNG

- › A priority plan has been developed in conjunction with POMTech for the refurbishment of the shared facility at the metal fabrication and fitting and machining workshops. A purchase plan for new equipment and infrastructure has been developed at an approximate cost of AUD\$103,000.

Samoa

- › 2016 has seen Samoa Campus focus significantly on facilities improvement to ensure compliance with ASQA and WHS requirements. This has included electrical upgrades to the kitchen, restaurant and trade workshops to accommodate new equipment safely.

Vanuatu

- › Refurbishment of the training kitchen due for completion by the end of semester 2 2016, in preparation for commencement of classes in semester 1 2017.
- › The transition to the new Narakoor Apartment building for all female scholarship students is complete and the new facility has been well received by students.
- › Other student accommodation facilities are running well, with recent improvements by landlords including Wi-Fi and some new furniture, bedding and improved security arrangements.
- › In preparation for the delivery of carpentry training the facility located at Vanuatu Institute of Technology has benefited from a general upgrade to the facility and training equipment.
- › Two APTC vehicles were replaced this semester.

Solomon Islands

- › The hospitality training facility at Don Bosco Institute of Technology Kola Ridge campus has been refurbished in preparation for the delivery of Certificate II in Hospitality classes in semester 2 2016.

The most recent EoCL report indicates that across the whole of APTC ninety-seven percent of students were satisfied with the provision and maintenance of APTC equipment in 2016.

Human Resources Management

The staffing mix of APTC continues to trend towards increased nationalisation. As can be evidenced from the June 2016 tables below, seventy-eight percent of academic staff across APTC are now PIF citizens, whilst eighty-five percent of administration staff are PIF citizens. In total national staff represent eighty-two percent of all people employed with APTC.

Gender Balance- Academic Staff

Citizenship	Academic	Male	% of Total	Female	% of Total
Australian	14	6	9%	8	13%
Fijian	23	15	24%	8	13%
Samoaan	6	3	5%	3	5%
Ni-Vanuatu	8	1	2%	7	11%
PNG	10	6	9%	4	6%
Solomon Islands	2	1	2%	1	2%
Total	63	32	51%	31	49%

Gender Balance- Support Staff

Citizenship	Admin	Male	% of Total	Female	% of Total
Australian	15	5	5%	10	10%
Fijian	51	21	21%	30	30%
Samoan	8	5	5%	3	3%
Ni-Vanuatu	5	1	1%	4	4%
PNG	15	7	7%	8	8%
Solomon Islands	4	0	0%	4	4%
Total	98	39	40%	59	60%

Nationalisation

As of May 2016 APTC had eighteen national trainers on staff. It is anticipated that another five tutors will transition to trainer status in semester 2 2016. This semester four PNG tutors have progressed to trainer status.

Staffing Levels by Campus – May 2016

Location	Persons	% of total	Academic	%	Admin/MGT	%
Fiji RHO	41		1	2%	40	98%
Fiji CSS	2		0	0%	2	100%
Fiji Suva	42		27	64%	15	36%
Total Fiji	85	52%	28	33%	57	67%
Samoa	21	13%	12	57%	9	43%
PNG	33	20%	16	48%	17	52%
Vanuatu	15	9%	9	60%	6	40%
Solomon Islands	9	6%	4	44%	4	56%
Totals	163	100%	69	42%	94	58%

Comparative Staffing Levels

Citizenship	May 2012	May 2013	May 2014	May 2015	May 2016
Australia	63	81	80	52	34
Fiji	41	55	66	65	71
Samoa	13	12	17	15	14
Ni-Vanuatu	6	9	11	14	13
PNG	10	16	20	22	25
Solomon Islands		1	1	4	6
Other	4	3	1		
Total	137	177	196	172	163

ANNEXES

Annex 1 Student Activity

Cumulative Application, Enrolment, Graduate and Migration Data, by Citizenship

Fiji

Cumulative Applications Fiji - 2007 to Date							
Course	Funding Source						Total
	DFAT Subsidised		Total	Non-subsidised		Total	
	Female	Male		Female	Male		
Certificate III in Allied Health Assistance / Certificate III in Health Services Assistance	21	4	25			0	25
Certificate III in Applied Fashion Design and Technology	41	22	63			0	63
Certificate III in Carpentry	0	618	618			0	618
Certificate III in Commercial Cookery	182	404	586			0	586
Certificate III in Community Services Work	28	28	56			0	56
Certificate III in Disability	65	14	79			0	79
Certificate III in Early Childhood Education and Care	578	55	633			0	633
Certificate III in Electrotechnology Electrician	9	248	257			0	257
Certificate III in Engineering – Fabrication Trade	7	283	290			0	290
Certificate III in Engineering – Mechanical Trade (Diesel Fitting)	15	328	343			0	343
Certificate III in Engineering – Mechanical Trade (Fitting & Machining)	4	315	319			0	319
Certificate III in Engineering – Mechanical Trade (Refrigeration and Air-Conditioning)	3	135	138			0	138
Certificate III in Hairdressing	102	35	137			0	137
Certificate III in Home and Community Care / Certificate III in Aged Care	214	27	241			0	241
Certificate III in Hospitality	462	199	661			0	661
Certificate III in Hospitality (Catering Operations)	3	0	3			0	3
Certificate III in Hospitality (Lodge)	38	5	43			0	43
Certificate III in Individual Support	41	7	48			0	48
Certificate III in Light Vehicle Mechanical Technology	5	456	461			0	461
Certificate III in Painting and Decorating	153	287	440			0	440
Certificate III in Patisserie	110	121	231	0	1	1	232
Certificate III in Plumbing	6	205	211			0	211
Certificate III in Tourism	114	48	162			0	162
Certificate III in Wall and Floor Tiling	78	248	326			0	326
Certificate IV in Business	0	0	0	25	12	37	37
Certificate IV in Community Development	8	8	16	22	8	30	46
Certificate IV in Disability	117	33	150			0	150
Certificate IV in Hospitality	76	47	123			0	123
Certificate IV in Leadership and Management	0	0	0	7	5	12	12
Certificate IV in Youth Work	40	63	103			0	103
Certificate IV Training and Assessment	119	287	406	77	129	206	612
Diploma in Community Services Work	57	45	102			0	102
Diploma of Children's Services (Early Childhood Education and Care)	139	4	143			0	143
Diploma of Management	0	0	0	1	0	1	1
Diploma of Vocational Education and Training	0	0	0	7	12	19	19
Course not stated	30	38	68			0	68
Grand Total:	2865	4617	7482	139	167	306	7788

Stage 2 Total:	1654	2320	3974	131	160	291	4265
Stage 1 Total:	1211	2297	3508	8	8	16	3524

Total for Both Stages:	2865	4617	7482	139	168	307	7789
-------------------------------	-------------	-------------	-------------	------------	------------	------------	-------------

Applications Fiji - 2015 Calendar Year							
Course	Funding Source						Total
	DFAT Subsidised		Total	Non-subsidised		Total	
	Female	Male		Female	Male		
Certificate III in Allied Health Assistance / Certificate III in Health Services Assistance	13	3	16			0	16
Certificate III in Applied Fashion Design and Technology	8	11	19			0	19
Certificate III in Carpentry	0	54	54			0	54
Certificate III in Commercial Cookery	13	39	52			0	52
Certificate III in Community Services Work	1	6	7			0	7
Certificate III in Disability	2	1	3			0	3
Certificate III in Early Childhood Education and Care	40	1	41			0	41
Certificate III in Electrotechnology Electrician	3	12	15			0	15
Certificate III in Engineering – Fabrication Trade	1	28	29			0	29
Certificate III in Engineering – Mechanical Trade (Diesel Fitting)	2	50	52			0	52
Certificate III in Engineering – Mechanical Trade (Fitting & Machining)	9	67	76			0	76
Certificate III in Engineering – Mechanical Trade (Refrigeration and Air-Conditioning)	0	27	27			0	27
Certificate III in Home and Community Care / Certificate III in Aged Care	22	5	27			0	27
Certificate III in Hospitality	33	22	55			0	55
Certificate III in Individual Support	14	2	16			0	16
Certificate III in Light Vehicle Mechanical Technology	0	40	40			0	40
Certificate III in Patisserie	8	13	21			0	21
Certificate III in Painting and Decorating	5	18	23			0	23
Certificate III in Plumbing	0	7	7			0	7
Certificate III in Tourism	6	2	8			0	8
Certificate III in Wall and Floor Tiling	5	38	43			0	43
Certificate IV in Business			0	5	6	11	11
Certificate IV in Community Development	2	2	4			0	4
Certificate IV in Disability	22	6	28			0	28
Certificate IV in Hospitality	2	2	4			0	4
Certificate IV in Youth Work	1	1	2			0	2
Certificate IV Training and Assessment	0	2	2	10	23	33	35
Diploma in Community Services Work	0	1	1			0	1
Diploma of Vocational Education and Training	1	0	1	0	3	3	4
Course not stated	4	2	6			0	6
Grand Total:	217	462	679	15	32	47	726

Applications Fiji - 2016							
Course	Funding Source						Total
	DFAT Subsidised		Total	Non-subsidised		Total	
	Female	Male		Female	Male		
Certificate III in Allied Health Assistance / Certificate III in Health Services Assistance	2	0	2			0	2
Certificate III in Carpentry	0	36	36			0	36
Certificate III in Commercial Cookery	12	18	30			0	30
Certificate III in Community Services Work	0	1	1			0	1
Certificate III in Early Childhood Education and Care	22	0	22			0	22
Certificate III in Electrotechnology Electrician	0	6	6			0	6
Certificate III in Engineering – Fabrication Trade	0	8	8			0	8
Certificate III in Engineering – Mechanical Trade (Diesel Fitting)	0	21	21			0	21
Certificate III in Engineering – Mechanical Trade (Fitting & Machining)	0	8	8			0	8
Certificate III in Engineering – Mechanical Trade (Refrigeration and Air-Conditioning)	1	4	5			0	5
Certificate III in Home and Community Care / Certificate III in Aged Care	2	1	3			0	3
Certificate III in Hospitality	24	15	39			0	39
Certificate III in Individual Support	26	5	31			0	31
Certificate III in Light Vehicle Mechanical Technology	0	18	18			0	18
Certificate III in Nutrition and Dietetic Assistance			0			0	0
Certificate III in Patisserie	3	2	5			0	5
Certificate III in Painting and Decorating	3	11	14			0	14
Certificate III in Plumbing		6	6			0	6
Certificate III in Tourism	4	2	6			0	6
Certificate III in Wall and Floor Tiling		8	8			0	8
Certificate IV in Business			0	5	5	10	10
Certificate IV in Community Development	0	2	2			0	2
Certificate IV in Hospitality	3	1	4			0	4
Certificate IV in Leadership and Management	5	1	6	2	4	6	12
Certificate IV in Youth Work	3	1	4			0	4
Certificate IV Training and Assessment	9	17	26	1	2	3	29
Grand Total:	119	192	311	8	11	19	330

Cumulative Enrolments Fiji - 2007 to Date							
Course	Funding Source						Total
	DFAT Subsidised		Total	Non-subsidised		Total	
	Female	Male		Female	Male		
Certificate III in Allied Health Assistance / Certificate III in Health Services Assistance	12	1	13			0	13
Certificate III in Applied Fashion Design and Technology	41	21	62			0	62
Certificate III in Carpentry	1	185	186			0	186
Certificate III in Commercial Cookery	65	177	242			0	242
Certificate III in Community Services Work	3	4	7			0	7
Certificate III in Disability	12	2	14			0	14
Certificate III in Early Childhood Education and Care	236	5	241			0	241
Certificate III in Electrotechnology Electrician	1	84	85			0	85
Certificate III in Engineering – Fabrication Trade	1	121	122			0	122
Certificate III in Engineering – Mechanical Trade	0	1	1				1
Certificate III in Engineering – Mechanical Trade (Diesel Fitting)	4	191	195			0	195
Certificate III in Engineering – Mechanical Trade (Fitting & Machining)	9	140	149			0	149
Certificate III in Engineering – Mechanical Trade (Refrigeration and Air-Conditioning)	0	43	43			0	43
Certificate III in Hairdressing	46	19	65			0	65
Certificate III in Home and Community Care / Certificate III in Aged Care	72	9	81			0	81
Certificate III in Hospitality	205	119	324			0	324
Certificate III in Hospitality (Lodge)	14	4	18			0	18
Certificate III in Individual Support	18	4	22			0	22
Certificate III in Light Vehicle Mechanical Technology	2	167	169			0	169
Certificate III in Patisserie	52	72	124			0	124
Certificate III in Painting and Decorating	75	131	206			0	206
Certificate III in Plumbing	3	44	47			0	47
Certificate III in Tourism	27	8	35			0	35
Certificate III in Wall and Floor Tiling	33	89	122			0	122
Certificate IV in Business	12	3	15	21	9	30	45
Certificate IV in Community Development	1	2	3			0	3
Certificate IV in Disability	77	18	95			0	95
Certificate IV in Hospitality	58	33	91			0	91
Certificate IV in Leadership and Management			0	6	4	10	10
Certificate IV in Training and Assessment	94	232	326	57	87	144	470
Certificate IV in Youth Work	16	23	39			0	39
Diploma in Children's Services (Early Childhood Education and Care)	57	1	58			0	58
Diploma of Community Services Work	15	7	22			0	22
Diploma of Vocational Education and Training			0	6	11	17	17
Grand Total:	1262	1960	3222	90	111	201	3423
Stage 2 Total:	764	1059	1823	82	102	184	2007
Stage 1 Total:	498	901	1399	8	9	17	1416
Total for Both Stages:	1262	1960	3222	90	111	201	3423

Enrolments Fiji - 2015 Calendar Year							
Course	Funding Source						Total
	DFAT Subsidised		Total	Non-subsidised		Total	
	Female	Male		Female	Male		
Certificate III in Allied Health Assistance / Certificate III in Health Services Assistance	6	0	6			0	6
Certificate III in Applied Fashion Design and Technology	7	11	18			0	18
Certificate III in Carpentry	0	26	26			0	26
Certificate III in Commercial Cookery	8	17	25			0	25
Certificate III in Community Services Work	3	4	7			0	7
Certificate III in Early Childhood Education and Care	15	0	15			0	15
Certificate III in Electrotechnology Electrician	0	6	6			0	6
Certificate III in Engineering – Fabrication Trade	0	20	20			0	20
Certificate III in Engineering – Mechanical Trade (Diesel Fitting)	0	21	21			0	21
Certificate III in Engineering – Mechanical Trade (Fitting & Machining)	0	13	13			0	13
Certificate III in Home and Community Care / Certificate III in Aged Care	32	5	37			0	37
Certificate III in Hospitality	21	16	37			0	37
Certificate III in Light Vehicle Mechanical Technology	0	29	29			0	29
Certificate III in Painting and Decorating	4	12	16			0	16
Certificate III in Plumbing	1	4	5			0	5
Certificate III in Tourism	5	2	7			0	7
Certificate III in Wall and Floor Tiling	1	5	6			0	6
Certificate IV in Business	12	3	15	6	2	8	23
Certificate IV in Community Development	1	2	3			0	3
Certificate IV in Disability	16	2	18			0	18
Certificate IV in Youth Work			0	5	17	22	22
Certificate IV Training and Assessment	1	1	2			0	2
Diploma of Vocational Education and Training			0	5	10	15	15
Grand Total:	133	199	332	16	29	45	377

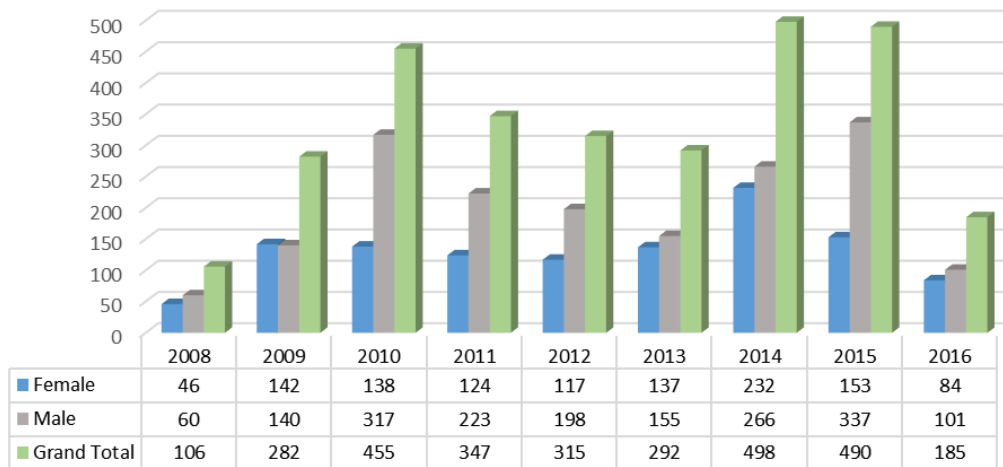
Current Enrolments Fiji - 2016							
Course	Funding Source						Total
	DFAT Subsidised		Total	Non-subsidised		Total	
	Female	Male		Female	Male		
Certificate III in Allied Health Assistance / Certificate III in Health Services Assistance	4	1	5			0	5
Certificate III in Carpentry	0	16	16			0	16
Certificate III in Commercial Cookery	5	12	17			0	17
Certificate III in Early Childhood Education and Care	21	1	22			0	22
Certificate III in Electrotechnology Electrician	0	3	3			0	3
Certificate III in Engineering – Fabrication Trade	0	13	13			0	13
Certificate III in Engineering – Mechanical Trade (Diesel Fitting)	0	14	14			0	14
Certificate III in Engineering - Mechanical Trade (Fitting and Machining)	7	31	38			0	38
Certificate III in Hospitality	12	6	18			0	18
Certificate III in Individual Support	18	4	22			0	22
Certificate III in Light Vehicle Mechanical Technology	1	14	15			0	15
Certificate III in Patisserie	8	7	15			0	15
Certificate III in Painting and Decorating	2	8	10			0	10
Certificate III in Plumbing	0	7	7			0	7
Certificate III in Wall and Floor Tiling	1	7	8			0	8
Certificate IV in Business			0	13	7	20	20
Certificate IV in Disability	19	2	21			0	21
Certificate IV in Leadership and Management			0	6	4	10	10
Certificate IV in Youth Work	3	0	3			0	3
Certificate IV Training and Assessment			0	8	10	18	18
Grand Total:	101	146	247	27	21	48	295

Cumulative Graduates Fiji - 2007 to Date							
Course	Funding Source						Total
	DFAT Subsidised		Total	Non-subsidised		Total	
	Female	Male		Female	Male		
Certificate III in Allied Health Assistance / Certificate III in Health Services Assistance	8	0	8			0	8
Certificate III in Applied Fashion Design and Technology	41	19	60			0	60
Certificate III in Carpentry	0	175	175			0	175
Certificate III in Commercial Cookery	64	172	236			0	236
Certificate III in Community Services Work	3	3	6			0	6
Certificate III in Disability	11	2	13			0	13
Certificate III in Early Childhood Education and Care	221	4	225			0	225
Certificate III in Electrotechnology Electrician	1	67	68			0	68
Certificate III in Engineering – Fabrication Trade	1	118	119			0	119
Certificate III in Engineering – Mechanical Trade (Diesel Fitting)	4	183	187			0	187
Certificate III in Engineering – Mechanical Trade (Fitting & Machining)	1	94	95			0	95
Certificate III in Engineering – Mechanical Trade (Refrigeration and Air-Conditioning)	0	41	41			0	41
Certificate III in Hairdressing	46	18	64			0	64
Certificate III in Home and Community Care / Certificate III in Aged Care	67	9	76			0	76
Certificate III in Hospitality	177	94	271			0	271
Certificate III in Hospitality (Lodge)	14	4	18			0	18
Certificate III in Individual Support	18	4	22			0	22
Certificate III in Light Vehicle Mechanical Technology	2	155	157			0	157
Certificate III in Patisserie	40	60	100			0	100
Certificate III in Painting and Decorating	56	114	170			0	170
Certificate III in Plumbing	3	39	42			0	42
Certificate III in Tourism	26	8	34			0	34
Certificate III in Wall and Floor Tiling	29	75	104			0	104
Certificate IV in Community Development	1	2	3			0	3
Certificate IV in Disability	73	15	88			0	88
Certificate IV in Hospitality	55	25	80			0	80
Certificate IV in Training and Assessment	83	196	279	43	70	113	392
Certificate IV in Youth Work	16	23	39			0	39
Diploma of Children's Services (Early Childhood Education and Care)	55	1	56			0	56
Diploma of Community Services Work	14	7	21			0	21
Grand Total:	1130	1727	2857	43	70	113	2970
Stage 2 Total:	730	1053	1783	39	64	103	1886
Stage 1 Total:	400	674	1074	4	6	10	1084
Total for Both Stages	1130	1727	2857	43	70	113	2970

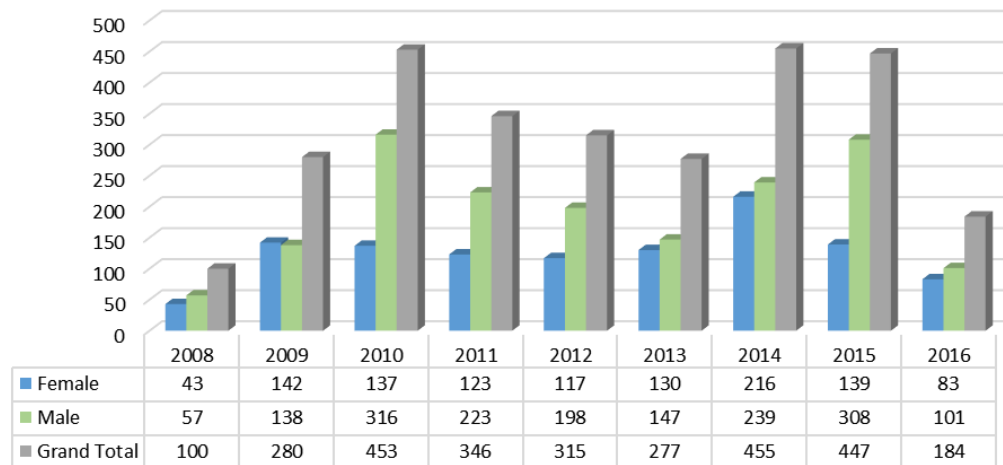
Graduates Fiji - 2015 Calendar Year							
Course	Funding Source						Total
	DFAT Subsidised		Total	Non-subsidised		Total	
	Female	Male		Female	Male		
Certificate III in Allied Health Assistance / Certificate III in Health Services Assistance	6	0	6			0	6
Certificate III in Applied Fashion Design and Technology	22	14	36			0	36
Certificate III in Carpentry	0	40	40			0	40
Certificate III in Commercial Cookery	9	16	25			0	25
Certificate III in Community Services Work	3	3	6			0	6
Certificate III in Early Childhood Education and Care	15	0	15			0	15
Certificate III in Electrotechnology Electrician	1	13	14			0	14
Certificate III in Engineering – Fabrication Trade	0	32	32			0	32
Certificate III in Engineering – Mechanical Trade (Diesel Fitting)	0	41	41			0	41
Certificate III in Engineering – Mechanical Trade (Fitting & Machining)	0	33	33			0	33
Certificate III in Engineering – Mechanical Trade (Refrigeration and Air-Conditioning)	0	8	8			0	8
Certificate III in Formwork/Falsework			0			0	0
Certificate III in Home and Community Care / Certificate III in Aged Care	30	5	35			0	35
Certificate III in Hospitality	20	16	36			0	36
Certificate III in Light Vehicle Mechanical Technology	0	41	41			0	41
Certificate III in Painting and Decorating	7	23	30			0	30
Certificate III in Plumbing	0	4	4			0	4
Certificate III in Tourism	5	2	7			0	7
Certificate III in Wall and Floor Tiling	3	12	15			0	15
Certificate IV in Community Development	1	2	3			0	3
Certificate IV in Disability	16	2	18			0	18
Certificate IV in Pathways to Further Study	1	1	2			0	2
Certificate IV in Youth Work			0			0	0
Certificate IV Training and Assessment			0	14	29	43	43
Diploma of Management			0			0	0
Diploma of Vocational Education and Training			0			0	0
Grand Total:	139	308	447	14	29	43	490

Graduates Fiji - 2016 Calendar Year to Date							
Course	Funding Source						Total
	DFAT Subsidised		Total	Non-subsidised		Total	
	Female	Male		Female	Male		
Certificate III in Allied Health Assistance / Certificate III in Health Services Assistance			0			0	0
Certificate III in Applied Fashion Design and Technology			0			0	0
Certificate III in Carpentry	0	15	15			0	15
Certificate III in Commercial Cookery	5	9	14			0	14
Certificate III in Community Services Work			0			0	0
Certificate III in Disability			0			0	0
Certificate III in Early Childhood Education and Care	21	0	21			0	21
Certificate III in Electrotechnology Electrician	0	3	3			0	3
Certificate III in Engineering – Fabrication Trade	0	12	12			0	12
Certificate III in Engineering – Mechanical Trade (Diesel Fitting)	0	14	14			0	14
Certificate III in Engineering – Mechanical Trade (Fitting & Machining)			0			0	0
Certificate III in Engineering – Mechanical Trade (Refrigeration and Air-Conditioning)			0			0	0
Certificate III in Formwork/Falsework			0			0	0
Certificate III in Hairdressing			0			0	0
Certificate III in Home and Community Care / Certificate III in Aged Care			0			0	0
Certificate III in Hospitality	12	6	18			0	18
Certificate III in Hospitality (Catering Operations)			0			0	0
Certificate III in Hospitality (Lodge)			0			0	0
Certificate III in Individual Support	18	4	22			0	22
Certificate III in Light Vehicle Mechanical Technology	1	15	16			0	16
Certificate III in Nutrition and Dietetic Assistance			0			0	0
Certificate III in Patisserie			0			0	0
Certificate III in Painting and Decorating	2	8	10			0	10
Certificate III in Plumbing	1	7	8			0	8
Certificate III in Tourism			0			0	0
Certificate III in Wall and Floor Tiling	1	6	7			0	7
Certificate IV in Business			0			0	0
Certificate IV in Community Development			0			0	0
Certificate IV in Disability	19	2	21			0	21
Certificate IV in Frontline Management			0			0	0
Certificate IV in Hospitality			0			0	0
Certificate IV in Leadership and Management			0			0	0
Certificate IV in Youth Work	3	0	3			0	3
Certificate IV Training and Assessment			0	1	0	1	1
Grand Total:	83	101	184	1	0	1	185

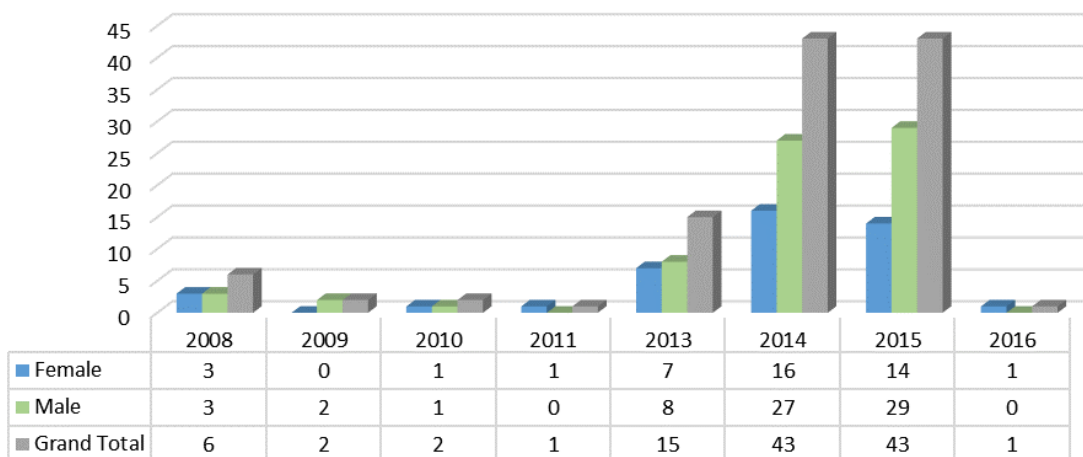
Fiji Graduates by Year and Gender



DFAT Subsidised Fiji Graduates by Year and Gender



Non-Subsidised Fiji Graduates by Year and Gender



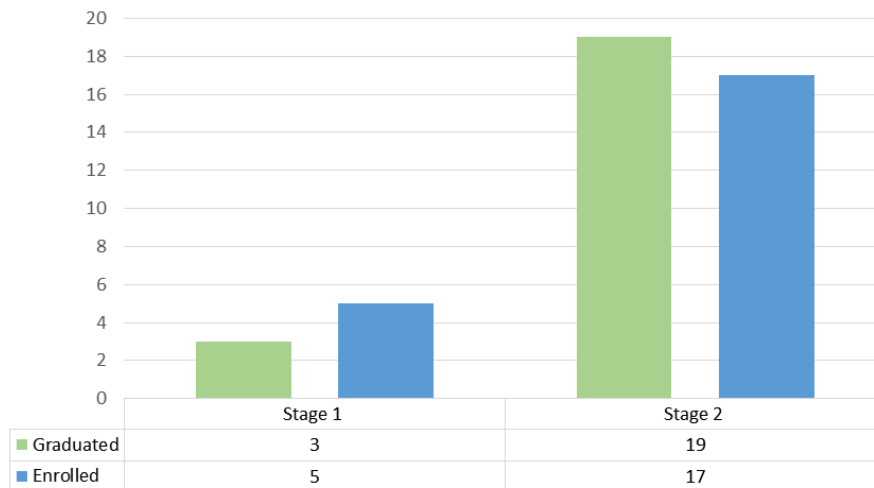
Migrations 2007 to date - Fiji Citizens	
Destination Country	Total
American Samoa	0
Australia	24
Austria	0
Cambodia	0
Canada	2
Cook Islands	1
Fiji	0
FSM	0
Hawaii	1
Marshall Islands	0
Nauru	1
New Zealand	18
Niue	2
Norfolk Islands	0
PNG	2
Samoa	7
Solomon Islands	0
Tonga	0
United Arab Emirates	1
USA	1
Vanuatu	2
Not Defined	5
Grand Total:	67

Stage 2 Total:	42
Stage 1 Total:	25
Total for Both Stages:	67

Migrations 2007 to date - Fiji Citizens by Course	
Course	Total
Certificate III in Carpentry	2
Certificate III in Commercial Cookery	9
Certificate III in Early Childhood Education and Care	3
Certificate III in Engineering - Fabrication Trade	4
Certificate III in Engineering - Mechanical Trade (Diesel Fitting)	5
Certificate III in Engineering - Mechanical Trade (Fitting and Machining)	4
Certificate III in Engineering - Mechanical Trade (Refrigeration and Air Conditioning)	5
Certificate III in Hairdressing	5
Certificate III in Hospitality	6
Certificate III in Light Vehicle Mechanical Technology	5
Certificate III in Patisserie	9
Certificate III in Tourism	2
Certificate III in Wall and Floor Tiling	3
Certificate IV in Hospitality	3
Certificate IV in Training and Assessment	8
Diploma of Children's Services (Early Childhood Education and Care)	1
Grand Total:	74

Stage 2 Total:	47
Stage 1 Total:	27
Total for Both Stages:	74

Fiji Citizens Special Needs Enrolments/Graduates by Stage



Non-Completions Fiji - 2007 to Date					
Course	Funding Source				Total
	DFAT Subsidised		Non-subsidised		
	Female	Male	Female	Male	
Certificate III in Allied Health Assistance / Certificate III in Health Services Assistance	1	0			1
Certificate III in Applied Fashion Design and Technology	0	2			2
Certificate III in Carpentry	1	10			11
Certificate III in Commercial Cookery	1	5			6
Certificate III in Community Services Work	0	1			1
Certificate III in Disability	1	0			1
Certificate III in Early Childhood Education and Care	15	1			16
Certificate III in Electrotechnology Electrician	0	17			17
Certificate III in Engineering – Fabrication Trade	0	3			3
Certificate III in Engineering – Mechanical Trade	0	1			1
Certificate III in Engineering – Mechanical Trade (Diesel Fitting)	0	8			8
Certificate III in Engineering – Mechanical Trade (Fitting & Machining)	1	15			16
Certificate III in Engineering – Mechanical Trade (Refrigeration and Air-Conditioning)	0	2			2
Certificate III in Hairdressing	0	1			1
Certificate III in Home and Community Care / Certificate III in Aged Care	5	0			5
Certificate III in Hospitality	28	25			53
Certificate III in Light Vehicle Mechanical Technology	0	12			12
Certificate III in Patisserie	5	5			10
Certificate III in Painting and Decorating	19	17			36
Certificate III in Plumbing	0	4			4
Certificate III in Tourism	1	0			1
Certificate III in Wall and Floor Tiling	4	14			18
Certificate IV in Business	10	3	6	1	20
Certificate IV in Disability	4	3			7
Certificate IV in Hospitality	3	8			11
Certificate IV in Training and Assessment	11	36	7	11	65
Diploma of Children's Services (Early Childhood Education and Care)	2	0			2
Diploma of Community Services Work	1	0			1
Diploma of Vocational Education and Training			1	1	2
Grand Total:	113	193	14	13	333
Stage 2 Total:	53	83	11	10	157
Stage 1 Total:	60	110	3	3	176
Total for Both Stages:	113	193	14	13	333

Cumulative Deferrals Fiji - 2007 to Date			
Course	Female	Male	Total
Certificate III in Allied Health Assistance / Certificate III in Health Services Assistance	1	2	3
Certificate III in Carpentry	0	3	3
Certificate III in Commercial Cookery	1	1	2
Certificate III in Community Services Work	1	1	2
Certificate III in Disability	1	0	1
Certificate III in Electrotechnology Electrician	0	1	1
Certificate III in Engineering – Fabrication Trade	0	1	1
Certificate III in Engineering – Mechanical Trade (Diesel Fitting)	0	2	2
Certificate III in Engineering – Mechanical Trade (Fitting & Machining)	0	2	2
Certificate III in Hairdressing	1	0	1
Certificate III in Home and Community Care / Certificate III in Aged Care	3	0	3
Certificate III in Hospitality	3	1	4
Certificate III in Hospitality (Lodge)	2	0	2
Certificate III in Individual Support	0	1	1
Certificate III in Light Vehicle Mechanical Technology	0	1	1
Certificate III in Patisserie	1	0	1
Certificate III in Painting and Decorating	0	1	1
Certificate III in Plumbing	0	2	2
Certificate III in Wall and Floor Tiling	0	2	2
Certificate IV in Disability	8	4	12
Grand Total:	22	25	47
Stage 2 Total:	22	25	47
Stage 1 Total:	3	4	7
Total for Both Stages:	25	29	54

Papua New Guinea

Cumulative Applications PNG - 2007 to Date							
Course	Funding Source						Total
	DFAT Subsidised		Total	Non-subsidised		Total	
	Female	Male		Female	Male		
Certificate III in Allied Health Assistance / Certificate III in Health Services Assistance	2	3	5	0	0	0	5
Certificate III in Applied Fashion Design and Technology	1	0	1	0	0	0	1
Certificate III in Carpentry	6	447	453	0	1	1	454
Certificate III in Commercial Cookery	158	342	500	1	0	1	501
Certificate III in Community Services Work	39	42	81	0	0	0	81
Certificate III in Disability	13	9	22	0	0	0	22
Certificate III in Early Childhood Education and Care	210	68	278	0	0	0	278
Certificate III in Electrotechnology Electrician	17	470	487	0	1	1	488
Certificate III in Engineering – Fabrication Trade	15	404	419	1	30	31	450
Certificate III in Engineering – Mechanical Trade (Diesel Fitting)	8	504	512	0	1	1	513
Certificate III in Engineering – Mechanical Trade (Fitting & Machining)	10	396	406	0	0	0	406
Certificate III in Engineering – Mechanical Trade (Refrigeration and Air-Conditioning)	5	94	99	0	0	0	99
Certificate III in Hairdressing	38	6	44	0	0	0	44
Certificate III in Home and Community Care / Certificate III in Aged Care	15	4	19	0	0	0	19
Certificate III in Hospitality	495	211	706	0	0	0	706
Certificate III in Hospitality (Catering Operations)	11	11	22	0	0	0	22
Certificate III in Hospitality (Lodge)	1	1	2	0	0	0	2
Certificate III in Individual Support	2	0	2	0	0	0	2
Certificate III in Light Vehicle Mechanical Technology	31	658	689	0	0	0	689
Certificate III in Patisserie	23	27	50	0	0	0	50
Certificate III in Painting and Decorating	45	24	69	0	0	0	69
Certificate III in Pathways to Further Study	0	0	0	16	24	40	40
Certificate III in Plumbing	0	110	110	0	0	0	110
Certificate III in Tourism	310	167	477	0	0	0	477
Certificate III in Wall and Floor Tiling	21	6	27	0	1	1	28
Certificate IV in Business	0	0	0	9	3	12	12
Certificate IV in Community Development	1	4	5	0	0	0	5
Certificate IV in Disability	6	5	11	0	0	0	11
Certificate IV in Hospitality	117	111	228	0	0	0	228
Certificate IV in Youth Work	12	30	42	0	0	0	42
Certificate IV Training and Assessment	42	54	96	22	84	106	202
Diploma in Community Services Work	71	96	167	0	0	0	167
Diploma of Children's Services (Early Childhood Education and Care)	56	13	69	0	0	0	69
Diploma of Management	0	5	5	0	0	0	5
Diploma of Vocational Education and Training	0	0	0	5	5	10	10
Course Not Stated	11	43	54	0	0	0	54
Grand Total:	1792	4365	6157	54	150	204	6361
Stage 2 Total:	772	2094	2866	54	149	203	3069
Stage 1 Total:	1020	2271	3291	0	1	1	3292
Total for Both Stages	1792	4365	6157	54	150	204	6361

Applications PNG - 2015 Calendar Year							
Course	Funding Source						Total
	DFAT Subsidised		Total	Non-subsidised		Total	
	Female	Male		Female	Male		
Certificate III in Allied Health Assistance / Certificate III in Health Services Assistance	1	1	2			0	2
Certificate III in Applied Fashion Design and Technology	1	0	1			0	1
Certificate III in Carpentry	0	53	53			0	53
Certificate III in Commercial Cookery	18	45	63			0	63
Certificate III in Community Services Work	8	10	18			0	18
Certificate III in Early Childhood Education and Care	27	5	32			0	32
Certificate III in Electrotechnology Electrician	3	76	79			0	79
Certificate III in Engineering – Fabrication Trade	4	74	78	1	25	26	104
Certificate III in Engineering – Mechanical Trade (Diesel Fitting)	3	54	57			0	57
Certificate III in Engineering – Mechanical Trade (Fitting & Machining)	1	48	49			0	49
Certificate III in Engineering – Mechanical Trade (Refrigeration and Air-Conditioning)	2	8	10			0	10
Certificate III in Hairdressing	2	0	2			0	2
Certificate III in Home and Community Care / Certificate III in Aged Care	1	0	1			0	1
Certificate III in Hospitality	95	30	125			0	125
Certificate III in Hospitality (Catering Operations)	4	0	4			0	4
Certificate III in Individual Support	2	0	2			0	2
Certificate III in Light Vehicle Mechanical Technology	5	51	56			0	56
Certificate III in Patisserie	1	1	2			0	2
Certificate III in Painting and Decorating	0	3	3			0	3
Certificate III in Pathways to Further Study			0	16	23	39	39
Certificate III in Plumbing	0	12	12			0	12
Certificate III in Tourism	5	4	9			0	9
Certificate III in Wall and Floor Tiling	0	1	1			0	1
Certificate IV in Community Development	0	2	2			0	2
Certificate IV in Hospitality	0	1	1			0	1
Certificate IV in Youth Work	1	0	1			0	1
Certificate IV Training and Assessment			0	9	9	18	18
Diploma in Community Services Work	0	1	1			0	1
Diploma of Children's Services (Early Childhood Education and Care)	0	3	3			0	3
Diploma of Management	0	1	1			0	1
Grand Total:	184	484	668	26	57	83	751

Applications PNG - 2016							
Course	Funding Source						Total
	DFAT Subsidised		Total	Non-subsidised		Total	
	Female	Male		Female	Male		
Certificate III in Carpentry	0	13	13			0	13
Certificate III in Commercial Cookery	5	7	12			0	12
Certificate III in Community Services Work	0	1	1			0	1
Certificate III in Early Childhood Education and Care	2	1	3			0	3
Certificate III in Electrotechnology Electrician	0	28	28	0	1	1	29
Certificate III in Engineering – Fabrication Trade	0	25	25			0	25
Certificate III in Engineering – Mechanical Trade (Diesel Fitting)	0	17	17	0	1	1	18
Certificate III in Engineering – Mechanical Trade (Fitting & Machining)	1	15	16			0	16
Certificate III in Engineering – Mechanical Trade (Refrigeration and Air-Conditioning)	0	4	4			0	4
Certificate III in Hospitality	11	1	12			0	12
Certificate III in Hospitality (Catering Operations)	1	0	1			0	1
Certificate III in Light Vehicle Mechanical Technology	1	19	20			0	20
Certificate III in Painting and Decorating	0	1	1			0	1
Certificate III in Plumbing	0	5	5			0	5
Certificate III in Tourism	7	1	8			0	8
Certificate IV in Business			0	3	1	4	4
Certificate IV in Hospitality	0	1	1			0	1
Certificate IV in Youth Work	0	15	15			0	15
Diploma of Children's Services (Early Childhood Education and Care)	0	1	1			0	1
Grand Total:	28	155	183	3	3	6	189

Cumulative Enrolments PNG - 2007 to Date							
Course	Funding Source						Total
	DFAT Subsidised		Total	Non-subsidised		Total	
	Female	Male		Female	Male		
Certificate III in Carpentry	2	237	239	0	1	1	240
Certificate III in Commercial Cookery	62	149	211			0	211
Certificate III in Community Services Work	6	8	14			0	14
Certificate III in Disability	4	1	5			0	5
Certificate III in Early Childhood Education and Care	68	12	80			0	80
Certificate III in Electrotechnology Electrician	4	128	132			0	132
Certificate III in Engineering – Fabrication Trade	5	184	189	1	17	18	207
Certificate III in Engineering – Mechanical Trade	0	3	3			0	3
Certificate III in Engineering – Mechanical Trade (Diesel Fitting)	0	235	235			0	235
Certificate III in Engineering – Mechanical Trade (Fitting & Machining)	5	212	217	0	1	1	218
Certificate III in Engineering – Mechanical Trade (Refrigeration and Air-Conditioning)	1	33	34			0	34
Certificate III in Hairdressing	11	5	16			0	16
Certificate III in Home and Community Care / Certificate III in Aged Care	5	1	6			0	6
Certificate III in Hospitality	224	114	338			0	338
Certificate III in Hospitality (Lodge)	4	2	6			0	6
Certificate III in Light Vehicle Mechanical Technology	4	216	220			0	220
Certificate III in Patisserie	8	9	17			0	17
Certificate III in Painting and Decorating	11	9	20			0	20
Certificate III in Pathways to Further Study			0	16	24	40	40
Certificate III in Plumbing	0	27	27			0	27
Certificate III in Tourism	69	41	110			0	110
Certificate III in Wall and Floor Tiling	7	2	9			0	9
Certificate IV in Business	3	1	4	9	4	13	17
Certificate IV in Disability	4	2	6			0	6
Certificate IV in Hospitality	41	49	90			0	90
Certificate IV in Training and Assessment	15	24	39	19	52	71	110
Certificate IV in Youth Work	6	10	16			0	16
Diploma of Children's Services (Early Childhood Education and Care)	5	0	5			0	5
Diploma of Community Services Work	18	13	31			0	31
Diploma of Management	0	1	1			0	1
Diploma of Vocational Education and Training			0	4	5	9	9
Grand Total:	592	1728	2320	49	104	153	2473
Stage 2 Total:	364	864	1228	49	104	153	1381
Stage 1 Total:	228	864	1092	0	0	0	1092
Total for Both Stages	592	1728	2320	49	104	153	2473

Enrolments PNG - 2015 Calendar Year							
Course	Funding Source						Total
	DFAT Subsidised		Total	Non-subsidised		Total	
	Female	Male		Female	Male		
Certificate III in Carpentry	1	23	24			0	24
Certificate III in Commercial Cookery	15	29	44			0	44
Certificate III in Community Services Work	3	5	8			0	8
Certificate III in Early Childhood Education and Care	15	4	19			0	19
Certificate III in Electrotechnology Electrician	0	8	8			0	8
Certificate III in Engineering – Fabrication Trade	0	28	28	1	17	18	46
Certificate III in Engineering – Mechanical Trade (Diesel Fitting)	0	11	11			0	11
Certificate III in Engineering – Mechanical Trade (Fitting & Machining)	0	15	15			0	15
Certificate III in Engineering – Mechanical Trade (Refrigeration and Air-Conditioning)	0	3	3			0	3
Certificate III in Home and Community Care / Certificate III in Aged Care	1	0	1			0	1
Certificate III in Hospitality	51	27	78			0	78
Certificate III in Light Vehicle Mechanical Technology	0	12	12			0	12
Certificate III in Pathways to Further Study			0	16	24	40	40
Certificate III in Plumbing	0	8	8			0	8
Certificate III in Tourism	3	2	5			0	5
Certificate IV in Business	3	1	4	3	0	3	7
Certificate IV in Youth Work	1	0	1			0	1
Certificate IV Training and Assessment			0	9	9	18	18
Diploma of Vocational Education and Training			0	4	4	8	8
Grand Total:	93	176	269	33	54	87	356

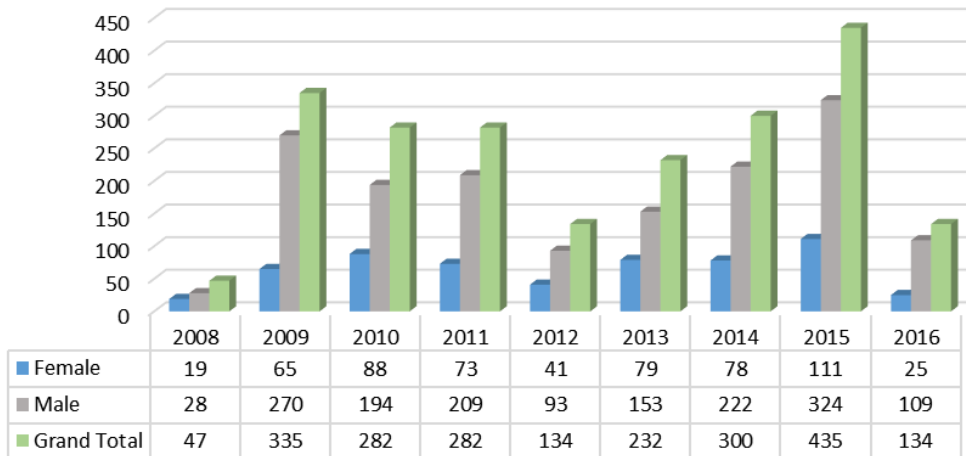
Current Enrolments PNG - 2016							
Course	Funding Source						Total
	DFAT Subsidised		Total	Non-subsidised		Total	
	Female	Male		Female	Male		
Certificate III in Carpentry	0	31	31			0	31
Certificate III in Commercial Cookery	10	25	35			0	35
Certificate III in Early Childhood Education and Care	2	0	2			0	2
Certificate III in Electrotechnology Electrician	0	3	3			0	3
Certificate III in Engineering – Fabrication Trade	0	12	12			0	12
Certificate III in Engineering – Mechanical Trade (Fitting & Machining)	1	14	15			0	15
Certificate III in Hospitality	13	2	15			0	15
Certificate III in Light Vehicle Mechanical Technology	0	4	4			0	4
Certificate III in Painting and Decorating	1	0	1			0	1
Certificate III in Plumbing	0	2	2			0	2
Certificate III in Wall and Floor Tiling	0	1	1			0	1
Certificate IV in Business			0	6	3	9	9
Certificate IV in Youth Work	1	0	1			0	1
Grand Total:	28	94	122	6	3	9	131

Cumulative Graduates PNG - 2007 to Date							
Course	Funding Source						Total
	DFAT Subsidised		Total	Non-subsidised		Total	
	Female	Male		Female	Male		
Certificate III in Carpentry	2	215	217	0	1	1	218
Certificate III in Commercial Cookery	56	146	202			0	202
Certificate III in Community Services Work	5	7	12			0	12
Certificate III in Disability	4	1	5			0	5
Certificate III in Early Childhood Education and Care	66	11	77			0	77
Certificate III in Electrotechnology Electrician	4	111	115			0	115
Certificate III in Engineering – Fabrication Trade	5	171	176	1	17	18	194
Certificate III in Engineering – Mechanical Trade (Diesel Fitting)	0	181	181			0	181
Certificate III in Engineering – Mechanical Trade (Fitting & Machining)	5	203	208	0	1	1	209
Certificate III in Engineering – Mechanical Trade (Refrigeration and Air-Conditioning)	0	19	19			0	19
Certificate III in Hairdressing	11	5	16			0	16
Certificate III in Home and Community Care / Certificate III in Aged Care	5	1	6			0	6
Certificate III in Hospitality	207	101	308			0	308
Certificate III in Hospitality (Lodge)	4	2	6			0	6
Certificate III in Light Vehicle Mechanical Technology	4	181	185			0	185
Certificate III in Patisserie	8	8	16			0	16
Certificate III in Painting and Decorating	10	9	19			0	19
Certificate III in Pathways to Further Study			0	16	24	40	40
Certificate III in Plumbing	0	24	24			0	24
Certificate III in Tourism	69	40	109			0	109
Certificate III in Wall and Floor Tiling	5	2	7			0	7
Certificate IV in Disability	3	2	5			0	5
Certificate IV in Hospitality	39	47	86			0	86
Certificate IV in Training and Assessment	14	22	36	10	27	37	73
Certificate IV in Youth Work	6	9	15			0	15
Diploma of Children's Services (Early Childhood Education and Care)	4	0	4			0	4
Diploma of Community Services Work	16	13	29			0	29
Diploma of Management	0	1	1			0	1
Grand Total:	552	1532	2084	27	70	97	2181
Stage 2 Total:	332	877	1209	27	70	97	1306
Stage 1 Total:	220	655	875	0	0	0	875
Total for Both Stages	552	1532	2084	27	70	97	2181

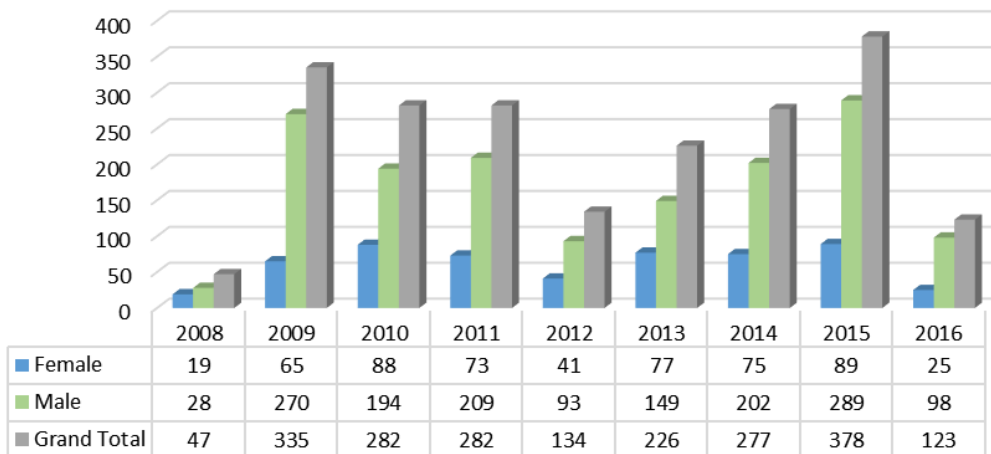
Graduates PNG - 2015 Calendar Year							
Course	Funding Source						Total
	DFAT Subsidised		Total	Non-subsidised		Total	
	Female	Male		Female	Male		
Certificate III in Carpentry	1	40	41			0	41
Certificate III in Commercial Cookery	12	30	42			0	42
Certificate III in Community Services Work	3	4	7			0	7
Certificate III in Early Childhood Education and Care	14	4	18			0	18
Certificate III in Electrotechnology Electrician	2	29	31			0	31
Certificate III in Engineering – Fabrication Trade	2	43	45	1	6	7	52
Certificate III in Engineering – Mechanical Trade (Diesel Fitting)	0	26	26			0	26
Certificate III in Engineering – Mechanical Trade (Fitting & Machining)	1	41	42			0	42
Certificate III in Engineering – Mechanical Trade (Refrigeration and Air-Conditioning)	0	4	4			0	4
Certificate III in Home and Community Care / Certificate III in Aged Care	1	0	1			0	1
Certificate III in Hospitality	48	26	74			0	74
Certificate III in Light Vehicle Mechanical Technology	0	21	21			0	21
Certificate III in Painting and Decorating	2	6	8			0	8
Certificate III in Pathways to Further Study	0	12	12	16	24	40	52
Certificate III in Plumbing	2	2	4			0	4
Certificate III in Tourism	0	1	1			0	1
Certificate III in Wall and Floor Tiling	1	0	1			0	1
Certificate IV in Training and Assessment			0	5	5	10	10
Grand Total:	89	289	378	22	35	57	435

Graduates PNG - 2016 Calendar Year to Date							
Course	Funding Source						Total
	DFAT Subsidised		Total	Non-subsidised		Total	
	Female	Male		Female	Male		
Certificate III in Carpentry	0	32	32			0	32
Certificate III in Commercial Cookery	8	23	31			0	31
Certificate III in Early Childhood Education and Care	2	0	2			0	2
Certificate III in Electrotechnology Electrician	0	3	3			0	3
Certificate III in Engineering - Fabrication Trade	0	16	16	0	11	11	27
Certificate III in Engineering - Mechanical Trade (Fitting and Machining)	1	14	15			0	15
Certificate III in Hospitality	11	2	13			0	13
Certificate III in Light Vehicle Mechanical Technology	0	5	5			0	5
Certificate III in Painting and Decorating	1	0	1			0	1
Certificate III in Plumbing	0	2	2			0	2
Certificate III in Tourism	1	0	1			0	1
Certificate III in Wall and Floor Tiling	0	1	1			0	1
Certificate IV in Youth Work	1	0	1			0	1
Grand Total:	25	98	123	0	11	11	134

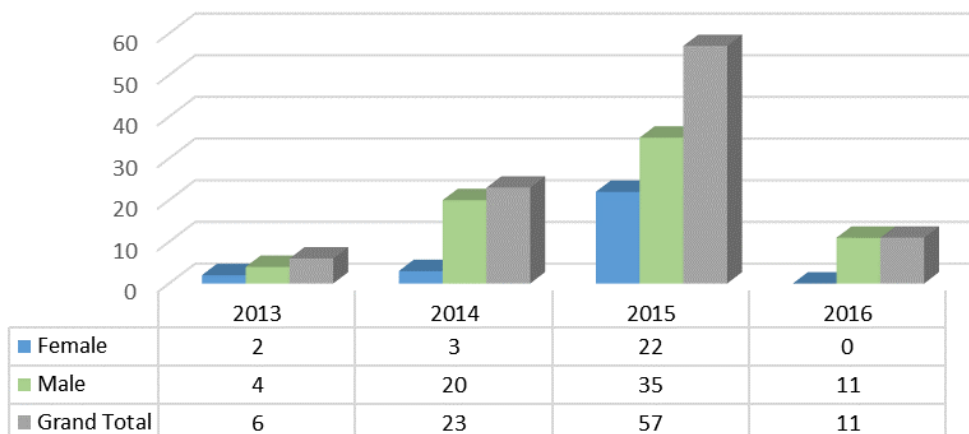
PNG Graduates by Year and Gender



DFAT Subsidised PNG Graduates by Year and Gender



Non-Subsidised PNG Graduates by Year and Gender



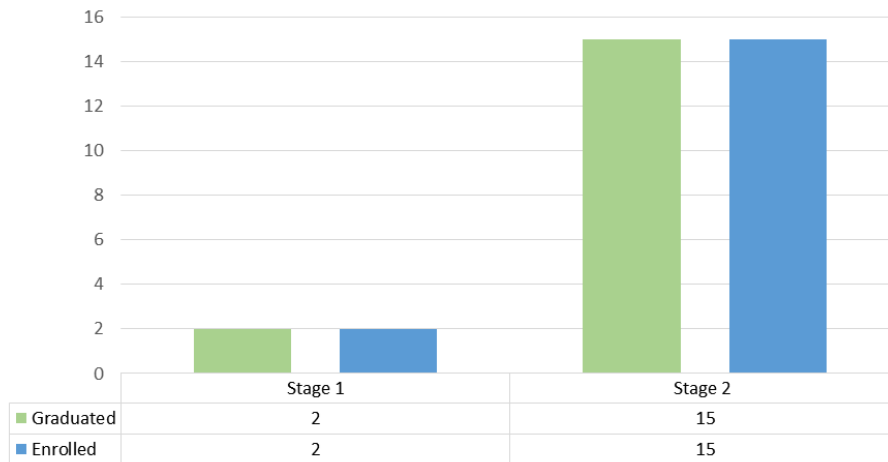
Migrations 2007 to date - PNG Citizens	
Destination Country	Total
Australia	8
Austria	1
PNG	1
Samoa	1
Vanuatu	1
Grand Total:	12

Stage 2 Total:	2
Stage 1 Total:	10
Total for Both Stages:	12

Migrations 2007 to date - PNG Citizens by Course	
Course	Total
Certificate III in Carpentry	1
Certificate III in Commercial Cookery	1
Certificate III in Early Childhood Education and Care	1
Certificate III in Electrotechnology Electrician	1
Certificate III in Engineering - Mechanical Trade (Diesel Fitting)	1
Certificate III in Engineering - Mechanical Trade (Fitting and Machining)	1
Certificate III in Engineering - Mechanical Trade (Refrigeration and Air Conditioning)	1
Certificate III in Tourism	4
Diploma of Community Services Work	1
Grand Total:	12

Stage 2 Total:	2
Stage 1 Total:	10
Total for Both Stages:	12

PNG Special Needs Enrolments/Graduates by Stage



Non-Completions PNG - 2007 to Date					
Course	Funding Source				Total
	DFAT Subsidised		Non-subsidised		
	Female	Male	Female	Male	
Certificate III in Carpentry	0	22			22
Certificate III in Commercial Cookery	5	2			7
Certificate III in Community Services Work	1	1			2
Certificate III in Early Childhood Education and Care	2	1			3
Certificate III in Electrotechnology Electrician	0	17			17
Certificate III in Engineering – Fabrication Trade	0	13			13
Certificate III in Engineering – Mechanical Trade	0	3			3
Certificate III in Engineering – Mechanical Trade (Diesel Fitting)	0	54			54
Certificate III in Engineering – Mechanical Trade (Fitting & Machining)	0	9			9
Certificate III in Engineering – Mechanical Trade (Refrigeration and Air-Conditioning)	1	14			15
Certificate III in Hospitality	17	13			30
Certificate III in Light Vehicle Mechanical Technology	0	35			35
Certificate III in Patisserie	0	1			1
Certificate III in Painting and Decorating	1	0			1
Certificate III in Plumbing	0	2			2
Certificate III in Tourism	0	1			1
Certificate III in Wall and Floor Tiling	2	0			2
Certificate IV in Business	3	1	2	1	7
Certificate IV in Disability	1	0			1
Certificate IV in Hospitality	2	2			4
Certificate IV in Training and Assessment	1	2	9	25	37
Certificate IV in Youth Work	0	1			1
Diploma of Children's Services (Early Childhood Education and Care)	1	0			1
Diploma of Community Services Work	2	0			2
Diploma of Vocational Education and Training			0	1	1
Grand Total:	39	194	11	27	271
Stage 2 Total:	32	53	11	27	123
Stage 1 Total:	7	141	0	0	148
Total for Both Stages:	39	194	11	27	271

Cumulative Deferrals PNG - 2007 to Date			
Course	Female	Male	Total
Certificate III in Allied Health Assistance / Certificate III in Health Services Assistance	0	1	1
Certificate III in Community Services Work	2	3	5
Certificate III in Disability	0	1	1
Certificate III in Early Childhood Education and Care	2	0	2
Certificate III in Electrotechnology Electrician	0	2	2
Certificate III in Engineering – Fabrication Trade	0	1	1
Certificate III in Engineering – Mechanical Trade (Diesel Fitting)	0	4	4
Certificate III in Engineering – Mechanical Trade (Fitting & Machining)	0	1	1
Certificate III in Engineering – Mechanical Trade (Refrigeration and Air-Conditioning)	0	5	5
Certificate III in Hospitality	1	0	1
Certificate III in Tourism	2	0	2
Certificate IV in Disability	1	1	2
Certificate IV in Hospitality	0	1	1
Diploma in Community Services Work	0	1	1
Grand Total:	8	21	29
Stage 2 Total:	6	20	26
Stage 1 Total:	2	1	3
Total for Both Stages:	8	21	29

Samoa

Cumulative Applications Samoa - 2007 to Date							
Course	Funding Source						Total
	DFAT Subsidised		Total	Non-subsidised		Total	
	Female	Male		Female	Male		
Certificate III in Allied Health Assistance / Certificate III in Health Services Assistance	68	43	111			0	111
Certificate III in Carpentry	6	146	152			0	152
Certificate III in Commercial Cookery	113	134	247			0	247
Certificate III in Community Services Work	16	6	22			0	22
Certificate III in Disability	81	21	102			0	102
Certificate III in Early Childhood Education and Care	155	21	176			0	176
Certificate III in Electrotechnology Electrician	0	77	77			0	77
Certificate III in Engineering – Fabrication Trade	0	118	118			0	118
Certificate III in Engineering – Mechanical Trade (Diesel Fitting)	0	28	28			0	28
Certificate III in Engineering – Mechanical Trade (Fitting & Machining)	1	45	46			0	46
Certificate III in Engineering – Mechanical Trade (Refrigeration and Air-Conditioning)	0	41	41			0	41
Certificate III in Hairdressing	27	7	34			0	34
Certificate III in Home and Community Care / Certificate III in Aged Care	8	1	9			0	9
Certificate III in Hospitality	230	122	352			0	352
Certificate III in Hospitality (Lodge)	47	31	78			0	78
Certificate III in Indigenous Housing Repairs	0	29	29				29
Certificate III in Individual Support	2	0	2			0	2
Certificate III in Light Vehicle Mechanical Technology	0	133	133			0	133
Certificate III in Nutrition and Dietetic Assistance	27	7	34			0	34
Certificate III in Patisserie	10	16	26			0	26
Certificate III in Painting and Decorating	7	13	20			0	20
Certificate III in Plumbing	2	66	68	0	1	1	69
Certificate III in Tourism	108	62	170			0	170
Certificate III in Wall and Floor Tiling	1	8	9			0	9
Certificate IV in Business			0	6	3	9	9
Certificate IV in Community Development	3	3	6			0	6
Certificate IV in Disability	23	8	31			0	31
Certificate IV in Hospitality	24	19	43			0	43
Certificate IV in Youth Work	34	46	80			0	80
Certificate IV Training and Assessment	39	46	85	44	39	83	168
Diploma in Community Services Work	16	14	30			0	30
Diploma of Management	19	6	25	1	1	2	27
Diploma of Vocational Education and Training			0	7	2	9	9
Course Not Stated	6	10	16			0	16
Grand Total:	1073	1327	2400	58	46	104	2504
Stage 2 Total:	720	680	1400	58	46	104	1504
Stage 1 Total:	353	647	1000	0	0	0	1000
Total for Both Stages	1073	1327	2400	58	46	104	2504

Applications Samoa - 2015 Calendar Year							
Course	Funding Source						Total
	DFAT Subsidised		Total	Non-subsidised		Total	
	Female	Male		Female	Male		
Certificate III in Allied Health Assistance / Certificate III in Health Services Assistance	22	9	31			0	31
Certificate III in Carpentry	0	9	9			0	9
Certificate III in Commercial Cookery	15	10	25			0	25
Certificate III in Community Services Work	2	0	2			0	2
Certificate III in Disability	4	0	4			0	4
Certificate III in Early Childhood Education and Care	28	2	30			0	30
Certificate III in Electrotechnology Electrician	0	4	4			0	4
Certificate III in Engineering – Fabrication Trade	0	18	18			0	18
Certificate III in Engineering – Mechanical Trade (Diesel Fitting)	0	1	1			0	1
Certificate III in Engineering – Mechanical Trade (Fitting & Machining)	0	5	5			0	5
Certificate III in Engineering – Mechanical Trade (Refrigeration and Air-Conditioning)	0	2	2			0	2
Certificate III in Home and Community Care / Certificate III in Aged Care	2	1	3			0	3
Certificate III in Hospitality	32	22	54			0	54
Certificate III in Individual Support	2	0	2			0	2
Certificate III in Light Vehicle Mechanical Technology	0	8	8			0	8
Certificate III in Patisserie	1	0	1			0	1
Certificate III in Painting and Decorating	0	3	3			0	3
Certificate III in Plumbing	0	13	13			0	13
Certificate III in Tourism	6	5	11			0	11
Certificate IV in Business			0	1	0	1	1
Certificate IV in Community Development	2	2	4			0	4
Certificate IV in Disability	17	8	25			0	25
Certificate IV in Hospitality	4	1	5			0	5
Certificate IV in Youth Work	21	32	53			0	53
Certificate IV Training and Assessment	0	1	1	20	20	40	41
Diploma of Vocational Education and Training			0	0	1	1	1
Grand Total:	158	156	314	21	21	42	356

Applications Samoa - 2016							
Course	Funding Source						Total
	DFAT Subsidised		Total	Non-subsidised		Total	
	Female	Male		Female	Male		
Certificate III in Allied Health Assistance / Certificate III in Health Services Assistance	2	0	2			0	2
Certificate III in Carpentry	0	4	4			0	4
Certificate III in Commercial Cookery	6	8	14			0	14
Certificate III in Disability	1	0	1			0	1
Certificate III in Early Childhood Education and Care	10	1	11			0	11
Certificate III in Electrotechnology Electrician	0	1	1			0	1
Certificate III in Engineering – Fabrication Trade	0	7	7			0	7
Certificate III in Engineering – Mechanical Trade (Fitting & Machining)	0	3	3			0	3
Certificate III in Engineering – Mechanical Trade (Refrigeration and Air-Conditioning)	0	1	1			0	1
Certificate III in Hospitality	12	4	16			0	16
Certificate III in Hospitality (Lodge)	2	0	2			0	2
Certificate III in Light Vehicle Mechanical Technology	0	7	7			0	7
Certificate III in Painting and Decorating	0	1	1			0	1
Certificate III in Plumbing	0	4	4			0	4
Certificate III in Tourism	1	2	3			0	3
Certificate IV in Business			0	1	1	2	2
Certificate IV in Disability	5	0	5			0	5
Certificate IV in Youth Work	2	1	3			0	3
Grand Total:	41	44	85	1	1	2	87

Cumulative Enrolments Samoa - 2007 to Date							
Course	Funding Source						Total
	DFAT Subsidised		Total	Non-subsidised		Total	
	Female	Male		Female	Male		
Certificate III in Allied Health Assistance / Certificate III in Health Services Assistance	48	21	69			0	69
Certificate III in Carpentry	5	87	92			0	92
Certificate III in Commercial Cookery	62	81	143			0	143
Certificate III in Community Services Work	3	2	5			0	5
Certificate III in Disability	57	17	74			0	74
Certificate III in Early Childhood Education and Care	89	7	96			0	96
Certificate III in Electrotechnology Electrician	0	35	35			0	35
Certificate III in Engineering – Fabrication Trade	0	84	84			0	84
Certificate III in Engineering – Mechanical Trade	0	2	2			0	2
Certificate III in Engineering – Mechanical Trade (Diesel Fitting)	0	16	16			0	16
Certificate III in Engineering – Mechanical Trade (Fitting & Machining)	0	25	25			0	25
Certificate III in Engineering – Mechanical Trade (Refrigeration and Air-Conditioning)	0	24	24			0	24
Certificate III in Hairdressing	21	6	27			0	27
Certificate III in Home and Community Care / Certificate III in Aged Care	5	0	5			0	5
Certificate III in Hospitality	149	98	247			0	247
Certificate III in Hospitality (Lodge)	9	9	18			0	18
Certificate III in Light Vehicle Mechanical Technology	0	67	67			0	67
Certificate III in Nutrition and Dietetic Assistance	17	3	20			0	20
Certificate III in Painting and Decorating	1	6	7			0	7
Certificate III in Patisserie	3	1	4			0	4
Certificate III in Plumbing	0	34	34	0	1	1	35
Certificate III in Tourism	51	37	88			0	88
Certificate III in Wall and Floor Tiling	0	4	4			0	4
Certificate IV in Business	3	2	5	6	2	8	13
Certificate IV in Community Development	0	1	1			0	1
Certificate IV in Disability	17	3	20			0	20
Certificate IV in Hospitality	12	9	21			0	21
Certificate IV in Training and Assessment	29	42	71	40	38	78	149
Certificate IV in Youth Work	11	16	27			0	27
Diploma of Community Services Work	5	5	10			0	10
Diploma of Management	17	6	23	1	1	2	25
Diploma of Vocational Education and Training	2	1	3	7	2	9	12
Grand Total:	616	751	1367	54	44	98	1465
Stage 2 Total:	445	405	850	54	43	97	947
Stage 1 Total:	171	346	517	0	1	1	518
Total for Both Stages	616	751	1367	54	44	98	1465

Enrolments Samoa - 2015 Calendar Year							
Course	Funding Source						Total
	DFAT Subsidised		Total	Non-subsidised		Total	
	Female	Male		Female	Male		
Certificate III in Allied Health Assistance / Certificate III in Health Services Assistance	20	8	28			0	28
Certificate III in Carpentry	0	5	5			0	5
Certificate III in Commercial Cookery	8	18	26			0	26
Certificate III in Community Services Work	3	1	4			0	4
Certificate III in Early Childhood Education and Care	26	0	26			0	26
Certificate III in Electrotechnology Electrician	0	2	2			0	2
Certificate III in Engineering – Fabrication Trade	0	12	12			0	12
Certificate III in Engineering – Mechanical Trade (Diesel Fitting)	0	2	2			0	2
Certificate III in Hospitality	20	22	42			0	42
Certificate III in Light Vehicle Mechanical Technology	0	15	15			0	15
Certificate III in Plumbing	0	14	14			0	14
Certificate III in Tourism	9	1	10			0	10
Certificate IV in Business	3	1	4	2	1	3	7
Certificate IV in Community Development	0	1	1			0	1
Certificate IV in Training and Assessment	0	1	1	18	20	38	39
Diploma of Vocational Education and Training			0	6	2	8	8
Grand Total:	89	103	192	26	23	49	241

Current Enrolments Samoa - 2016							
Course	Funding Source						Total
	DFAT Subsidised		Total	Non-subsidised		Total	
	Female	Male		Female	Male		
Certificate III in Allied Health Assistance / Certificate III in Health Services Assistance	7	5	12			0	12
Certificate III in Carpentry	0	4	4			0	4
Certificate III in Commercial Cookery	6	4	10			0	10
Certificate III in Early Childhood Education and Care	6	3	9			0	9
Certificate III in Engineering – Fabrication Trade	0	3	3			0	3
Certificate III in Hospitality	6	0	6			0	6
Certificate III in Light Vehicle Mechanical Technology	0	1	1			0	1
Certificate III in Painting and Decorating	0	2	2			0	2
Certificate III in Plumbing	0	4	4			0	4
Certificate IV in Business	0	1	1	4	1	5	6
Certificate IV in Disability	17	3	20			0	20
Certificate IV in Training and Assessment	7	7	14	0	3	3	17
Certificate IV in Youth Work	6	6	12			0	12
Grand Total:	55	43	98	4	4	8	106

Cumulative Graduates Samoa - 2007 to Date							
Course	Funding Source						Total
	DFAT Subsidised		Total	Non-subsidised		Total	
	Female	Male		Female	Male		
Certificate III in Allied Health Assistance/Certificate III in Health Services Assistance	38	15	53			0	53
Certificate III in Carpentry	5	81	86			0	86
Certificate III in Commercial Cookery	59	76	135			0	135
Certificate III in Community Services Work	3	2	5			0	5
Certificate III in Disability	52	16	68			0	68
Certificate III in Early Childhood Education and Care	84	7	91			0	91
Certificate III in Electrotechnology Electrician	0	32	32			0	32
Certificate III in Engineering – Fabrication Trade	0	81	81			0	81
Certificate III in Engineering – Mechanical Trade (Diesel Fitting)	0	16	16			0	16
Certificate III in Engineering – Mechanical Trade (Fitting & Machining)	0	14	14			0	14
Certificate III in Engineering – Mechanical Trade (Refrigeration and Air-Conditioning)	0	20	20			0	20
Certificate III in Hairdressing	18	6	24			0	24
Certificate III in Home and Community Care / Certificate III in Aged Care	4	0	4			0	4
Certificate III in Hospitality	120	81	201			0	201
Certificate III in Hospitality (Lodge)	8	9	17			0	17
Certificate III in Light Vehicle Mechanical Technology	0	63	63			0	63
Certificate III in Nutrition and Dietetic Assistance	15	3	18			0	18
Certificate III in Painting and Decorating	1	6	7			0	7
Certificate III in Patisserie	3	1	4			0	4
Certificate III in Plumbing	0	32	32			0	32
Certificate III in Tourism	48	36	84			0	84
Certificate III in Wall and Floor Tiling	0	3	3			0	3
Certificate IV in Community Development	0	1	1				1
Certificate IV in Hospitality	8	8	16			0	16
Certificate IV in Training and Assessment	20	31	51	38	30	68	119
Certificate IV in Youth Work	9	15	24			0	24
Diploma of Community Services Work	5	4	9			0	9
Diploma of Management	15	5	20	1	1	2	22
Grand Total:	515	664	1179	39	31	70	1249

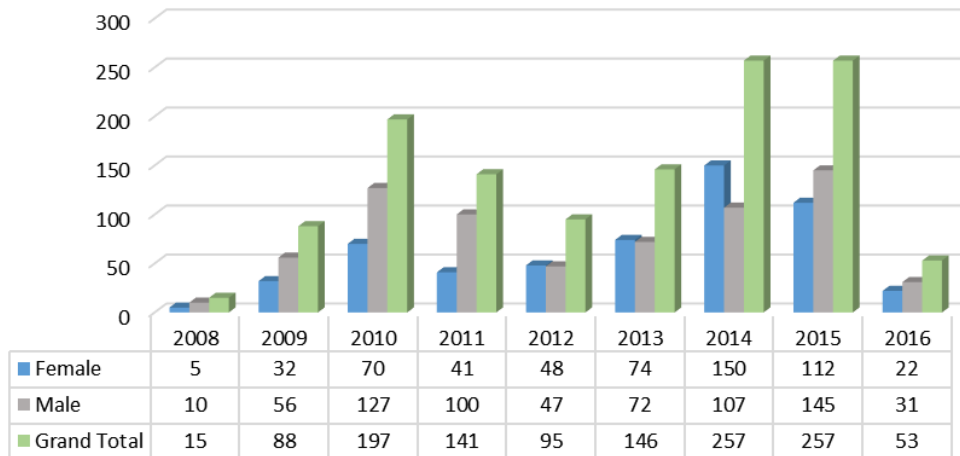
Stage 2 Total:	376	390	766	39	30	69	835
Stage 1 Total:	139	274	413	0	1	1	414

Total for Both Stages:	515	664	1179	39	31	70	1249
-------------------------------	------------	------------	-------------	-----------	-----------	-----------	-------------

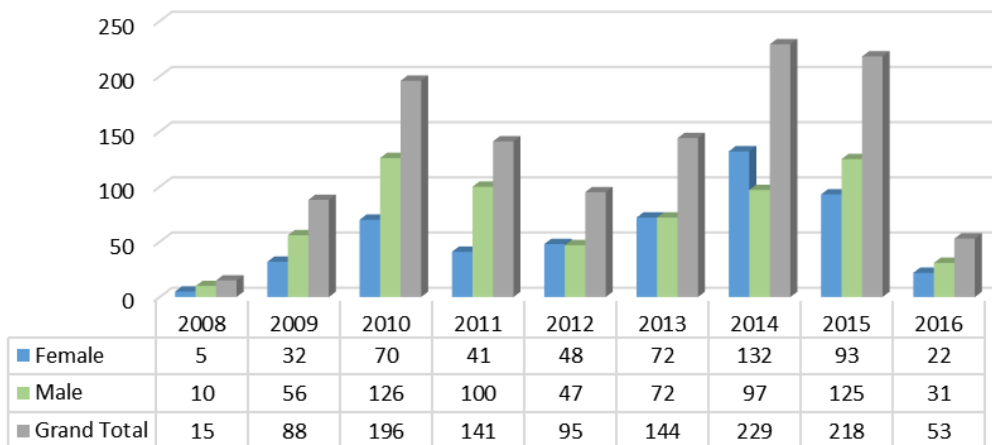
Graduates Samoa - 2015 Calendar Year							
Course	Funding Source						Total
	DFAT Subsidised		Total	Non-subsidised		Total	
	Female	Male		Female	Male		
Certificate III in Allied Health Assistance/Certificate III in Health Services Assistance	17	7	24			0	24
Certificate III in Carpentry	0	8	8			0	8
Certificate III in Commercial Cookery	8	16	24			0	24
Certificate III in Community Services Work	3	1	4			0	4
Certificate III in Early Childhood Education and Care	24	0	24			0	24
Certificate III in Electrotechnology Electrician	0	4	4			0	4
Certificate III in Engineering – Fabrication Trade	0	23	23			0	23
Certificate III in Engineering – Mechanical Trade (Diesel Fitting)	0	4	4			0	4
Certificate III in Engineering – Mechanical Trade (Fitting & Machining)	0	1	1			0	1
Certificate III in Engineering – Mechanical Trade (Refrigeration and Air-Conditioning)	0	5	5			0	5
Certificate III in Hospitality	17	20	37			0	37
Certificate III in Light Vehicle Mechanical Technology	0	16	16			0	16
Certificate III in Painting and Decorating	0	1	1			0	1
Certificate III in Plumbing	0	10	10			0	10
Certificate III in Tourism	9	1	10			0	10
Certificate III in Wall and Floor Tiling	0	1	1			0	1
Certificate IV in Community Development	0	1	1			0	1
Certificate IV in Training and Assessment	0	1	1	18	19	37	38
Diploma of Management	15	5	20	1	1	2	22
Grand Total:	93	125	218	19	20	39	257

Graduates Samoa - 2016 Calendar Year to Date							
Course	Funding Source						Total
	DFAT Subsidised		Total	Non-subsidised		Total	
	Female	Male		Female	Male		
Certificate III in Carpentry	0	4	4			0	4
Certificate III in Commercial Cookery	6	4	10			0	10
Certificate III in Early Childhood Education and Care	6	3	9			0	9
Certificate III in Engineering - Fabrication Trade	0	3	3			0	3
Certificate III in Hospitality	6	0	6			0	6
Certificate III in Light Vehicle Mechanical Technology	0	1	1			0	1
Certificate III in Painting and Decorating	0	2	2			0	2
Certificate III in Plumbing	0	9	9			0	9
Certificate IV in Youth Work	4	5	9			0	9
Grand Total:	22	31	53	0	0	0	53

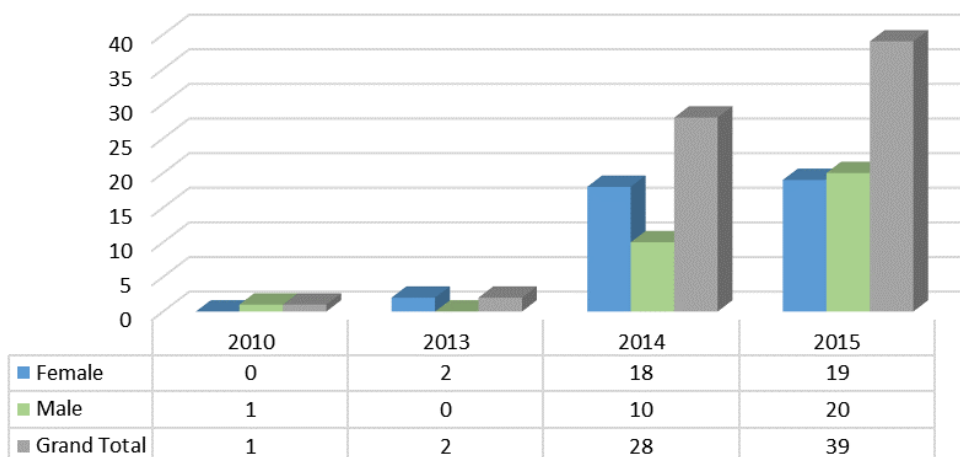
Samoa Graduates by Year and Gender



DFAT Subsidised Samoa Graduates by Year and Gender



Non-Subsidised Samoa Graduates by Year and Gender



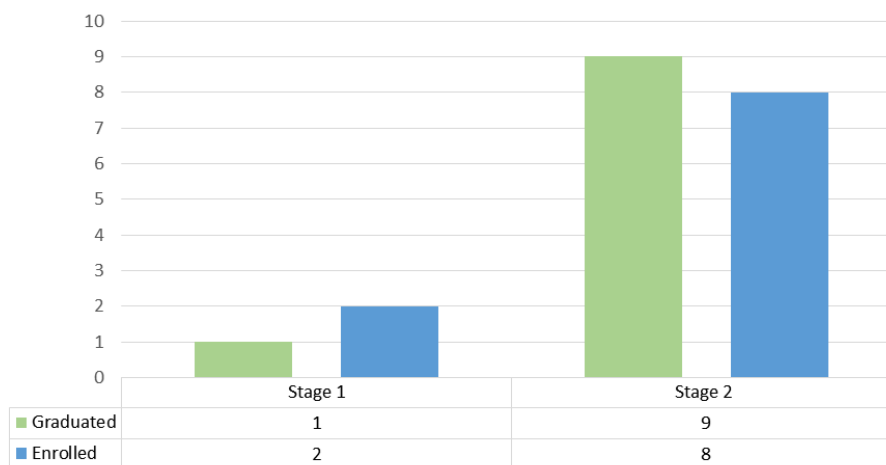
Migrations 2007 to date - Samoa Citizens	
Destination Country	Total
American Samoa	2
Australia	6
Cambodia	1
Fiji	2
New Zealand	24
Tonga	2
USA	2
Grand Total:	39

Stage 2 Total:	23
Stage 1 Total:	16
Total for Both Stages:	39

Migrations 2007 to date - Samoa Citizens by Course	
Course	Total
Certificate III in Carpentry	5
Certificate III in Commercial Cookery	5
Certificate III in Disability	4
Certificate III in Electrotechnology Electrician	2
Certificate III in Engineering - Fabrication Trade	4
Certificate III in Hairdressing	1
Certificate III in Home and Community Care/ Certificate III in Aged Care	2
Certificate III in Hospitality	6
Certificate III in Light Vehicle Mechanical Technology	3
Certificate III in Tourism	3
Certificate IV in Hospitality	2
Certificate IV in Training and Assessment	2
Certificate IV in Youth Work	1
Grand Total:	40

Stage 2 Total:	24
Stage 1 Total:	16
Total for Both Stages:	40

Samoa Special Needs Enrolments/Graduates by Stage



Non-Completions Samoa - 2007 to Date					
Course	Funding Source				Total
	DFAT Subsidised		Non-subsidised		
	Female	Male	Female	Male	
Certificate III in Allied Health Assistance/Certificate III in Health Services Assistance	3	1			4
Certificate III in Carpentry	0	6			6
Certificate III in Commercial Cookery	3	5			8
Certificate III in Disability	5	1			6
Certificate III in Early Childhood Education and Care	5	0			5
Certificate III in Electrotechnology Electrician	0	3			3
Certificate III in Engineering – Fabrication Trade	0	3			3
Certificate III in Engineering – Mechanical Trade	0	2			2
Certificate III in Engineering – Mechanical Trade (Fitting & Machining)	0	11			11
Certificate III in Engineering – Mechanical Trade (Refrigeration and Air-Conditioning)	0	4			4
Certificate III in Hairdressing	3	0			3
Certificate III in Home and Community Care/Certificate III in Aged Care	1	0			1
Certificate III in Hospitality	29	17			46
Certificate III in Hospitality (Lodge)	1	0			1
Certificate III in Light Vehicle Mechanical Technology	0	4			4
Certificate III in Nutrition and Dietetic Assistance	2	0			2
Certificate III in Plumbing	0	2	0	1	3
Certificate III in Tourism	3	1			4
Certificate III in Wall and Floor Tiling	0	1			1
Certificate IV in Business	3	1	1	0	5
Certificate IV in Hospitality	4	1			5
Certificate IV in Training and Assessment	2	4	2	5	13
Certificate IV in Youth Work	2	1			3
Diploma of Management	2	1			3
Diploma of Community Services Work	0	1	1	0	2
Diploma of Vocational Education and Training	2	1			3
Grand Total:	70	71	4	6	151
Stage 2 Total:	41	34	4	6	85
Stage 1 Total:	29	37	0	0	66
Total for Both Stages:	70	71	4	6	151

Cumulative Deferrals Samoa - 2007 to Date			
Course	Female	Male	Total
Certificate III in Allied Health Assistance / Certificate III in Health Services Assistance	2	0	2
Certificate III in Carpentry	0	1	1
Certificate III in Community Services Work	1	0	1
Certificate III in Disability	1	0	1
Certificate III in Engineering – Mechanical Trade (Refrigeration and Air-Conditioning)	0	1	1
Certificate III in Hospitality	1	0	1
Certificate III in Light Vehicle Mechanical Technology	0	2	2
Certificate III in Patisserie	1	0	1
Certificate III in Tourism	1	0	1
Certificate IV in Disability	1	0	1
Certificate IV in Youth Work	1	0	1
Grand Total:	9	4	13
Stage 2 Total:	8	4	12
Stage 1 Total:	1	0	1
Total for Both Stages:	9	4	13

Solomon Islands

Cumulative Applications Solomon Islands - 2007 to Date								
Course	Funding Source					Total	Total	
	DFAT Subsidised		Total	Non-subsidised				Total
	Female	Male		Female	Male			
Certificate III in Allied Health Assistance / Certificate III in Health Services Assistance	3	6	9			0	9	
Certificate III in Carpentry	1	450	451			0	451	
Certificate III in Commercial Cookery	131	83	214			0	214	
Certificate III in Community Services Work	63	70	133			0	133	
Certificate III in Disability	9	8	17			0	17	
Certificate III in Early Childhood Education and Care	491	59	550			0	550	
Certificate III in Electrotechnology Electrician	8	237	245	1	1	2	247	
Certificate III in Engineering – Fabrication Trade	0	35	35			0	35	
Certificate III in Engineering – Mechanical Trade (Diesel Fitting)	0	156	156	0	1	1	157	
Certificate III in Engineering – Mechanical Trade (Fitting & Machining)	1	22	23			0	23	
Certificate III in Engineering – Mechanical Trade (Refrigeration and Air-Conditioning)	1	44	45			0	45	
Certificate III in Formwork/Falsework	0	19	19	0	1	1	20	
Certificate III in Hairdressing	24	2	26			0	26	
Certificate III in Home and Community Care / Certificate III in Aged Care	24	9	33			0	33	
Certificate III in Hospitality	244	104	348			0	348	
Certificate III in Hospitality (Catering Operations)	5	5	10			0	10	
Certificate III in Hospitality (Lodge)	6	3	9			0	9	
Certificate III in Individual Support	5	2	7			0	7	
Certificate III in Light Vehicle Mechanical Technology	5	192	197			0	197	
Certificate III in Nutrition and Dietetic Assistance	3	1	4			0	4	
Certificate III in Painting and Decorating	30	40	70			0	70	
Certificate III in Patisserie	32	7	39			0	39	
Certificate III in Plumbing	4	61	65			0	65	
Certificate III in Tourism	152	148	300			0	300	
Certificate III in Wall and Floor Tiling	1	25	26			0	26	
Certificate IV in Business			0	4	0	4	4	
Certificate IV in Community Development	12	22	34	0	1	1	35	
Certificate IV in Disability	2	1	3			0	3	
Certificate IV in Hospitality	81	37	118			0	118	
Certificate IV in Leadership and Management	25	25	50			0	50	
Certificate IV in Youth Work	23	65	88			0	88	
Certificate IV Training and Assessment	15	19	34	21	58	79	113	
Diploma in Community Services Work	74	97	171			0	171	
Diploma of Children's Services (Early Childhood Education and Care)	65	6	71			0	71	
Diploma of Management	1	0	1			0	1	
Course not stated	11	11	22			0	22	
Grand Total:	1552	2071	3623	26	62	88	3711	
Stage 2 Total:	793	1214	2007	26	62	88	2095	
Stage 1 Total:	759	857	1616	0	0	0	1616	
Total for Both Stages	1552	2071	3623	26	62	88	3711	

Applications Solomon Islands - 2015 Calendar Year							
Course	Funding Source						Total
	DFAT Subsidised		Total	Non-subsidised		Total	
	Female	Male		Female	Male		
Certificate III in Allied Health Assistance / Certificate III in Health Services Assistance	0	2	2			0	2
Certificate III in Carpentry	0	63	63			0	63
Certificate III in Commercial Cookery	16	5	21			0	21
Certificate III in Community Services Work	22	28	50			0	50
Certificate III in Disability	1	0	1			0	1
Certificate III in Early Childhood Education and Care	100	13	113			0	113
Certificate III in Electrotechnology Electrician	1	15	16	1	0	1	17
Certificate III in Engineering – Fabrication Trade	0	3	3			0	3
Certificate III in Engineering – Mechanical Trade (Diesel Fitting)	0	13	13	0	1	1	14
Certificate III in Engineering – Mechanical Trade (Fitting & Machining)	0	3	3			0	3
Certificate III in Engineering – Mechanical Trade (Refrigeration and Air-Conditioning)	0	3	3			0	3
Certificate III in Home and Community Care / Certificate III in Aged Care	4	0	4			0	4
Certificate III in Hospitality	14	7	21			0	21
Certificate III in Hospitality (Catering Operations)	0	1	1			0	1
Certificate III in Hospitality (Lodge)	1	0	1			0	1
Certificate III in Individual Support	4	2	6			0	6
Certificate III in Light Vehicle Mechanical Technology	1	10	11			0	11
Certificate III in Painting and Decorating	0	3	3			0	3
Certificate III in Patisserie	0	1	1			0	1
Certificate III in Plumbing	0	5	5			0	5
Certificate III in Tourism	5	1	6			0	6
Certificate III in Wall and Floor Tiling	0	4	4			0	4
Certificate IV in Business			0	1	0	1	1
Certificate IV in Community Development	4	9	13			0	13
Certificate IV in Hospitality	3	1	4			0	4
Certificate IV in Leadership and Management	0	1	1			0	1
Certificate IV in Youth Work	7	10	17			0	17
Certificate IV Training and Assessment			0	7	15	22	22
Grand Total:	183	203	386	9	16	25	411

Applications Solomon Islands - 2016							
Course	Funding Source						Total
	DFAT Subsidised		Total	Non-subsidised		Total	
	Female	Male		Female	Male		
Certificate III in Allied Health Assistance / Certificate III in Health Services Assistance	1	1	2			0	2
Certificate III in Carpentry	0	12	12			0	12
Certificate III in Commercial Cookery	2	1	3			0	3
Certificate III in Community Services Work	0	3	3			0	3
Certificate III in Early Childhood Education and Care	26	1	27			0	27
Certificate III in Electrotechnology Electrician	0	14	14			0	14
Certificate III in Engineering – Mechanical Trade (Diesel Fitting)	0	5	5			0	5
Certificate III in Engineering – Mechanical Trade (Refrigeration and Air-Conditioning)	0	1	1			0	1
Certificate III in Hospitality	4	1	5			0	5
Certificate III in Individual Support	1	0	1			0	1
Certificate III in Light Vehicle Mechanical Technology	0	3	3			0	3
Certificate III in Painting and Decorating	0	2	2			0	2
Certificate III in Plumbing	3	1	4			0	4
Certificate III in Tourism	1	3	4			0	4
Certificate III in Wall and Floor Tiling	0	3	3			0	3
Certificate IV in Business			0	2	0	2	2
Certificate IV in Leadership and Management	25	24	49			0	49
Certificate IV in Youth Work	0	4	4			0	4
Certificate IV Training and Assessment	10	10	20			0	20
Grand Total:	73	89	162	2	0	2	164

Cumulative Enrolments Solomon Islands - 2007 to Date

Course	Funding Source						Total
	DFAT Subsidised		Total	Non-subsidised		Total	
	Female	Male		Female	Male		
Certificate III in Allied Health Assistance / Certificate III in Health Services Assistance	0	1	1			0	1
Certificate III in Carpentry	0	109	109			0	109
Certificate III in Commercial Cookery	24	27	51			0	51
Certificate III in Community Services Work	8	6	14			0	14
Certificate III in Disability	4	1	5			0	5
Certificate III in Early Childhood Education and Care	161	18	179			0	179
Certificate III in Electrotechnology Electrician	4	57	61	1	1	2	63
Certificate III in Engineering – Fabrication Trade	0	13	13			0	13
Certificate III in Engineering – Mechanical Trade (Diesel Fitting)	0	48	48	0	1	1	49
Certificate III in Engineering – Mechanical Trade (Fitting & Machining)	0	1	1			0	1
Certificate III in Engineering – Mechanical Trade (Refrigeration and Air-Conditioning)	0	16	16			0	16
Certificate III in Formwork/Falsework	0	37	37	0	1	1	38
Certificate III in Hairdressing	12	1	13			0	13
Certificate III in Home and Community Care / Certificate III in Aged Care	6	4	10			0	10
Certificate III in Hospitality	108	39	147			0	147
Certificate III in Hospitality (Lodge)	2	1	3			0	3
Certificate III in Light Vehicle Mechanical Technology	1	70	71			0	71
Certificate III in Painting and Decorating	8	18	26			0	26
Certificate III in Patisserie	12	0	12			0	12
Certificate III in Plumbing	1	23	24			0	24
Certificate III in Tourism	24	24	48			0	48
Certificate III in Wall and Floor Tiling	1	10	11			0	11
Certificate IV in Business			0	3	0	3	3
Certificate IV in Community Development	2	0	2			0	2
Certificate IV in Hospitality	28	17	45			0	45
Certificate IV in Leadership and Management			0	21	23	44	44
Certificate IV in Training and Assessment	7	5	12	30	63	93	105
Certificate IV in Youth Work	6	23	29			0	29
Diploma of Children's Services (Early Childhood Education and Care)	7	1	8			0	8
Diploma of Community Services Work	5	8	13			0	13
Grand Total:	431	578	1009	55	89	144	1153

Stage 2 Total:	296	415	711	55	89	144	855
Stage 1 Total:	135	163	298	0	0	0	298

Total for Both Stages:	431	578	1009	55	89	144	1153
-------------------------------	------------	------------	-------------	-----------	-----------	------------	-------------

Enrolments Solomon Islands - 2015 Calendar Year							
Course	Funding Source						Total
	DFAT Subsidised		Total	Non-subsidised		Total	
	Female	Male		Female	Male		
Certificate III in Allied Health Assistance / Certificate III in Health Services Assistance	0	1	1			0	1
Certificate III in Commercial Cookery	3	4	7			0	7
Certificate III in Community Services Work	8	6	14			0	14
Certificate III in Early Childhood Education and Care	39	8	47			0	47
Certificate III in Electrotechnology Electrician	0	2	2			0	2
Certificate III in Engineering – Fabrication Trade	0	1	1			0	1
Certificate III in Engineering – Mechanical Trade (Diesel Fitting)	0	2	2			0	2
Certificate III in Engineering – Mechanical Trade (Refrigeration and Air-Conditioning)	0	4	4			0	4
Certificate III in Home and Community Care / Certificate III in Aged Care	2	1	3			0	3
Certificate III in Hospitality	8	0	8			0	8
Certificate III in Plumbing	1	12	13			0	13
Certificate III in Tourism	1	3	4			0	4
Certificate IV in Business			0	1	0	1	1
Certificate IV in Community Development	2	0	2			0	2
Certificate IV Training and Assessment			0	7	15	22	22
Grand Total:	64	44	108	8	15	23	131

Current Enrolments Solomon Islands - 2016							
Course	Funding Source						Total
	DFAT Subsidised		Total	Non-subsidised		Total	
	Female	Male		Female	Male		
Certificate III in Carpentry	0	15	15			0	15
Certificate III in Commercial Cookery	2	1	3			0	3
Certificate III in Early Childhood Education and Care	22	1	23			0	23
Certificate III in Electrotechnology Electrician	0	1	1	1	1	2	3
Certificate III in Engineering – Fabrication Trade	0	1	1			0	1
Certificate III in Engineering – Mechanical Trade (Diesel Fitting)	0	1	1	0	1	1	2
Certificate III in Engineering – Mechanical Trade (Fitting & Machining)	0	1	1			0	1
Certificate III in Hospitality	6	0	6			0	6
Certificate III in Light Vehicle Mechanical Technology	0	1	1			0	1
Certificate III in Plumbing	0	1	1			0	1
Certificate III in Wall and Floor Tiling	0	2	2			0	2
Certificate IV in Business			0	2	0	2	2
Certificate IV in Leadership and Management			0	21	23	44	44
Certificate IV in Youth Work	0	5	5			0	5
Certificate IV in Training and Assessment			0	10	10	20	20
Grand Total:	30	30	60	34	35	69	129

Cumulative Graduates Solomon Islands - 2007 to Date

Course	Funding Source						Total
	DFAT Subsidised		Total	Non-subsidised		Total	
	Female	Male		Female	Male		
Certificate III in Allied Health Assistance/Certificate III in Health Services Assistance	0	1	1			0	1
Certificate III in Carpentry	0	104	104			0	104
Certificate III in Commercial Cookery	23	27	50			0	50
Certificate III in Community Services Work	8	6	14			0	14
Certificate III in Disability	4	1	5			0	5
Certificate III in Early Childhood Education and Care	152	15	167			0	167
Certificate III in Electrotechnology Electrician	4	55	59	1	1	2	61
Certificate III in Engineering – Fabrication Trade	0	13	13			0	13
Certificate III in Engineering – Mechanical Trade (Diesel Fitting)	0	47	47	0	1	1	48
Certificate III in Engineering – Mechanical Trade (Fitting and Machining)	0	1	1			0	1
Certificate III in Engineering – Mechanical Trade (Refrigeration and Air-Conditioning)	0	16	16			0	16
Certificate in Formwork/Falsework	0	33	33	0	1	1	34
Certificate III in Hairdressing	12	1	13			0	13
Certificate III in Home and Community Care / Certificate III in Aged Care	6	4	10			0	10
Certificate III in Hospitality	100	36	136			0	136
Certificate III in Hospitality (Lodge)	2	1	3			0	3
Certificate III in Light Vehicle Mechanical Technology	1	59	60			0	60
Certificate III in Painting and Decorating	8	18	26			0	26
Certificate III in Patisserie	12	0	12			0	12
Certificate III in Plumbing	1	23	24			0	24
Certificate III in Tourism	24	22	46			0	46
Certificate III in Wall and Floor Tiling	1	10	11			0	11
Certificate IV in Community Development	2	0	2			0	2
Certificate IV in Hospitality	28	17	45			0	45
Certificate IV in Leadership and Management			0	15	21	36	36
Certificate IV in Training and Assessment	7	5	12	21	46	67	79
Certificate IV in Youth Work	5	23	28			0	28
Diploma of Children's Services (Early Childhood Education and Care)	7	1	8			0	8
Diploma of Community Services Work	5	7	12			0	12
Grand Total:	412	546	958	37	70	107	1065

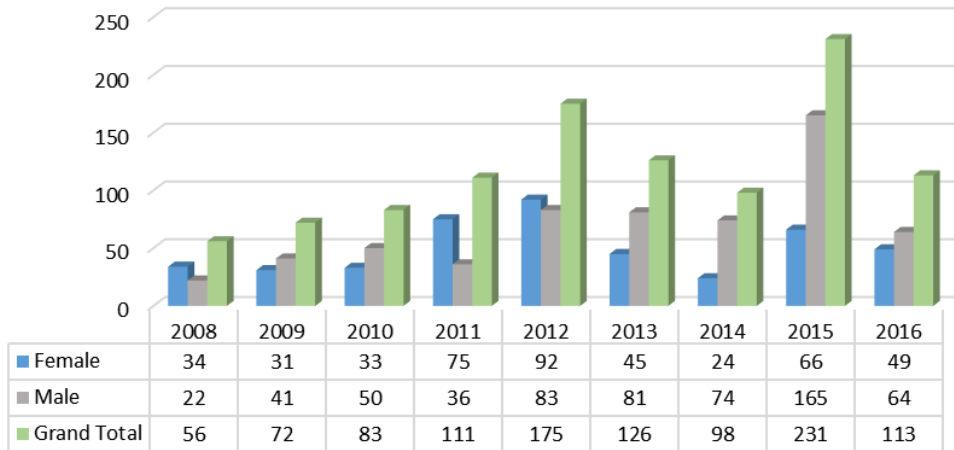
Stage 2 Total:	285	411	696	37	70	107	803
Stage 1 Total:	127	135	262	0	0	0	262

Total for Both Stages:	412	546	958	37	70	107	1065
-------------------------------	------------	------------	------------	-----------	-----------	------------	-------------

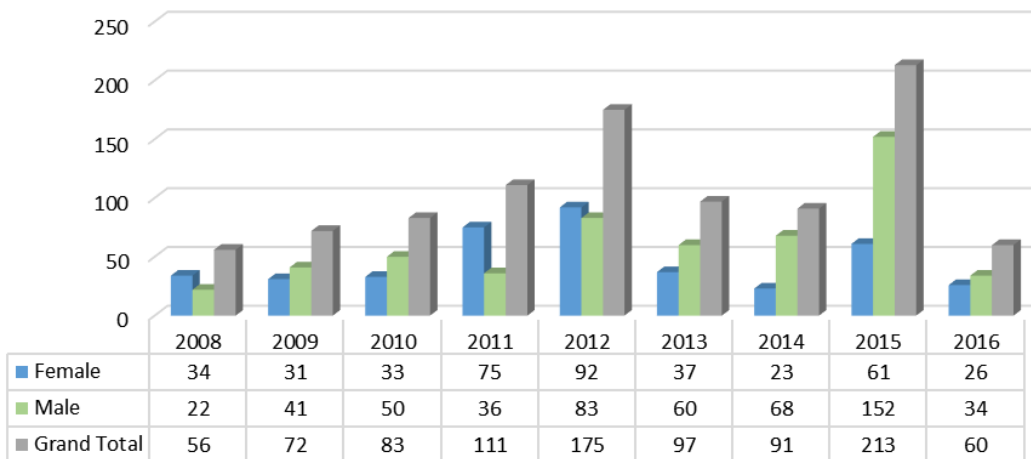
Graduates Solomon Islands - 2015 Calendar Year							
Course	Funding Source						Total
	DFAT Subsidised		Total	Non-subsidised		Total	
	Female	Male		Female	Male		
Certificate III in Allied Health Assistance/Certificate III in Health Services Assistance	0	1	1			0	1
Certificate III in Carpentry	0	15	15			0	15
Certificate III in Commercial Cookery	3	4	7			0	7
Certificate III in Community Services Work	8	6	14			0	14
Certificate III in Early Childhood Education and Care	37	7	44			0	44
Certificate III in Electrotechnology Electrician	0	8	8			0	8
Certificate III in Engineering – Fabrication Trade	0	3	3			0	3
Certificate III in Engineering – Mechanical Trade (Diesel Fitting)	0	7	7			0	7
Certificate III in Engineering – Mechanical Trade (Refrigeration and Air-Conditioning)	0	8	8			0	8
Certificate III in Formwork/Falsework	0	33	33	0	1	1	34
Certificate III in Home and Community Care / Certificate III in Aged Care	2	1	3			0	3
Certificate III in Hospitality	7	0	7			0	7
Certificate III in Light Vehicle Mechanical Technology	1	28	29			0	29
Certificate III in Painting and Decorating	0	10	10			0	10
Certificate III in Plumbing	0	12	12			0	12
Certificate III in Tourism	1	3	4			0	4
Certificate III in Wall and Floor Tiling	0	6	6			0	6
Certificate IV in Community Development	2	0	2			0	2
Certificate IV in Training and Assessment			0	5	12	17	17
Grand Total:	61	152	213	5	13	18	231

Graduates Solomon Islands - 2016 Calendar Year to Date							
Course	Funding Source						Total
	DFAT Subsidised		Total	Non-subsidised		Total	
	Female	Male		Female	Male		
Certificate III in Carpentry	0	15	15			0	15
Certificate III in Commercial Cookery	2	1	3			0	3
Certificate III in Early Childhood Education and Care	17	0	17			0	17
Certificate III in Electrotechnology Electrician	0	1	1	1	1	2	3
Certificate III in Engineering - Fabrication Trade	0	1	1			0	1
Certificate III in Engineering - Mechanical Trade (Diesel Fitting)	0	1	1	0	1	1	2
Certificate III in Engineering - Mechanical Trade (Fitting and Machining)	0	1	1			0	1
Certificate III in Hospitality	6	0	6			0	6
Certificate III in Light Vehicle Mechanical Technology	0	1	1			0	1
Certificate III in Plumbing	1	6	7			0	7
Certificate III in Wall and Floor Tiling	0	2	2			0	2
Certificate IV in Leadership and Management			0	15	21	36	36
Certificate IV in Training and Assessment			0	7	7	14	14
Certificate IV in Youth Work	0	5	5			0	5
Grand Total:	26	34	60	23	30	53	113

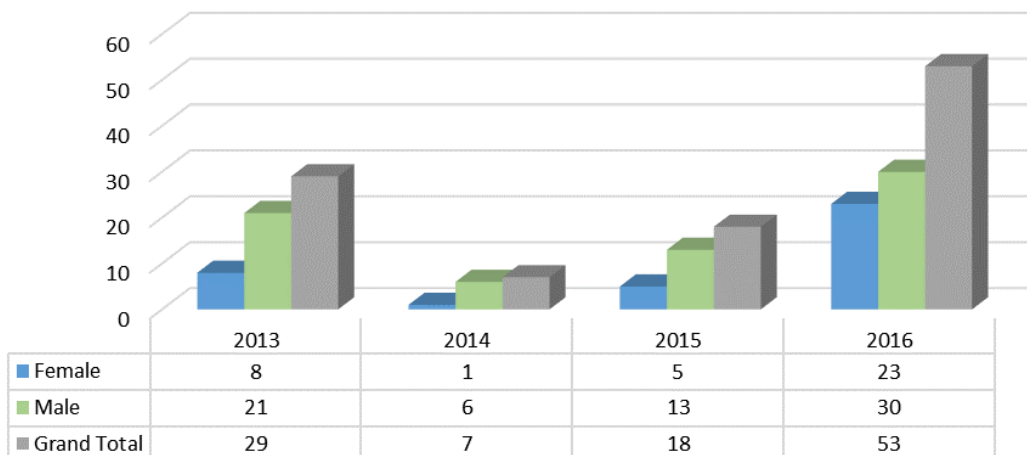
Solomon Islands Graduates by Year and Gender



DFAT Subsidised Solomon Islands Graduates by Year and Gender



Non-Subsidised Solomon Islands Graduates by Year and Gender



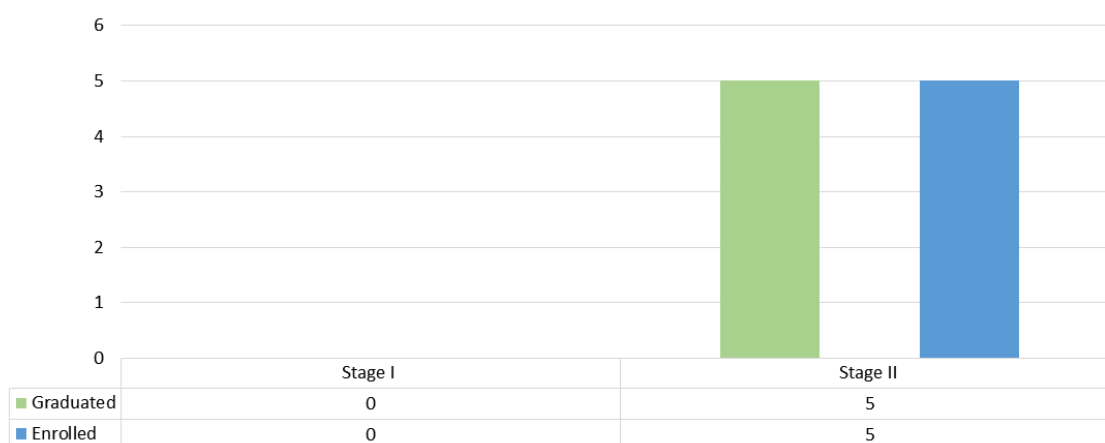
Migrations 2007 to date - Solomon Island Citizens	
Destination Country	Total
Australia	2
Canada	3
New Zealand	1
PNG	1
Vanuatu	4
Grand Total:	11

Stage 2 Total:	4
Stage 1 Total:	7
Total for Both Stages:	11

Migrations 2007 to date - Solomon Islands Citizens by Course	
Course	Total
Certificate III in Commercial Cookery	1
Certificate III in Early Childhood Education and Care	2
Certificate III in Hairdressing	2
Certificate III in Hospitality	4
Certificate III in Tourism	2
Grand Total:	11

Stage 2 Total:	4
Stage 1 Total:	7
Total for Both Stages:	11

Solomon Islands Special Needs Enrolments/Graduates by Stage



Non-Completions Solomon Islands - 2007 to Date					
Course	Funding Source				Total
	DFAT Subsidised		Non-subsidised		
	Female	Male	Female	Male	
Certificate III in Carpentry	0	5			5
Certificate III in Children's Services	1	1			2
Certificate III in Commercial Cookery	1	0			1
Certificate III in Early Childhood Education and Care	8	2			10
Certificate III in Electrotechnology Electrician	0	2			2
Certificate III in Engineering - Mechanical Trade (Diesel Fitting)	0	1			1
Certificate III in Formwork/Falsework	0	4			4
Certificate III in Hospitality	8	3			11
Certificate III in Light Vehicle Mechanical Technology	0	11			11
Certificate III in Tourism	0	2			2
Certificate IV in Business			1	0	1
Certificate IV in Leadership and Management			5	2	7
Certificate IV Training and Assessment			6	14	20
Certificate IV in Youth Work	1	0			1
Diploma of Community Services Work	0	1			1
Grand Total:	19	32	12	16	79
Stage 2 Total:	14	24	12	16	66
Stage 1 Total:	5	8	0	0	13
Total for Both Stages:	19	32	12	16	79

Cumulative Deferrals Solomon Islands - 2007 to Date			
Course	Female	Male	Total
Certificate III in Carpentry	0	4	4
Certificate III in Commercial Cookery	1	0	1
Certificate III in Community Services Work	3	1	4
Certificate III in Early Childhood Education and Care	6	0	6
Certificate III in Electrotechnology Electrician	0	1	1
Certificate III in Engineering – Mechanical Trade (Refrigeration and Air-Conditioning)	0	1	1
Certificate III in Hairdressing	1	0	1
Certificate III in Home and Community Care/Certificate III in Aged Care	0	1	1
Certificate III in Hospitality	2	0	2
Certificate III in Light Vehicle Mechanical Technology	0	2	2
Certificate III in Plumbing	0	2	2
Certificate III in Tourism	1	1	2
Certificate IV in Hospitality (Supervision)	1	0	1
Certificate IV in Youth Work	0	1	1
Grand Total:	15	14	29
Stage 2 Total:	13	13	26
Stage 1 Total:	2	1	3
Total for Both Stages:	15	14	29

Vanuatu

Cumulative Applications Vanuatu - 2007 to Date							
Course	Funding Source						Total
	DFAT Subsidised		Total	Non-subsidised		Total	
	Female	Male		Female	Male		
Certificate III in Allied Health Assistance / Certificate III in Health Services Assistance	7	4	11			0	11
Certificate III in Carpentry	4	270	274			0	274
Certificate III in Commercial Cookery	88	129	217			0	217
Certificate III in Community Services Work	15	24	39			0	39
Certificate III in Disability	3	2	5			0	5
Certificate III in Early Childhood Education and Care	472	62	534	1	0	1	535
Certificate III in Electrotechnology Electrician	9	87	96			0	96
Certificate III in Engineering – Fabrication Trade	3	42	45			0	45
Certificate III in Engineering – Mechanical Trade (Diesel Fitting)	0	26	26			0	26
Certificate III in Engineering – Mechanical Trade (Fitting & Machining)	4	19	23			0	23
Certificate III in Engineering – Mechanical Trade (Refrigeration and Air-Conditioning)	1	30	31			0	31
Certificate III in Hairdressing	9	0	9			0	9
Certificate III in Home and Community Care / Certificate III in Aged Care	3	0	3			0	3
Certificate III in Hospitality	277	107	384	1	0	1	385
Certificate III in Hospitality (Lodge)	28	6	34			0	34
Certificate III in Individual Support	1	0	1			0	1
Certificate III in Light Vehicle Mechanical Technology	2	113	115			0	115
Certificate III in Nutrition and Dietetic Assistance	2	0	2			0	2
Certificate III in Painting and Decorating	32	18	50			0	50
Certificate III in Patisserie	6	21	27			0	27
Certificate III in Plumbing	0	33	33			0	33
Certificate III in Tourism	209	123	332			0	332
Certificate III in Wall and Floor Tiling	8	23	31			0	31
Certificate IV in Business	4	11	15	6	1	7	22
Certificate IV in Community Development	37	47	84			0	84
Certificate IV in Disability	2	1	3			0	3
Certificate IV in Hospitality	105	47	152			0	152
Certificate IV in Leadership and Management	2	1	3			0	3
Certificate IV in Youth Work	59	48	107			0	107
Certificate IV Training and Assessment	42	77	119	80	99	179	298
Diploma of Children's Services	103	6	109			0	109
Diploma in Community Services Work	28	33	61			0	61
Diploma of Management	35	74	109	5	15	20	129
Diploma of Vocational Education and Training			0	5	1	6	6
Course Not Stated	18	28	46			0	46
Grand Total:	1618	1512	3130	98	116	214	3344

Stage 2 Total:	835	814	1649	98	116	214	1863
Stage 1 Total:	783	698	1481	0	0	0	1481

Total for Both Stages	1618	1512	3130	98	116	214	3344
------------------------------	-------------	-------------	-------------	-----------	------------	------------	-------------

Applications Vanuatu - 2015 Calendar Year							
Course	Funding Source						Total
	DFAT Subsidised		Total	Non-subsidised		Total	
	Female	Male		Female	Male		
Certificate III in Allied Health Assistance / Certificate III in Health Services Assistance	4	1	5			0	5
Certificate III in Carpentry	1	15	16			0	16
Certificate III in Commercial Cookery	6	11	17			0	17
Certificate III in Community Services Work	1	5	6			0	6
Certificate III in Early Childhood Education and Care	31	1	32			0	32
Certificate III in Electrotechnology Electrician	1	2	3			0	3
Certificate III in Engineering – Fabrication Trade	0	3	3			0	3
Certificate III in Engineering – Mechanical Trade (Diesel Fitting)	0	3	3			0	3
Certificate III in Engineering – Mechanical Trade (Fitting & Machining)	0	3	3			0	3
Certificate III in Engineering – Mechanical Trade (Refrigeration and Air-Conditioning)	0	2	2			0	2
Certificate III in Hospitality	30	9	39			0	39
Certificate III in Hospitality (Lodge)	8	0	8				8
Certificate III in Individual Support	1	0	1			0	1
Certificate III in Light Vehicle Mechanical Technology	0	8	8			0	8
Certificate III in Patisserie	1	1	2			0	2
Certificate III in Plumbing	0	1	1			0	1
Certificate III in Tourism	24	11	35			0	35
Certificate III in Wall and Floor Tiling	0	2	2				2
Certificate IV in Business	1	1	2	1	0	1	3
Certificate IV in Community Development	4	13	17			0	17
Certificate IV in Disability	2	1	3			0	3
Certificate IV in Hospitality	23	12	35			0	35
Certificate IV in Youth Work	7	7	14			0	14
Certificate IV Training and Assessment		2	2	11	12	23	25
Diploma of Management	6	10	16			0	16
Grand Total:	151	124	275	12	12	24	299

Applications Vanuatu - 2016							
Course	Funding Source						Total
	DFAT Subsidised		Total	Non-subsidised		Total	
	Female	Male		Female	Male		
Certificate III in Carpentry	0	4	4			0	4
Certificate III in Commercial Cookery	1	6	7			0	7
Certificate III in Community Services Work	0	1	1				1
Certificate III in Early Childhood Education and Care	12	0	12			0	12
Certificate III in Electrotechnology Electrician	0	3	3			0	3
Certificate III in Engineering – Fabrication Trade	0	2	2			0	2
Certificate III in Engineering – Mechanical Trade (Diesel Fitting)	0	1	1				1
Certificate III in Engineering – Mechanical Trade (Fitting & Machining)	0	2	2			0	2
Certificate III in Hospitality	4	5	9			0	9
Certificate III in Hospitality (Lodge)	0	1	1			0	1
Certificate III in Light Vehicle Mechanical Technology	0	2	2			0	2
Certificate III in Plumbing	0	1	1			0	1
Certificate III in Tourism	8	3	11			0	11
Certificate IV in Community Development	2	0	2				2
Certificate IV in Business			0	1	0	1	1
Certificate IV in Leadership and Management	2	1	3			0	3
Certificate IV in Youth Work	2	1	3			0	3
Grand Total:	31	33	64	1	0	1	65

Cumulative Enrolments Vanuatu - 2007 to Date							
Course	Funding Source						Total
	DFAT Subsidised		Total	Non-subsidised		Total	
	Female	Male		Female	Male		
Certificate III in Allied Health Assistance / Certificate III in Health Services Assistance	3	1	4			0	4
Certificate III in Carpentry	0	116	116			0	116
Certificate III in Commercial Cookery	35	74	109			0	109
Certificate III in Community Services Work	2	6	8			0	8
Certificate III in Disability	1	0	1			0	1
Certificate III in Early Childhood Education and Care	201	19	220			0	220
Certificate III in Electrotechnology Electrician	1	19	20			0	20
Certificate III in Engineering – Fabrication Trade	0	12	12			0	12
Certificate III in Engineering – Mechanical Trade (Diesel Fitting)	0	10	10			0	10
Certificate III in Engineering – Mechanical Trade (Fitting & Machining)	1	2	3			0	3
Certificate III in Engineering – Mechanical Trade (Refrigeration and Air-Conditioning)	1	11	12			0	12
Certificate III in Hairdressing	3	0	3			0	3
Certificate III in Hospitality	210	104	314	1	0	1	315
Certificate III in Hospitality (Lodge)	10	3	13			0	13
Certificate III in Light Vehicle Mechanical Technology	1	35	36			0	36
Certificate III in Painting and Decorating	14	10	24			0	24
Certificate III in Patisserie	0	2	2			0	2
Certificate III in Plumbing	0	7	7			0	7
Certificate III in Tourism	105	77	182			0	182
Certificate III in Wall and Floor Tiling	3	13	16			0	16
Certificate IV in Business	2	1	3	6	1	7	10
Certificate IV in Community Development	12	15	27			0	27
Certificate IV in Disability	0	1	1			0	1
Certificate IV in Hospitality	46	27	73			0	73
Certificate IV in Youth Work	37	28	65			0	65
Certificate IV Training and Assessment	37	59	96	60	74	134	230
Diploma of Children's Services	40	4	44				44
Diploma of Community Services Work	10	14	24			0	24
Diploma of Management	13	47	60	2	11	13	73
Diploma of Vocational Education and Training			0	5	1	6	6
Grand Total:	788	717	1505	74	87	161	1666
Stage 2 Total:	438	396	834	71	86	157	991
Stage 1 Total:	350	321	671	3	1	4	675
Total for Both Stages	788	717	1505	74	87	161	1666

Enrolments Vanuatu - 2015 Calendar Year							
Course	Funding Source						Total
	DFAT Subsidised		Total	Non-subsidised		Total	
	Female	Male		Female	Male		
Certificate III in Allied Health Assistance / Certificate III in Health Services Assistance	2	0	2			0	2
Certificate III in Carpentry	0	12	12			0	12
Certificate III in Commercial Cookery	6	4	10			0	10
Certificate III in Early Childhood Education and Care	26	2	28			0	28
Certificate III in Electrotechnology Electrician	0	3	3			0	3
Certificate III in Engineering – Fabrication Trade	0	3	3			0	3
Certificate III in Engineering – Mechanical Trade (Diesel Fitting)	0	1	1			0	1
Certificate III in Engineering - Mechanical Trade (Fitting and Machining)	0	1	1			0	1
Certificate III in Hospitality	23	8	31			0	31
Certificate III in Light Vehicle Mechanical Technology	0	7	7			0	7
Certificate III in Plumbing	0	4	4			0	4
Certificate III in Tourism	14	8	22			0	22
Certificate III in Wall and Floor Tiling	0	2	2			0	2
Certificate IV in Business	2	1	3	3	0	3	6
Certificate IV in Community Development	5	5	10			0	10
Certificate IV in Training and Assessment			0	10	10	20	20
Certificate IV in Youth Work	10	10	20				20
Diploma of Vocational Education and Training			0	5	1	6	6
Grand Total:	88	71	159	18	11	29	188

Current Enrolments Vanuatu - 2016							
Course	Funding Source						Total
	DFAT Subsidised		Total	Non-subsidised		Total	
	Female	Male		Female	Male		
Certificate III in Carpentry	0	2	2			0	2
Certificate III in Commercial Cookery	1	2	3			0	3
Certificate III in Early Childhood Education and Care	9	0	9			0	9
Certificate III in Electrotechnology Electrician	1	1	2			0	2
Certificate III in Hospitality	4	0	4			0	4
Certificate III in Painting and Decorating	0	1	1			0	1
Certificate III in Tourism	13	8	21			0	21
Certificate III in Wall and Floor Tiling	0	2	2			0	2
Certificate IV in Business			0	4	1	5	5
Certificate IV in Youth Work	2	3	5			0	5
Grand Total:	30	19	49	4	1	5	54

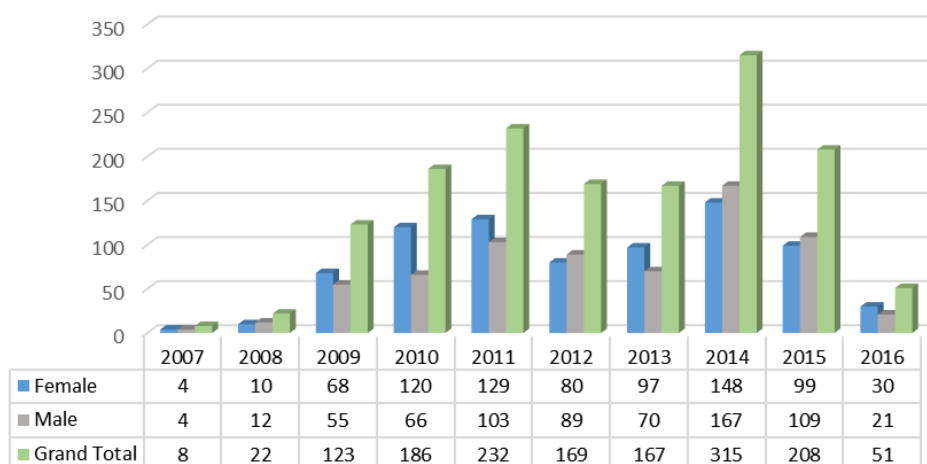
Cumulative Graduates Vanuatu - 2007 to Date

Course	Funding Source						Total
	DFAT Subsidised		Total	Non-subsidised		Total	
	Female	Male		Female	Male		
Certificate III in Allied Health Assistance/Certificate III in Health Services Assistance	3	1	4			0	4
Certificate III in Carpentry	0	110	110			0	110
Certificate III in Commercial Cookery	33	69	102			0	102
Certificate III in Community Services Work	2	3	5			0	5
Certificate III in Disability	1	0	1			0	1
Certificate III in Early Childhood Education and Care	190	17	207			0	207
Certificate III in Electrotechnology Electrician	1	17	18			0	18
Certificate III in Engineering – Fabrication Trade	0	11	11			0	11
Certificate III in Engineering – Mechanical Trade (Diesel Fitting)	0	9	9			0	9
Certificate III in Engineering – Mechanical Trade (Fitting & Machining)	1	2	3			0	3
Certificate III in Engineering – Mechanical Trade (Refrigeration and Air-Conditioning)	1	9	10			0	10
Certificate III in Hairdressing	3	0	3			0	3
Certificate III in Hospitality	188	72	260	1	0	1	261
Certificate III in Hospitality (Lodge)	10	3	13			0	13
Certificate III in Light Vehicle Mechanical Technology	1	33	34			0	34
Certificate III in Nutrition and Dietetic Assistance			0			0	0
Certificate III in Painting and Decorating	13	9	22			0	22
Certificate III in Patisserie	0	2	2			0	2
Certificate III in Plumbing	0	6	6			0	6
Certificate III in Tourism	95	65	160			0	160
Certificate III in Wall and Floor Tiling	3	11	14			0	14
Certificate IV in Community Development	12	15	27				27
Certificate IV in Disability	0	1	1			0	1
Certificate IV in Hospitality	43	19	62			0	62
Certificate IV in Training and Assessment	33	46	79			0	79
Certificate IV in Youth Work	35	26	61	56	71	127	188
Diploma of Children's Services (Early Childhood Education and Care)	36	4	40			0	40
Diploma of Community Services Work	9	13	22			0	22
Diploma of Management	13	41	54	2	11	13	67
Grand Total:	726	614	1340	59	82	141	1481
Stage 2 Total:	426	392	818	58	81	139	957
Stage 1 Total:	300	222	522	1	1	2	524
Total for Both Stages:	726	614	1340	59	82	141	1481

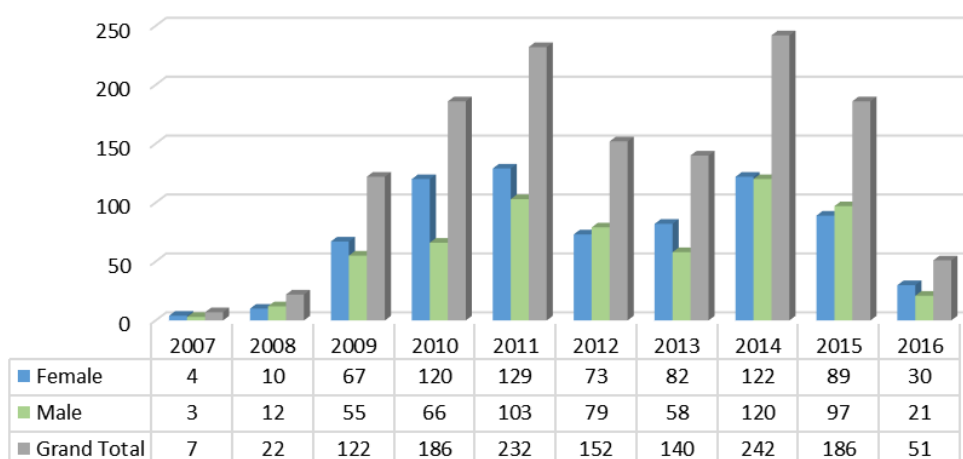
Graduates Vanuatu - 2015 Calendar Year							
Course	Funding Source						Total
	DFAT Subsidised		Total	Non-subsidised		Total	
	Female	Male		Female	Male		
Certificate III in Allied Health Assistance/Certificate III in Health Services Assistance	2	0	2			0	2
Certificate III in Carpentry	0	19	19			0	19
Certificate III in Commercial Cookery	5	4	9			0	9
Certificate III in Early Childhood Education and Care	26	1	27			0	27
Certificate III in Electrotechnology Electrician	0	6	6			0	6
Certificate III in Engineering – Fabrication Trade	0	4	4			0	4
Certificate III in Engineering – Mechanical Trade (Diesel Fitting)	0	4	4			0	4
Certificate III in Engineering – Mechanical Trade (Fitting & Machining)	0	1	1			0	1
Certificate III in Hospitality	22	8	30			0	30
Certificate III in Light Vehicle Mechanical Technology	0	8	8			0	8
Certificate III in Painting and Decorating	0	2	2			0	2
Certificate III in Plumbing	0	3	3			0	3
Certificate III in Tourism	14	8	22			0	22
Certificate III in Wall and Floor Tiling	0	3	3			0	3
Certificate IV in Community Development	5	5	10			0	10
Certificate IV in Youth Work	9	10	19			0	19
Certificate IV in Training and Assessment			0	10	10	20	20
Diploma of Management	6	11	17	0	2	2	19
Grand Total:	89	97	186	10	12	22	208

Graduates Vanuatu - 2016 Calendar Year to Date							
Course	Funding Source						Total
	DFAT Subsidised		Total	Non-subsidised		Total	
	Female	Male		Female	Male		
Certificate III in Carpentry	0	2	2			0	2
Certificate III in Commercial Cookery	1	2	3			0	3
Certificate III in Early Childhood Education and Care	9	0	9			0	9
Certificate III in Electrotechnology Electrician	1	1	2			0	2
Certificate III in Hospitality	4	0	4			0	4
Certificate III in Painting and Decorating	0	1	1			0	1
Certificate III in Plumbing	0	2	2			0	2
Certificate III in Tourism	13	8	21			0	21
Certificate III in Wall and Floor Tiling	0	2	2			0	2
Certificate IV in Youth Work	2	3	5			0	5
Grand Total:	30	21	51	0	0	0	51

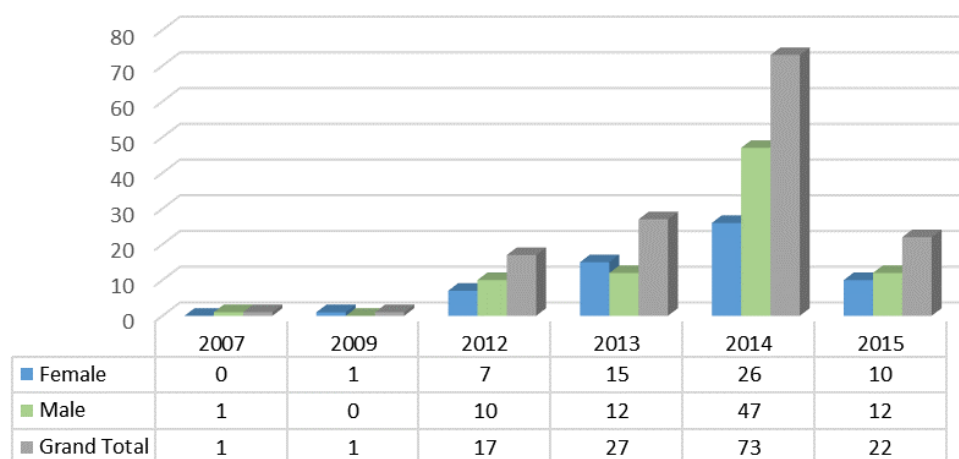
Vanuatu Graduates by Year and Gender



DFAT Subsidised Vanuatu Graduates by Year and Gender



Non-Subsidised Vanuatu Graduates by Year and Gender

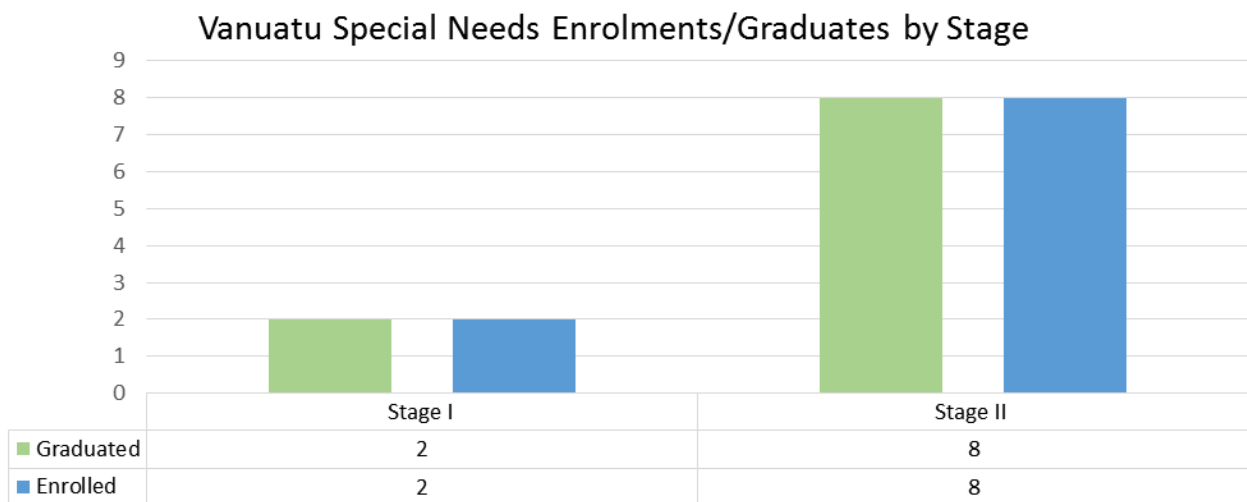


Migrations 2007 to date - Vanuatu Citizens	
Destination Country	Total
Australia	19
Fiji	1
Marshall Islands	1
New Zealand	5
Norfolk Islands	1
Samoa	1
Not Defined	7
Grand Total:	35

Stage 2 Total:	18
Stage 1 Total:	17
Total for Both Stages:	35

Migrations Stage 2 - Vanuatu Citizens by Course	
Course	Total
Certificate III in Carpentry	1
Certificate III in Commercial Cookery	4
Certificate III in Hospitality	5
Certificate III in Hospitality (Lodge)	1
Certificate III in Tourism	9
Certificate IV in Hospitality	6
Certificate IV in Training and Assessment	10
Certificate IV in Youth Work	2
Diploma of Management	4
Grand Total:	42

Stage 2 Total:	20
Stage 1 Total:	22
Total for Both Stages:	42



Non-Completions Vanuatu - 2007 to Date					
Course	Funding Source				Total
	DFAT Subsidised		Non-subsidised		
	Female	Male	Female	Male	
Certificate III in Carpentry	0	6			6
Certificate III in Commercial Cookery	1	4			5
Certificate III in Community Services Work	0	3			3
Certificate III in Early Childhood Education and Care	12	2			14
Certificate III in Electrotechnology Electrician	0	2			2
Certificate III in Engineering – Fabrication Trade	0	1			1
Certificate III in Engineering – Mechanical Trade (Diesel Fitting)	0	1			1
Certificate III in Engineering – Mechanical Trade (Refrigeration and Air-Conditioning)	0	2			2
Certificate III in Hospitality	22	32			54
Certificate III in Light Vehicle Mechanical Technology	0	2			2
Certificate III in Painting and Decorating	1	1			2
Certificate III in Plumbing	0	1			1
Certificate III in Tourism	10	12			22
Certificate III in Wall and Floor Tiling	0	2			2
Certificate IV in Business			2	1	3
Certificate IV in Hospitality	3	8			11
Certificate IV in Youth Work	2	2			4
Certificate IV Training and Assessment	4	12	4	4	24
Diploma of Children's Services (Early Childhood Education and Care)	4	0			4
Diploma of Community Services Work	1	1			2
Diploma of Management	0	6			6
Grand Total:	60	100	6	5	171

Stage 2 Total:	18	33	5	5	61
Stage 1 Total:	42	67	1	0	110

Total for Both Stages:	60	100	6	5	171
-------------------------------	-----------	------------	----------	----------	------------

Cumulative Deferrals Vanuatu - 2007 to Date			
Course	Female	Male	Total
Certificate III in Community Services Work	0	3	3
Certificate III in Early Childhood Education and Care	1	0	1
Certificate III in Electrotechnology Electrician	0	1	1
Certificate III in Hospitality	1	0	1
Certificate III in Light Vehicle Mechanical Technology	0	1	1
Certificate III in Plumbing	0	2	2
Certificate III in Tourism	4	0	4
Certificate IV in Community Development	3	2	5
Certificate IV in Hospitality	1	0	1
Diploma of Children's Services	1	0	1
Grand Total:	11	9	20

Stage 2 Total:	9	9	18
Stage 1 Total:	2	0	2

Total for Both Stages:	11	9	20
-------------------------------	-----------	----------	-----------

Cook Islands

Cumulative Applications Cook Islands - 2007 to Date							
Course	Funding Source						Total
	DFAT Subsidised		Total	Non-subsidised		Total	
	Female	Male		Female	Male		
Certificate III in Hospitality (Lodge)	1	0	1			0	1
Grand Total:	1	0	1	0	0	0	1
Stage 2 Total:	0	0	0	0	0	0	0
Stage 1 Total:	1	0	1	0	0	0	1
Total for Both Stages:	1	0	1	0	0	0	1

Applications Cook Islands - 2015 Calendar Year							
Course	Funding Source						Total
	DFAT Subsidised		Total	Non-subsidised		Total	
	Female	Male		Female	Male		
None			0			0	0
Grand Total:	0	0	0	0	0	0	0

Applications Cook Islands - 2016							
Course	Funding Source						Total
	DFAT Subsidised		Total	Non-subsidised		Total	
	Female	Male		Female	Male		
None			0			0	0
Grand Total:	0	0	0	0	0	0	0

Cumulative Enrolments Cook Islands - 2007 to Date							
Course	Funding Source						Total
	DFAT Subsidised		Total	Non-subsidised		Total	
	Female	Male		Female	Male		
Certificate IV in Training and Assessment	1	0	1			0	1
Grand Total:	1	0	1	0	0	0	1
Stage 2 Total:	0	0	0	0	0	0	0
Stage 1 Total:	1	0	1	0	0	0	1
Total for Both Stages:	1	0	1	0	0	0	1

Enrolments Cook Islands - 2015 Calendar Year							
Course	Funding Source						Total
	DFAT Subsidised		Total	Non-subsidised		Total	
	Female	Male		Female	Male		
None			0			0	0
Grand Total:	0	0	0	0	0	0	0

Current Enrolments Cook Islands - 2016							
Course	Funding Source						Total
	DFAT Subsidised		Total	Non-subsidised		Total	
	Female	Male		Female	Male		
None			0			0	0
Grand Total:	0	0	0	0	0	0	0

Cumulative Graduates Cook Islands - 2007 to Date							
Course	Funding Source						Total
	DFAT Subsidised		Total	Non-subsidised		Total	
	Female	Male		Female	Male		
Certificate IV in Training and Assessment	1	0	1			0	1
Grand Total:	1	0	1	0	0	0	1

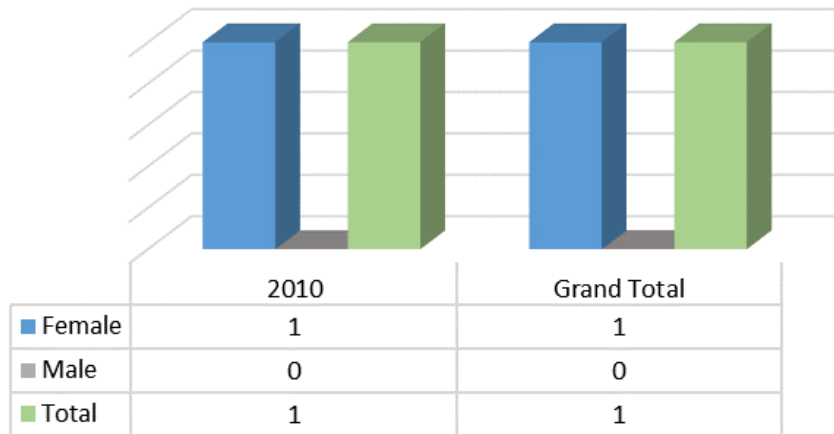
Stage 2 Total:	0	0	0	0	0	0	0
Stage 1 Total:	1	0	1	0	0	0	1

Total for Both Stages:	1	0	1	0	0	0	1
-------------------------------	----------	----------	----------	----------	----------	----------	----------

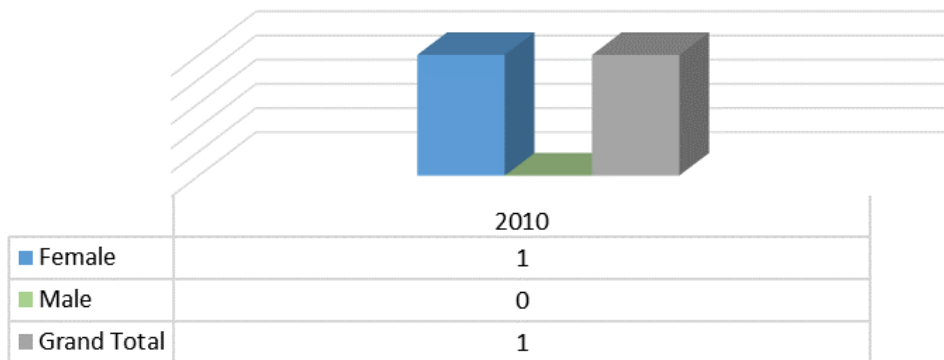
Graduates Cook Islands - 2015 Calendar Year							
Course	Funding Source						Total
	DFAT Subsidised		Total	Non-subsidised		Total	
	Female	Male		Female	Male		
None			0			0	0
Grand Total:	0	0	0	0	0	0	0

Graduates Cook Islands - 2016 Calendar Year to Date							
Course	Funding Source						Total
	DFAT Subsidised		Total	Non-subsidised		Total	
	Female	Male		Female	Male		
None			0			0	0
Grand Total:	0	0	0	0	0	0	0

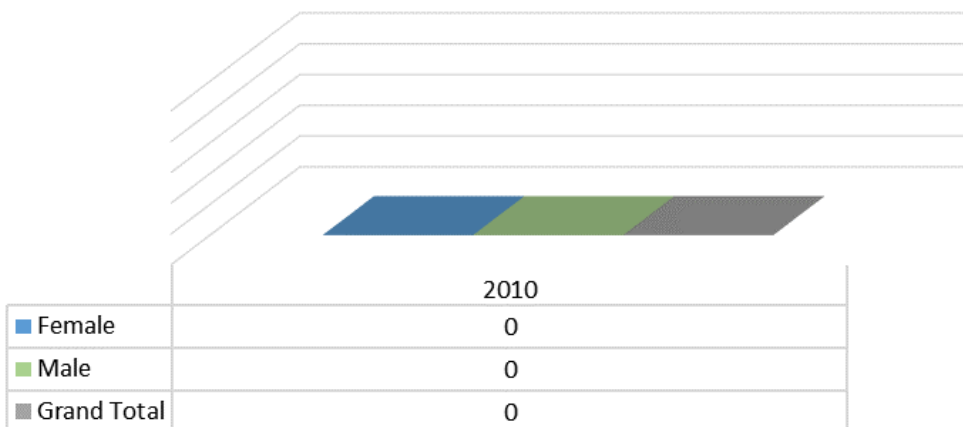
Cook Islands Graduates by Year and Gender



DFAT Subsidised Cook Islands Graduates by Year and Gender



Non-Subsidised Cook Islands Graduates by Year and Gender



Migrations 2007 to date - Cook Islands Citizens	
Destination Country	Total
Stage 2 Total:	0
Stage 1 Total:	0
Total for Both Stages:	0

Cook Islands Special Needs Enrolments/Graduates by Stage

	Stage 1	Stage 2
■ Graduated	0	0
■ Enrolled	0	0

Non-Completions Cook Islands - 2007 to Date					
Course	Funding Source				Total
	DFAT Subsidised		Non-subsidised		
	Female	Male	Female	Male	
None					0
Grand Total:	0	0	0	0	0

Stage 2 Total:	0	0	0	0	0
Stage 1 Total:	0	0	0	0	0

Total for Both Stages:	0	0	0	0	0
------------------------	---	---	---	---	---

Cumulative Deferrals Cook Islands - 2007 to Date			
Course	Female	Male	Total
None			0
Grand Total:	0	0	0

Stage 2 Total:	0	0	0
Stage 1 Total:	0	0	0

Total for Both Stages:	0	0	0
------------------------	---	---	---

Federated States of Micronesia

Cumulative Applications Federated States of Micronesia - 2007 to Date							
Course	Funding Source						Total
	DFAT Subsidised		Total	Non-subsidised		Total	
	Female	Male		Female	Male		
Certificate III in Carpentry	0	2	2			0	2
Certificate III in Early Childhood Education and Care	4	3	7			0	7
Certificate III in Electrotechnology Electrician	0	5	5			0	5
Certificate III in Engineering – Mechanical Trade (Diesel Fitting)	0	1	1			0	1
Certificate III in Engineering – Mechanical Trade (Fitting & Machining)	0	1	1			0	1
Certificate III in Engineering – Mechanical Trade (Refrigeration and Air-Conditioning)	0	2	2			0	2
Certificate III in Home and Community Care / Certificate III in Aged Care	1	0	1			0	1
Certificate III in Light Vehicle Mechanical Technology	0	6	6			0	6
Certificate III in Tourism	5	2	7			0	7
Certificate IV in Youth Work	0	1	1			0	1
Diploma in Community Services Work	0	1	1			0	1
Diploma of Children's Services (Early Childhood Education and Care)	2	1	3			0	3
Course Not Stated	0	4	4			0	4
Grand Total:	12	29	41	0	0	0	41

Stage 2 Total:	2	7	9	0	0	0	9
Stage 1 Total:	10	22	32	0	0	0	32

Total for Both Stages:	12	29	41	0	0	0	41
-------------------------------	-----------	-----------	-----------	----------	----------	----------	-----------

Applications Federated States of Micronesia - 2015 Calendar Year							
Course	Funding Source						Total
	DFAT Subsidised		Total	Non-subsidised		Total	
	Female	Male		Female	Male		
None			0			0	0
Grand Total:	0	0	0	0	0	0	0

Applications Federated States of Micronesia - 2016							
Course	Funding Source						Total
	DFAT Subsidised		Total	Non-subsidised		Total	
	Female	Male		Female	Male		
None			0			0	0
Grand Total:	0	0	0	0	0	0	0

Cumulative Enrolments Federated States of Micronesia - 2007 to Date							
Course	Funding Source						Total
	DFAT Subsidised		Total	Non-subsidised		Total	
	Female	Male		Female	Male		
Certificate III in Early Childhood Education and Care	2	2	4			0	4
Certificate III in Electrotechnology Electrician	0	1	1			0	1
Certificate III in Engineering – Mechanical Trade (Refrigeration and Air-Conditioning)	0	2	2			0	2
Grand Total:	2	5	7	0	0	0	7

Stage 2 Total:	0	3	3	0	0	0	3
Stage 1 Total:	2	2	4	0	0	0	4

Total for Both Stages	2	5	7	0	0	0	7
------------------------------	----------	----------	----------	----------	----------	----------	----------

Enrolments Federated States of Micronesia - 2015 Calendar Year							
Course	Funding Source						Total
	DFAT Subsidised		Total	Non-subsidised		Total	
	Female	Male		Female	Male		
Certificate III in Engineering – Mechanical Trade (Refrigeration and Air-Conditioning)	0	1	1			0	1
Grand Total:	0	1	1	0	0	0	1

Current Enrolments Federated States of Micronesia - 2016							
Course	Funding Source						Total
	DFAT Subsidised		Total	Non-subsidised		Total	
	Female	Male		Female	Male		
None			0			0	0
Grand Total:	0	0	0	0	0	0	0

Cumulative Graduates Federated States of Micronesia - 2007 to Date							
Course	Funding Source						Total
	DFAT Subsidised		Total	Non-subsidised		Total	
	Female	Male		Female	Male		
Certificate III in Early Childhood Education and Care	2	2	4			0	4
Certificate III in Electrotechnology Electrician	0	1	1			0	1
Certificate III in Engineering – Mechanical Trade (Refrigeration and Air-Conditioning)	0	2	2			0	2
Grand Total:	2	5	7	0	0	0	7

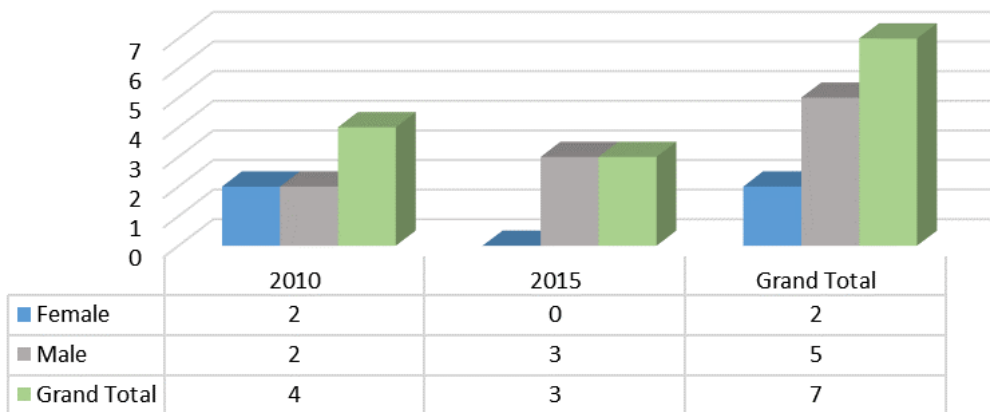
Stage 2 Total:	0	3	3	0	0	0	3
Stage 1 Total:	2	2	4	0	0	0	4

Total for Both Stages	2	5	7	0	0	0	7
------------------------------	----------	----------	----------	----------	----------	----------	----------

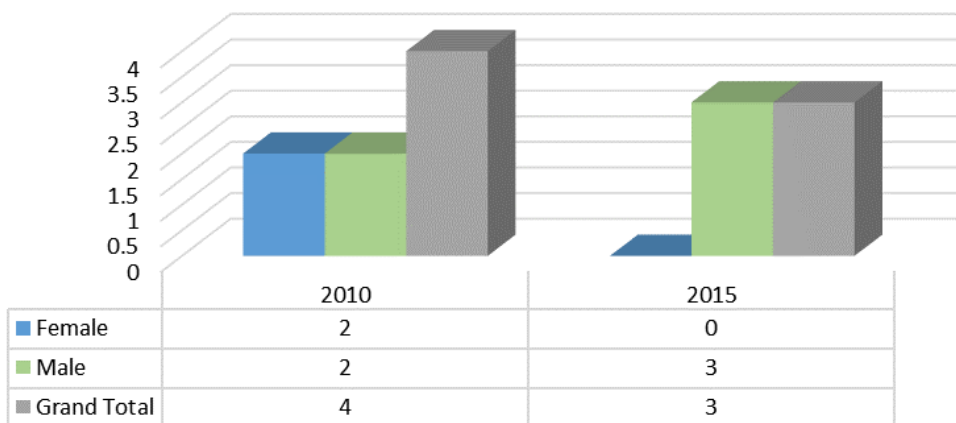
Graduates Federated States of Micronesia - 2015 Calendar Year							
Course	Funding Source						Total
	DFAT Subsidised		Total	Non-subsidised		Total	
	Female	Male		Female	Male		
Certificate III in Electrotechnology Electrician	0	1	1			0	1
Certificate III in Engineering – Mechanical Trade (Refrigeration and Air-Conditioning)	0	2	2			0	2
Grand Total:	0	3	3	0	0	0	3

Graduates Federated States of Micronesia - 2016 Calendar Year to Date							
Course	Funding Source						Total
	DFAT Subsidised		Total	Non-subsidised		Total	
	Female	Male		Female	Male		
Certificate III in Engineering – Fabrication Trade	0		0	0		0	0
Grand Total:	0	0	0	0	0	0	0

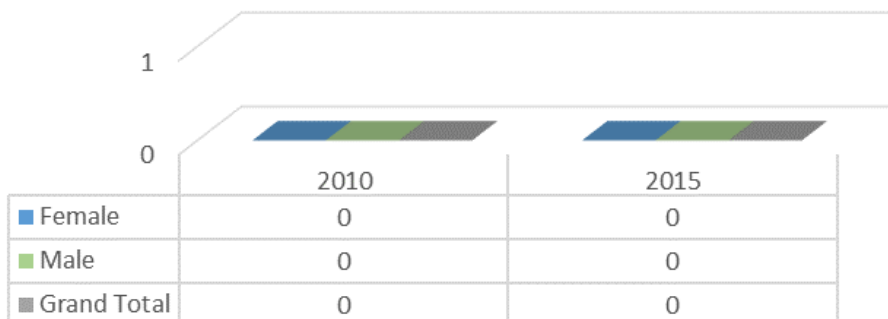
FSM Graduates by Year and Gender



DFAT Subsidised FSM Graduates by Year and Gender



Non-Subsidised FSM Graduates by Year and Gender



Migrations 2007 to date - Federated States of Micronesia Citizens	
Destination Country	Total
None	
Grand Total:	0

Stage 2 Total:	0
Stage 1 Total:	0
Total for Both Stages:	0

Special Needs Enrolments/Graduates by Stage

	Stage 1	Stage 2
1		
0		
■ Graduated	0	0
■ Enrolled	0	0

Non-Completions Federated States of Micronesia - 2007 to Date					
Course	Funding Source				Total
	DFAT Subsidised		Non-subsidised		
	Female	Male	Female	Male	
None					0
Grand Total:	0	0	0	0	0
Stage 2 Total:	0	0	0	0	0
Stage 1 Total:	0	0	0	0	0
Total for Both Stages:	0	0	0	0	0

Cumulative Deferrals Federated States of Micronesia - 2007 to Date			
Course	Female	Male	Total
None			0
Grand Total:	0	0	0
Stage 2 Total:	0	0	0
Stage 1 Total:	0	0	0
Total for Both Stages:	0	0	0

Kiribati

Cumulative Applications Kiribati - 2007 to Date								
Course	Funding Source					Total	Total	
	DFAT Subsidised		Total	Non-subsidised				Total
	Female	Male		Female	Male			
Certificate III in Allied Health Assistance / Certificate III in Health Services Assistance	1	0	1			0	1	
Certificate III in Applied Fashion Design and Technology	1	0	1			0	1	
Certificate III in Carpentry	17	144	161			0	161	
Certificate III in Commercial Cookery	55	18	73			0	73	
Certificate III in Community Services Work	15	12	27			0	27	
Certificate III in Disability	10	2	12			0	12	
Certificate III in Early Childhood Education and Care	82	5	87			0	87	
Certificate III in Electrotechnology Electrician	10	55	65			0	65	
Certificate III in Engineering – Fabrication Trade	1	13	14			0	14	
Certificate III in Engineering – Mechanical Trade (Diesel Fitting)	0	34	34			0	34	
Certificate III in Engineering – Mechanical Trade (Fitting & Machining)	0	11	11			0	11	
Certificate III in Engineering – Mechanical Trade (Refrigeration and Air-Conditioning)	2	29	31			0	31	
Certificate III in Hairdressing	7	2	9			0	9	
Certificate III in Home and Community Care / Certificate III in Aged Care	34	2	36			0	36	
Certificate III in Hospitality	93	12	105			0	105	
Certificate III in Hospitality (Lodge)	8	4	12			0	12	
Certificate III in Individual Support	1	0	1			0	1	
Certificate III in Light Vehicle Mechanical Technology	9	106	115			0	115	
Certificate III in Painting and Decorating	40	9	49			0	49	
Certificate III in Patisserie	6	2	8			0	8	
Certificate III in Plumbing	2	4	6			0	6	
Certificate III in Tourism	19	4	23			0	23	
Certificate III in Wall and Floor Tiling	30	10	40			0	40	
Certificate IV in Community Development	5	6	11			0	11	
Certificate IV in Disability	1	0	1			0	1	
Certificate IV in Hospitality	21	6	27			0	27	
Certificate IV in Youth Work	23	11	34			0	34	
Certificate IV Training and Assessment	15	14	29	11	50	61	90	
Diploma of Children's Services	13	2	15				15	
Diploma in Community Services Work	38	21	59			0	59	
Course Not Stated	5	2	7			0	7	
Grand Total:	564	540	1104	11	50	61	1165	
Stage 2 Total:	298	323	621	11	49	60	681	
Stage 1 Total:	266	217	483	0	1	1	484	
Total for Both Stages	564	540	1104	11	50	61	1165	

Applications Kiribati - 2015 Calendar Year							
Course	Funding Source						Total
	DFAT Subsidised		Total	Non-subsidised		Total	
	Female	Male		Female	Male		
Certificate III in Carpentry	1	6	7			0	7
Certificate III in Commercial Cookery	1	0	1			0	1
Certificate III in Community Services Work	1	0	1			0	1
Certificate III in Disability	1	0	1			0	1
Certificate III in Early Childhood Education and Care	3	0	3			0	3
Certificate III in Electrotechnology Electrician	0	5	5			0	5
Certificate III in Engineering – Mechanical Trade (Fitting & Machining)	0	1	1			0	1
Certificate III in Hospitality	4	1	5			0	5
Certificate III in Light Vehicle Mechanical Technology	0	1	1			0	1
Certificate III in Painting and Decorating	0	1	1			0	1
Certificate III in Patisserie	1	0	1			0	1
Certificate IV in Community Development	1	0	1			0	1
Certificate IV in Hospitality	1	0	1			0	1
Grand Total:	14	15	29	0	0	0	29

Applications Kiribati - 2016							
Course	Funding Source						Total
	DFAT Subsidised		Total	Non-subsidised		Total	
	Female	Male		Female	Male		
Certificate III in Applied Fashion Design and Technology	1	0	1			0	1
Certificate III in Carpentry	0	2	2			0	2
Certificate III in Early Childhood Education and Care	1	0	1			0	1
Certificate III in Engineering – Mechanical Trade (Diesel Fitting)	0	1	1				1
Certificate III in Hospitality	1	0	1			0	1
Certificate III in Individual Support	1	0	1			0	1
Certificate III in Light Vehicle Mechanical Technology	1	4	5			0	5
Certificate III in Painting and Decorating	0	2	2				2
Certificate III in Plumbing	1	2	3			0	3
Certificate IV in Community Development	1	2	3				3
Certificate IV in Disability	1	0	1			0	1
Diploma in Community Services Work	1	0	1			0	1
Grand Total:	9	13	22	0	0	0	22

Cumulative Enrolments Kiribati - 2007 to Date							
Course	Funding Source						Total
	DFAT Subsidised		Total	Non-subsidised		Total	
	Female	Male		Female	Male		
Certificate III in Carpentry	6	58	64			0	64
Certificate III in Commercial Cookery	10	7	17			0	17
Certificate III in Disability	1	0	1			0	1
Certificate III in Early Childhood Education and Care	15	2	17			0	17
Certificate III in Electrotechnology Electrician	3	8	11			0	11
Certificate III in Engineering – Fabrication Trade	1	3	4			0	4
Certificate III in Engineering – Mechanical Trade (Diesel Fitting)	0	14	14			0	14
Certificate III in Engineering – Mechanical Trade (Fitting & Machining)	0	4	4			0	4
Certificate III in Engineering – Mechanical Trade (Refrigeration and Air-Conditioning)	0	8	8			0	8
Certificate III in Hairdressing	2	0	2			0	2
Certificate III in Home and Community Care/Certificate III in Aged Care	11	1	12			0	12
Certificate III in Hospitality	25	2	27			0	27
Certificate III in Hospitality (Lodge)	2	0	2			0	2
Certificate III in Light Vehicle Mechanical Technology	4	37	41			0	41
Certificate III in Painting and Decorating	7	4	11			0	11
Certificate III in Plumbing	1	0	1			0	1
Certificate III in Tourism	1	1	2			0	2
Certificate III in Wall and Floor Tiling	14	1	15			0	15
Certificate IV in Community Development	1	1	2			0	2
Certificate IV in Hospitality	7	2	9			0	9
Certificate IV in Training and Assessment	2	5	7	11	49	60	67
Certificate IV in Youth Work	9	10	19			0	19
Diploma of Children's Services	1	0	1			0	1
Diploma of Community Services Work	9	13	22			0	22
Grand Total:	132	181	313	11	49	60	373
Stage 2 Total:	89	138	227	11	49	60	287
Stage 1 Total:	43	43	86	0	0	0	86
Total for Both Stages	132	181	313	11	49	60	373

Enrolments Kiribati - 2015 Calendar Year							
Course	Funding Source						Total
	DFAT Subsidised		Total	Non-subsidised		Total	
	Female	Male		Female	Male		
Certificate III in Carpentry	0	6	6			0	6
Certificate III in Commercial Cookery	0	1	1			0	1
Certificate III in Early Childhood Education and Care	3	0	3			0	3
Certificate III in Electrotechnology Electrician	0	2	2			0	2
Certificate III in Engineering – Fabrication Trade	0	1	1			0	1
Certificate III in Engineering – Mechanical Trade (Diesel Fitting)	0	1	1			0	1
Certificate III in Engineering - Mechanical Trade (Fitting and Machining)		1	1			0	1
Certificate III in Engineering - Mechanical Trade (Refrigeration and Air Conditioning)		1	1			0	1
Certificate III in Home and Community Care/Certificate III in Aged Care	4	1	5				5
Certificate III in Hospitality	5	0	5			0	5
Certificate III in Light Vehicle Mechanical Technology	3	17	20			0	20
Certificate III in Plumbing	1	0	1			0	1
Certificate IV in Community Development	1	1	2			0	2
Certificate IV in Youth Work	1	0	1				1
Grand Total:	18	32	50	0	0	0	50

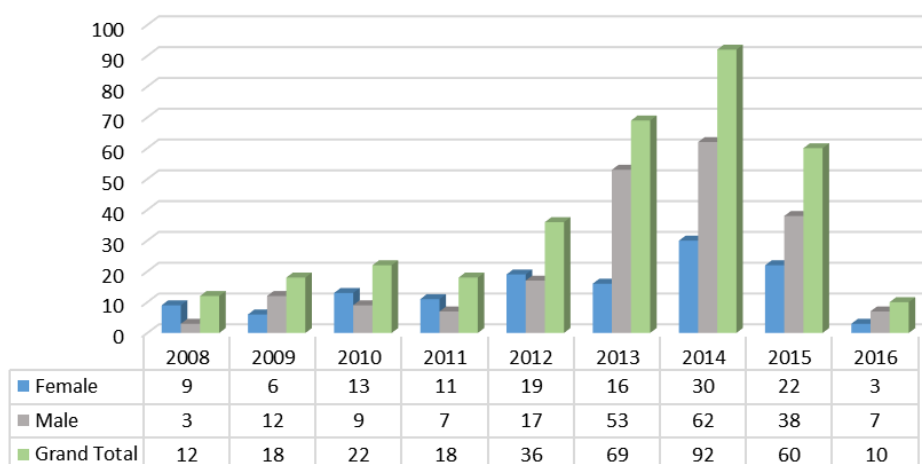
Current Enrolments Kiribati - 2016							
Course	Funding Source						Total
	DFAT Subsidised		Total	Non-subsidised		Total	
	Female	Male		Female	Male		
Certificate III in Carpentry	0	2	2			0	2
Certificate III in Electrotechnology Electrician	0	3	3			0	3
Certificate III in Light Vehicle Mechanical Technology	1	1	2			0	2
Certificate III in Wall and Floor Tiling	1	0	1			0	1
Certificate IV in Youth Work	2	1	3			0	3
Grand Total:	4	7	11	0	0	0	11

Cumulative Graduates Kiribati - 2007 to Date							
Course	Funding Source						Total
	DFAT Subsidised		Total	Non-subsidised		Total	
	Female	Male		Female	Male		
Certificate III in Carpentry	6	56	62			0	62
Certificate III in Commercial Cookery	9	6	15			0	15
Certificate III in Disability	1	0	1			0	1
Certificate III in Early Childhood Education and Care	14	2	16			0	16
Certificate III in Electrotechnology Electrician	3	8	11			0	11
Certificate III in Engineering – Fabrication Trade	1	3	4			0	4
Certificate III in Engineering – Mechanical Trade (Diesel Fitting)	0	14	14			0	14
Certificate III in Engineering – Mechanical Trade (Fitting & Machining)	0	4	4			0	4
Certificate III in Engineering – Mechanical Trade (Refrigeration and Air-Conditioning)	0	7	7			0	7
Certificate III in Hairdressing	2	0	2			0	2
Certificate III in Home and Community Care/Certificate III in Aged Care	10	1	11			0	11
Certificate III in Hospitality	22	1	23			0	23
Certificate III in Hospitality (Lodge)	2	0	2			0	2
Certificate III in Light Vehicle Mechanical Technology	4	35	39			0	39
Certificate III in Painting and Decorating	5	3	8			0	8
Certificate III in Plumbing	1	0	1			0	1
Certificate III in Tourism	1	1	2			0	2
Certificate III in Wall and Floor Tiling	13	1	14			0	14
Certificate IV in Community Development	1	1	2				2
Certificate IV in Hospitality	7	2	9			0	9
Certificate IV in Training and Assessment	1	0	1	8	40	48	49
Certificate IV in Youth Work	8	10	18			0	18
Diploma of Children's Services (Early Childhood Education and Care)	1	0	1			0	1
Diploma of Community Services Work	9	13	22			0	22
Grand Total:	121	168	289	8	40	48	337
Stage 2 Total:	85	138	223	8	40	48	271
Stage 1 Total:	36	30	66	0	0	0	66
Total for Both Stages:	121	168	289	8	40	48	337

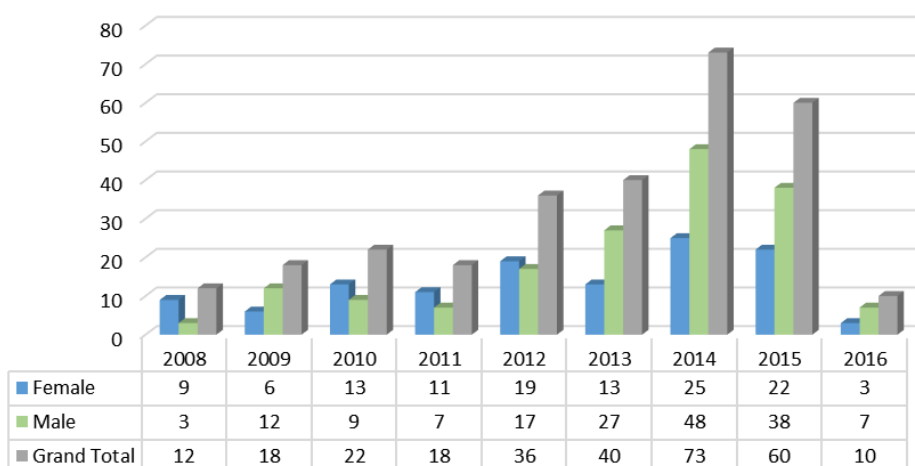
Graduates Kiribati - 2015 Calendar Year							
Course	Funding Source						Total
	DFAT Subsidised		Total	Non-subsidised		Total	
	Female	Male		Female	Male		
Certificate III in Carpentry	0	8	8			0	8
Certificate III in Commercial Cookery	0	1	1			0	1
Certificate III in Early Childhood Education and Care	3	0	3			0	3
Certificate III in Electrotechnology Electrician	2	3	5			0	5
Certificate III in Engineering – Fabrication Trade	0	1	1			0	1
Certificate III in Engineering – Mechanical Trade (Diesel Fitting)	0	4	4			0	4
Certificate III in Engineering – Mechanical Trade (Fitting & Machining)	0	1	1			0	1
Certificate III in Engineering - Mechanical Trade (Refrigeration and Air Conditioning)	0	1	1			0	1
Certificate III in Home and Community Care/Certificate III in Aged Care	4	1	5			0	5
Certificate III in Hospitality	5	0	5			0	5
Certificate III in Light Vehicle Mechanical Technology	3	17	20			0	20
Certificate III in Plumbing	1	0	1			0	1
Certificate III in Wall and Floor Tiling	2	0	2			0	2
Certificate IV in Community Development	1	1	2			0	2
Certificate IV in Youth Work	1	0	1			0	1
Grand Total:	22	38	60	0	0	0	60

Graduates Kiribati - 2016 Calendar Year to Date							
Course	Funding Source						Total
	DFAT Subsidised		Total	Non-subsidised		Total	
	Female	Male		Female	Male		
Certificate III in Carpentry	0	2	2			0	2
Certificate III in Electrotechnology Electrician	0	3	3			0	3
Certificate III in Light Vehicle Mechanical Technology	1	1	2			0	2
Certificate III in Wall and Floor Tiling	1	0	1			0	1
Certificate IV in Youth Work	1	1	2			0	2
Grand Total:	3	7	10	0	0	0	10

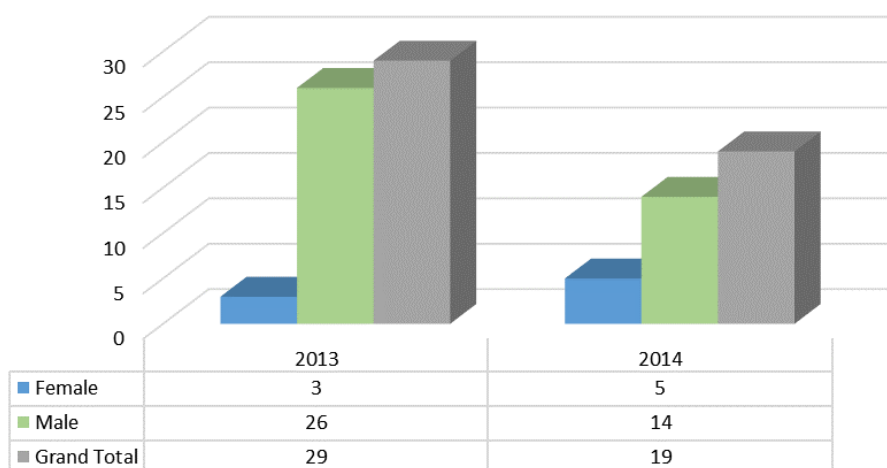
Kiribati Graduates by Year and Gender



DFAT Subsidised Kiribati Graduates by Year and Gender



Non-Subsidised Kiribati Graduates by Year and Gender



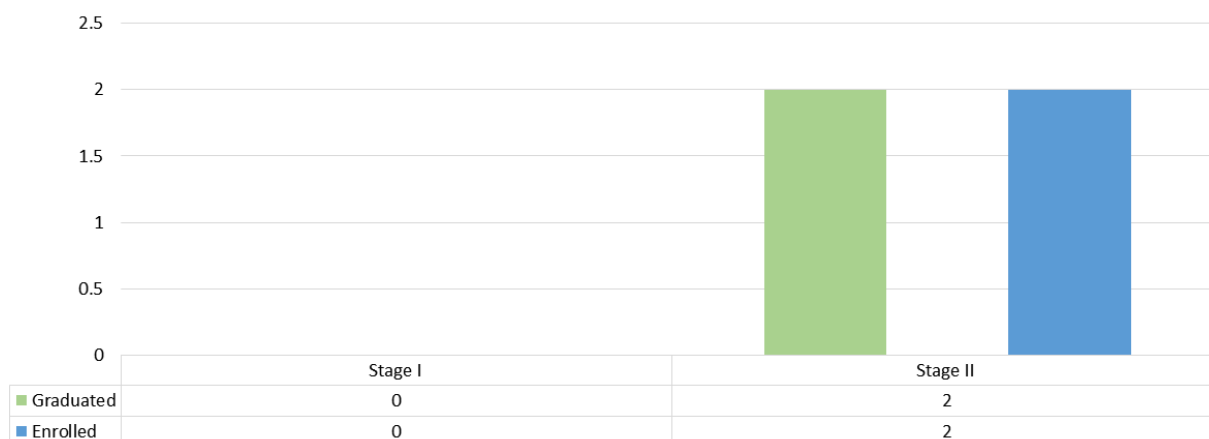
Migrations 2007 to date - Kiribati Citizens	
Destination Country	Total
Australia	1
Fiji	4
New Zealand	4
Grand Total:	9

Stage 2 Total:	2
Stage 1 Total:	7
Total for Both Stages:	9

Migrations Stage 2 - Kiribati Citizens by Course	
Course	Total
Certificate III in Commercial Cookery	1
Certificate III in Engineering - Mechanical Trade (Fitting and Machining)	1
Certificate III in Hospitality	4
Certificate III in Tourism	1
Certificate IV in Hospitality	1
Certificate IV in Training and Assessment	3
Grand Total:	11

Stage 2 Total:	4
Stage 1 Total:	7
Total for Both Stages:	11

Kiribati Special Needs Enrolments/Graduates by Stage



Non-Completions Kiribati - 2007 to Date					
Course	Funding Source				Total
	DFAT Subsidised		Non-subsidised		
	Female	Male	Female	Male	
Certificate III in Carpentry	0	2			2
Certificate III in Commercial Cookery	1	1			2
Certificate III in Early Childhood Education and Care	1	0			1
Certificate III in Engineering – Mechanical Trade (Refrigeration and Air-Conditioning)	0	1			1
Certificate III in Home and Community Care/Certificate III in Aged Care	1	0			1
Certificate III in Hospitality	3	1			4
Certificate III in Light Vehicle Mechanical Technology	0	1			1
Certificate III in Painting and Decorating	2	1			3
Certificate III in Wall and Floor Tiling	1	0			1
Certificate IV in Training and Assessment	1	5	3	9	18
Certificate IV in Youth Work	1	0			1
Grand Total:	11	12	3	9	35
Stage 2 Total:		5	5	3	9
Stage 1 Total:		6	7	0	13
Total for Both Stages:		11	12	3	9

Cumulative Deferrals Kiribati - 2007 to Date			
Course	Female	Male	Total
Certificate III in Carpentry	2	0	2
Certificate III in Engineering – Fabrication Trade	0	1	1
Certificate III in Home and Community Care / Certificate III in Aged Care	1	0	1
Certificate III in Light Vehicle Mechanical Technology	1	0	1
Grand Total:	4	1	5
Stage 2 Total:		4	1
Stage 1 Total:		0	0
Total for Both Stages:		4	1

Marshall Islands

Cumulative Applications Marshall Islands - 2007 to Date							
Course	Funding Source						Total
	DFAT Subsidised		Total	Non-subsidised		Total	
	Female	Male		Female	Male		
Certificate III in Carpentry	0	4	4			0	4
Certificate III in Commercial Cookery	1	0	1			0	1
Certificate III in Community Services Work	1	2	3			0	3
Certificate III in Disability	1	0	1			0	1
Certificate III in Early Childhood Education and Care	0	1	1			0	1
Certificate III in Electrotechnology Electrician	0	6	6			0	6
Certificate III in Engineering – Fabrication Trade	0	3	3			0	3
Certificate III in Engineering – Mechanical Trade (Diesel Fitting)	0	2	2			0	2
Certificate III in Engineering – Mechanical Trade (Refrigeration and Air-Conditioning)	0	8	8			0	8
Certificate III in Hospitality	2	3	5			0	5
Certificate III in Light Vehicle Mechanical Technology	0	11	11			0	11
Certificate III in Tourism	2	8	10			0	10
Certificate III in Wall and Floor Tiling	0	1	1			0	1
Certificate IV in Hospitality	0	1	1			0	1
Certificate IV in Youth Work	0	2	2			0	2
Certificate IV Training and Assessment	8	9	17	1	0	1	18
Diploma in Community Services Work	8	6	14			0	14
Grand Total:	23	67	90	1	0	1	91

Stage 2 Total:	5	33	38	1	0	1	39
Stage 1 Total:	18	34	52	0	0	0	52

Total for Both Stages:	23	67	90	1	0	1	91
-------------------------------	-----------	-----------	-----------	----------	----------	----------	-----------

Applications Marshall Islands - 2015 Calendar Year							
Course	Funding Source						Total
	DFAT Subsidised		Total	Non-subsidised		Total	
	Female	Male		Female	Male		
None			0			0	0
Grand Total:	0	0	0	0	0	0	0

Applications Marshall Islands - 2016							
Course	Funding Source						Total
	DFAT Subsidised		Total	Non-subsidised		Total	
	Female	Male		Female	Male		
None			0			0	0
Grand Total:	0	0	0	0	0	0	0

Cumulative Enrolments Marshall Islands - 2007 to Date							
Course	Funding Source						Total
	DFAT Subsidised		Total	Non-subsidised		Total	
	Female	Male		Female	Male		
Certificate III in Carpentry	0	1	1			0	1
Certificate III in Disability	1	0	1			0	1
Certificate III in Electrotechnology Electrician	0	1	1			0	1
Certificate III in Engineering – Mechanical Trade (Diesel Fitting)	0	2	2			0	2
Certificate III in Engineering – Mechanical Trade (Refrigeration and Air-Conditioning)	0	3	3			0	3
Certificate III in Hospitality	2	2	4			0	4
Certificate III in Light Vehicle Mechanical Technology	0	4	4			0	4
Certificate III in Tourism	0	1	1			0	1
Certificate IV in Youth Work	2	3	5			0	5
Certificate IV Training and Assessment	7	6	13	1	0	1	14
Diploma of Community Services Work	4	4	8			0	8
Grand Total:	16	27	43	1	0	1	44

Stage 2 Total:	6	17	23	0	0	0	23
Stage 1 Total:	10	10	20	1	0	1	21

Total for Both Stages:	16	27	43	1	0	1	44
-------------------------------	-----------	-----------	-----------	----------	----------	----------	-----------

Enrolments Marshall Islands - 2015 Calendar Year							
Course	Funding Source						Total
	DFAT Subsidised		Total	Non-subsidised		Total	
	Female	Male		Female	Male		
None			0			0	0
Grand Total:	0	0	0	0	0	0	0

Current Enrolments Marshall Islands - 2016							
Course	Funding Source						Total
	DFAT Subsidised		Total	Non-subsidised		Total	
	Female	Male		Female	Male		
None			0			0	0
Grand Total:	0	0	0	0	0	0	0

Cumulative Graduates Marshall Islands - 2007 to Date							
Course	Funding Source						Total
	DFAT Subsidised		Total	Non-subsidised		Total	
	Female	Male		Female	Male		
Certificate III in Carpentry	0	1	1			0	1
Certificate III in Disability	1	0	1			0	1
Certificate III in Electrotechnology Electrician	0	1	1	0		0	1
Certificate III in Engineering – Mechanical Trade (Diesel Fitting)	0	2	2	0		0	2
Certificate III in Engineering - Mechanical Trade (Refrigeration and Air Conditioning)	0	2	2			0	2
Certificate III in Hospitality	2	2	4			0	4
Certificate III in Light Vehicle Mechanical Technology	0	4	4			0	4
Certificate III in Tourism	0	1	1				1
Certificate IV in Youth Work	2	3	5			0	5
Certificate IV Training and Assessment	7	6	13	1	0	1	14
Diploma of Community Services Work	4	3	7			0	7
Grand Total:	16	25	41	1	0	1	42

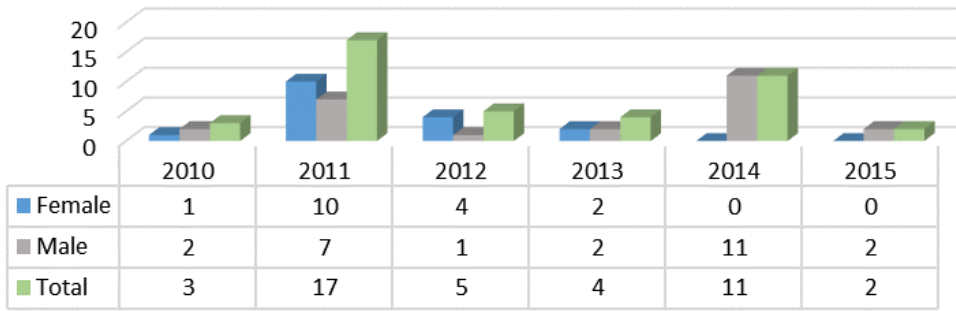
Stage 2 Total:	13	22	35	1	0	1	36
Stage 1 Total:	3	3	6	0	0	0	6

Total for Both Stages:	16	25	41	1	0	1	42
-------------------------------	-----------	-----------	-----------	----------	----------	----------	-----------

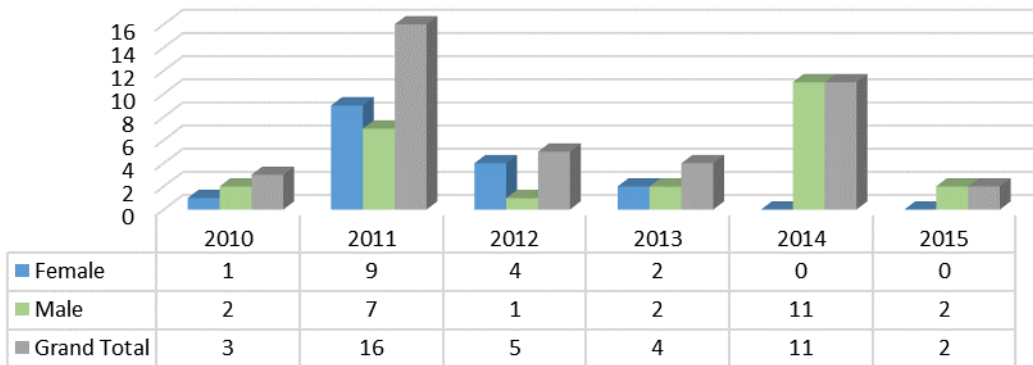
Graduates Marshall Islands - 2015 Calendar Year							
Course	Funding Source						Total
	DFAT Subsidised		Total	Non-subsidised		Total	
	Female	Male		Female	Male		
Certificate III in Electrotechnology Electrician	0	1	1			0	1
Certificate III in Engineering – Mechanical Trade (Diesel Fitting)	0	1	1			0	1
Grand Total:	0	2	2	0	0	0	2

Graduates Marshall Islands - 2016 Calendar Year to Date							
Course	Funding Source						Total
	DFAT Subsidised		Total	Non-subsidised		Total	
	Female	Male		Female	Male		
None	0	0	0			0	0
Grand Total:	0	0	0	0	0	0	0

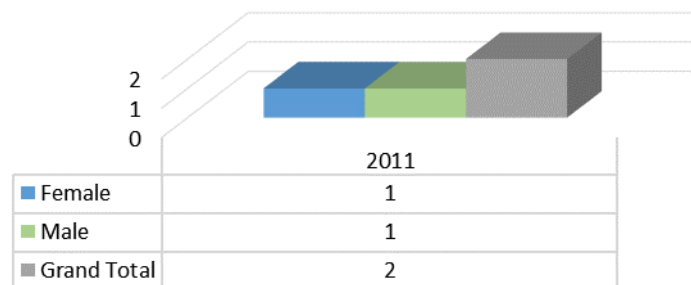
Marshall Islands Graduates by Year and Gender



DFAT Subsidised Marshall Islands Graduates by Year and Gender



Non-Subsidised Marshall Islands Graduates by Year and Gender



Migrations 2007 to date - Marshall Islands Citizens	
Destination Country	Total
Federated States of Micronesia	1
Hawaii	3
USA	2
Grand Total:	6

Stage 2 Total:	6
Stage 1 Total:	0
Total for Both Stages:	6

Migrations 2007 to date - Marshall Islands Citizens by Course	
Course	Total
Certificate III in Disability	1
Certificate III in Electrotechnology Electrician	
Certificate III in Hospitality	1
Certificate IV in Training and Assessment	3
Certificate IV in Youth Work	2
Grand Total:	7

Stage 2 Total:	7
Stage 1 Total:	0
Total for Both Stages:	7

Marshall Islands Special Needs Enrolments/Graduates by Stage

	Stage 1	Stage 2
1		
0		
■ Graduated	0	0
■ Enrolled	0	0

Non-Completions Marshall Islands - 2007 to Date					
Course	Funding Source				Total
	DFAT Subsidised		Non-subsidised		
	Female	Male	Female	Male	
Certificate III in Engineering - Mechanical Trade (Refrigeration and Air Conditioning)	0	1			1
Diploma of Community Services Work	0	1			1
Grand Total:	0	2	0	0	2
Stage 2 Total:	0	1	0	0	1
Stage 1 Total:	0	1	0	0	1
Total for Both Stages:	0	2	0	0	2

Cumulative Deferrals Marshall Islands - 2007 to Date			
Course	Female	Male	Total
None			0
Grand Total:	0	0	0
Stage 2 Total:	0	0	0
Stage 1 Total:	0	0	0
Total for Both Stages:	0	0	0

Nauru

Cumulative Applications Nauru - 2007 to Date							
Course	Funding Source						Total
	DFAT Subsidised		Total	Non-subsidised		Total	
	Female	Male		Female	Male		
Certificate III in Carpentry	0	17	17			0	17
Certificate III in Commercial Cookery	1	4	5			0	5
Certificate III in Disability	1	1	2			0	2
Certificate III in Early Childhood Education and Care	8	2	10			0	10
Certificate III in Electrotechnology Electrician	0	29	29			0	29
Certificate III in Engineering – Fabrication Trade	0	20	20			0	20
Certificate III in Engineering – Mechanical Trade (Diesel Fitting)	0	14	14			0	14
Certificate III in Engineering – Mechanical Trade (Fitting & Machining)	0	8	8			0	8
Certificate III in Engineering – Mechanical Trade (Refrigeration and Air-Conditioning)	0	6	6			0	6
Certificate III in Hairdressing	2	0	2				2
Certificate III in Hospitality	8	0	8			0	8
Certificate III in Light Vehicle Mechanical Technology	0	21	21			0	21
Certificate III in Patisserie	5	0	5			0	5
Certificate III in Painting and Decorating	2	0	2			0	2
Certificate III in Plumbing	0	1	1			0	1
Certificate III in Tourism	5	0	5			0	5
Certificate III in Wall and Floor Tiling	5	3	8			0	8
Certificate IV in Hospitality	4	0	4			0	4
Certificate IV in Youth Work	1	2	3			0	3
Certificate IV Training and Assessment	10	7	17			0	17
Diploma in Children's Services	6	0	6			0	6
Diploma in Community Services Work	12	3	15			0	15
Course Not Stated	2	0	2			0	2
Grand Total:	72	138	210	0	0	0	210

Stage 2 Total:	12	35	47	0	0	0	47
Stage 1 Total:	60	103	163	0	0	0	163

Total for Both Stages:	72	138	210	0	0	0	210
-------------------------------	-----------	------------	------------	----------	----------	----------	------------

Applications Nauru - 2015 Calendar Year							
Course	Funding Source						Total
	DFAT Subsidised		Total	Non-subsidised		Total	
	Female	Male		Female	Male		
Certificate IV in Youth Work	0	1	1			0	1
Grand Total:	0	1	1	0	0	0	1

Applications Nauru - 2016							
Course	Funding Source						Total
	DFAT Subsidised		Total	Non-subsidised		Total	
	Female	Male		Female	Male		
None			0			0	0
Grand Total:	0	0	0	0	0	0	0

Cumulative Enrolments Nauru - 2007 to Date							
Course	Funding Source						Total
	DFAT Subsidised		Total	Non-subsidised		Total	
	Female	Male		Female	Male		
Certificate III in Carpentry	0	5	5			0	5
Certificate III in Commercial Cookery	0	2	2			0	2
Certificate III in Disability	2	0	2			0	2
Certificate III in Early Childhood Education and Care	4	0	4			0	4
Certificate III in Engineering – Fabrication Trade	0	5	5			0	5
Certificate III in Engineering – Mechanical Trade (Diesel Fitting)	0	4	4			0	4
Certificate III in Engineering – Mechanical Trade (Fitting & Machining)	0	1	1				1
Certificate III in Engineering – Mechanical Trade (Refrigeration and Air-Conditioning)	0	2	2			0	2
Certificate III in Hospitality	3	0	3			0	3
Certificate III in Light Vehicle Mechanical Technology	0	6	6			0	6
Certificate III in Patisserie	3	0	3			0	3
Certificate III in Painting and Decorating	1	0	1			0	1
Certificate III in Plumbing	0	1	1			0	1
Certificate III in Tourism	1	0	1				1
Certificate III in Wall and Floor Tiling	2	0	2			0	2
Certificate IV in Hospitality	2	0	2			0	2
Certificate IV in Youth Work	0	1	1			0	1
Certificate IV Training and Assessment	8	7	15			0	15
Diploma of Children's Services (Early Childhood Education and Care)	3	0	3			0	3
Diploma of Community Services Work	9	1	10				10
Grand Total:	38	35	73	0	0	0	73

Stage 2 Total:	21	16	37	0	0	0	37
Stage 1 Total:	17	19	36	0	0	0	36

Total for Both Stages:	38	35	73	0	0	0	73
-------------------------------	-----------	-----------	-----------	----------	----------	----------	-----------

Enrolments Nauru - 2015 Calendar Year							
Course	Funding Source						Total
	DFAT Subsidised		Total	Non-subsidised		Total	
	Female	Male		Female	Male		
Certificate III in Engineering – Fabrication Trade	0	2	2			0	2
Certificate III in Engineering – Mechanical Trade (Fitting & Machining)	0	1	1			0	1
Grand Total:	0	3	3	0	0	0	3

Current Enrolments Nauru - 2016							
Course	Funding Source						Total
	DFAT Subsidised		Total	Non-subsidised		Total	
	Female	Male		Female	Male		
None			0			0	0
Grand Total:	0	0	0	0	0	0	0

Cumulative Graduates Nauru - 2007 to Date							
Course	Funding Source						Total
	DFAT Subsidised		Total	Non-subsidised		Total	
	Female	Male		Female	Male		
Certificate III in Carpentry	0	5	5			0	5
Certificate III in Commercial Cookery	0	2	2			0	2
Certificate III in Disability	2	0	2			0	2
Certificate III in Early Childhood Education and Care	4	0	4			0	4
Certificate III in Engineering – Fabrication Trade	0	5	5			0	5
Certificate III in Engineering – Mechanical Trade (Diesel Fitting)	0	4	4			0	4
Certificate III in Engineering – Mechanical Trade (Fitting & Machining)	0	1	1			0	1
Certificate III in Engineering – Mechanical Trade (Refrigeration and Air Conditioning)	0	2	2			0	2
Certificate III in Hospitality	3	0	3			0	3
Certificate III in Light Vehicle Mechanical Technology	0	4	4			0	4
Certificate III in Patisserie	3	0	3			0	3
Certificate III in Painting and Decorating	1	0	1			0	1
Certificate III in Plumbing	0	1	1			0	1
Certificate III in Tourism	1	0	1			0	1
Certificate III in Wall and Floor Tiling	2	0	2			0	2
Certificate IV in Hospitality	2	0	2			0	2
Certificate IV in Youth Work	0	1	1			0	1
Certificate IV Training and Assessment	8	7	15			0	15
Diploma of Children's Services (Early Childhood Education and Care)	3	0	3			0	3
Diploma of Community Services Work	9	1	10			0	10
Grand Total:	38	33	71	0	0	0	71

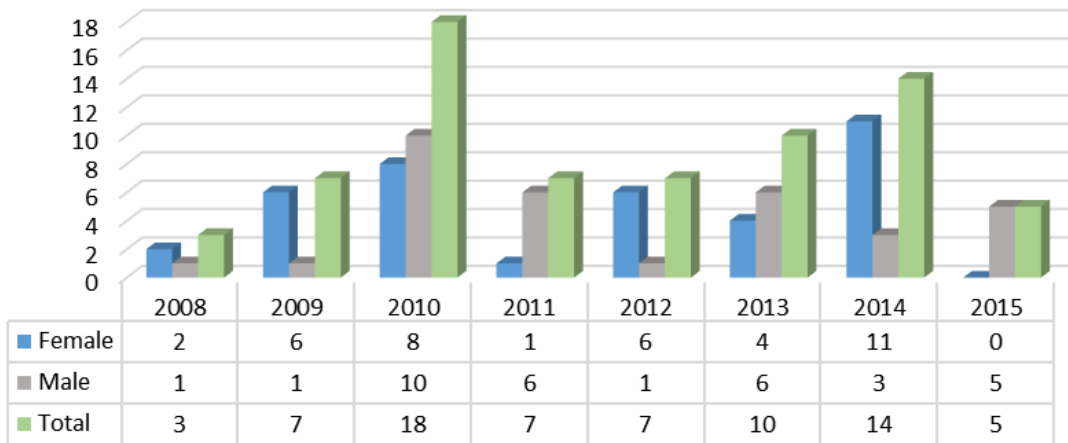
Stage 2 Total:	21	16	37	0	0	0	37
Stage 1 Total:	17	17	34	0	0	0	34

Total for Both Stages:	38	33	71	0	0	0	71
-------------------------------	-----------	-----------	-----------	----------	----------	----------	-----------

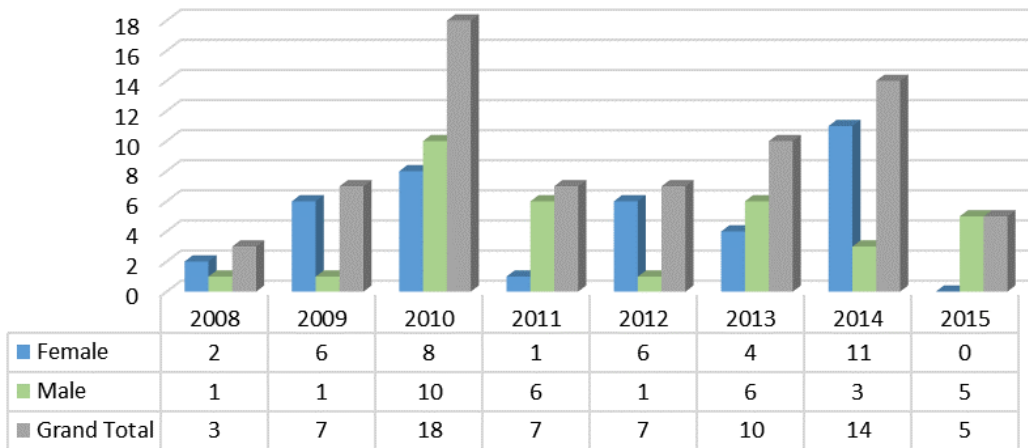
Graduates Nauru - 2015 Calendar Year							
Course	Funding Source						Total
	DFAT Subsidised		Total	Non-subsidised		Total	
	Female	Male		Female	Male		
Certificate III in Carpentry	0	1	1			0	1
Certificate III in Engineering – Fabrication Trade	0	3	3			0	3
Certificate III in Engineering – Fabrication Trade (Fitting and Machining)	0	1	1			0	1
Grand Total:	0	5	5	0	0	0	5

Graduates Nauru - 2016 Calendar Year to Date							
Course	Funding Source						Total
	DFAT Subsidised		Total	Non-subsidised		Total	
	Female	Male		Female	Male		
None	0	0	0			0	0
Grand Total:	0	0	0	0	0	0	0

Nauru Graduates by Year and Gender



DFAT Subsidised Nauru Graduates by Year and Gender



Non-Subsidised Nauru Graduates by Year and Gender

	2008	2009	2010	2011	2012	2013	2014	2015
Female	0	0	0	0	0	0	0	0
Male	0	0	0	0	0	0	0	0
Grand Total	0	0	0	0	0	0	0	0

Migrations 2007 to date - Nauru Citizens	
Destination Country	Total
None	
Grand Total:	0

Stage 2 Total:	0
Stage 1 Total:	0
Total for Both Stages:	0

Tuvalu Special Needs Enrolments/Graduates by Stage

	Stage 1	Stage 2
■ Graduated	0	0
■ Enrolled	0	0

Non-Completions Nauru - 2007 to Date					
Course	Funding Source				Total
	DFAT Subsidised		Non-subsidised		
	Female	Male	Female	Male	
Certificate III in Light Vehicle Mechanical Technology	0	2			2
Grand Total:	0	2	0	0	2

Stage 2 Total:	0	2	0	0	2
Stage 1 Total:	0	0	0	0	0

Total for Both Stages:	0	2	0	0	2
-------------------------------	----------	----------	----------	----------	----------

Cumulative Deferrals Nauru - 2007 to Date			
Course	Female	Male	Total
None			0
Grand Total:	0	0	0

Stage 2 Total:	0	0	0
Stage 1 Total:	0	0	0

Total for Both Stages:	0	0	0
-------------------------------	----------	----------	----------

Niue

Cumulative Applications Niue - 2007 to Date							
Course	Funding Source						Total
	DFAT Subsidised		Total	Non-subsidised		Total	
	Female	Male		Female	Male		
Certificate III in Carpentry	0	4	4			0	4
Certificate III in Commercial Cookery	3	2	5			0	5
Certificate III in Early Childhood Education and Care	2	0	2			0	2
Certificate III in Electrotechnology Electrician	0	4	4			0	4
Certificate III in Engineering – Fabrication Trade	0	2	2			0	2
Certificate III in Engineering – Mechanical Trade (Diesel Fitting)	0	5	5			0	5
Certificate III in Engineering – Mechanical Trade (Fitting & Machining)	0	1	1			0	1
Certificate III in Engineering – Mechanical Trade (Refrigeration and Air-Conditioning)	0	1	1			0	1
Certificate III in Hospitality	1	0	1			0	1
Certificate III in Light Vehicle Mechanical Technology	0	1	1			0	1
Certificate III in Plumbing	0	7	7			0	7
Certificate III in Tourism	1	0	1			0	1
Certificate IV in Hospitality	1	0	1			0	1
Diploma in Children's Services	2	0	2			0	2
Grand Total:	10	27	37	0	0	0	37
Stage 2 Total:	8	7	15	0	0	0	15
Stage 1 Total:	2	20	22	0	0	0	22
Total for Both Stages:	10	27	37	0	0	0	37

Applications Niue - 2015 Calendar Year							
Course	Funding Source						Total
	DFAT Subsidised		Total	Non-subsidised		Total	
	Female	Male		Female	Male		
Certificate III in Engineering – Mechanical Trade (Diesel Fitting)	0	1	1			0	1
Grand Total:	0	1	1	0	0	0	1

Applications Niue - 2016							
Course	Funding Source						Total
	DFAT Subsidised		Total	Non-subsidised		Total	
	Female	Male		Female	Male		
None			0			0	0
Grand Total:	0	0	0	0	0	0	0

Cumulative Enrolments Niue - 2007 to Date							
Course	Funding Source						Total
	DFAT Subsidised		Total	Non-subsidised		Total	
	Female	Male		Female	Male		
Certificate III in Carpentry	0	1	1			0	1
Certificate III in Commercial Cookery	4	1	5			0	5
Certificate III in Early Childhood Education and Care	2	0	2			0	2
Certificate III in Electrotechnology Electrician	0	4	4			0	4
Certificate III in Engineering – Fabrication Trade	0	2	2			0	2
Certificate III in Engineering – Mechanical Trade (Diesel Fitting)	0	2	2			0	2
Certificate III in Light Vehicle Mechanical Technology	0	1	1			0	1
Certificate III in Plumbing	0	4	4			0	4
Grand Total:	6	15	21	0	0	0	21

Stage 2 Total:	5	6	11	0	0	0	11
Stage 1 Total:	1	9	10	0	0	0	10

Total for Both Stages:	6	15	21	0	0	0	21
-------------------------------	----------	-----------	-----------	----------	----------	----------	-----------

Enrolments Niue - 2015 Calendar Year							
Course	Funding Source						Total
	DFAT Subsidised		Total	Non-subsidised		Total	
	Female	Male		Female	Male		
Certificate III in Commercial Cookery	1	0	1			0	1
Certificate III in Early Childhood Education and Care	2	0	2			0	2
Certificate III in Plumbing	0	2	2			0	2
Grand Total:	3	2	5	0	0	0	5

Current Enrolments Niue - 2016							
Course	Funding Source						Total
	DFAT Subsidised		Total	Non-subsidised		Total	
	Female	Male		Female	Male		
None			0			0	0
Grand Total:	0	0	0	0	0	0	0

Cumulative Graduates Niue - 2007 to Date							
Course	Funding Source						Total
	DFAT Subsidised		Total	Non-subsidised		Total	
	Female	Male		Female	Male		
Certificate III in Carpentry	0	1	1			0	1
Certificate III in Commercial Cookery	3	1	4			0	4
Certificate III in Early Childhood Education and Care	2	0	2			0	2
Certificate III in Electrotechnology Electrician	0	1	1			0	1
Certificate III in Engineering – Fabrication Trade	0	2	2			0	2
Certificate III in Engineering – Mechanical Trade (Diesel Fitting)	0	2	2			0	2
Certificate III in Light Vehicle Mechanical Technology	0	1	1			0	1
Certificate III in Plumbing	0	4	4			0	4
Grand Total:	5	12	17	0	0	0	17

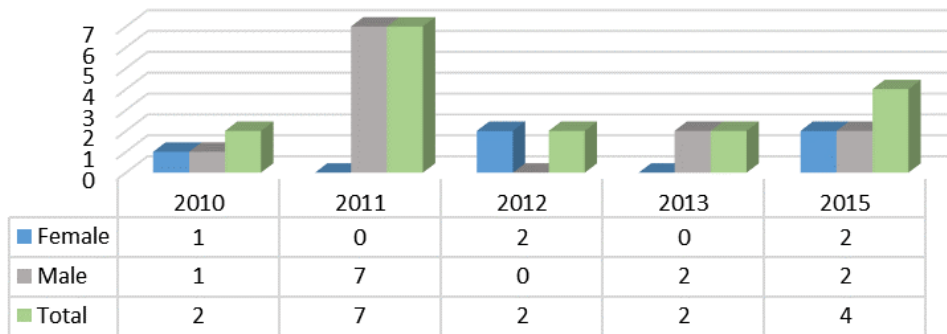
Stage 2 Total:	4	4	8	0	0	0	8
Stage 1 Total:	1	8	9	0	0	0	9

Total for Both Stages:	5	12	17	0	0	0	17
-------------------------------	----------	-----------	-----------	----------	----------	----------	-----------

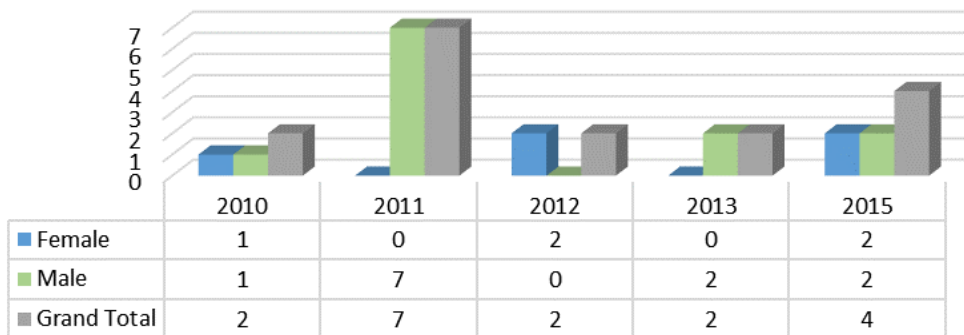
Graduates Niue - 2015 Calendar Year							
Course	Funding Source						Total
	DFAT Subsidised		Total	Non-subsidised		Total	
	Female	Male		Female	Male		
Certificate III in Early Childhood Education and Care	2	0	2			0	2
Certificate III in Plumbing	0	2	2			0	2
Grand Total:	2	2	4	0	0	0	4

Graduates Niue - 2016 Calendar Year to Date							
Course	Funding Source						Total
	DFAT Subsidised		Total	Non-subsidised		Total	
	Female	Male		Female	Male		
None	0	0	0			0	0
Grand Total:	0	0	0	0	0	0	0

Niue Graduates by Year and Gender



DFAT Subsidised Niue Graduates by Year and Gender



Non-Subsidised Niue Graduates by Year and Gender

	2009	2010	2011	2012	2013	2014	2015
Female	0	0	0	0	0	0	0
Male	0	0	0	0	0	0	0
Grand Total	0	0	0	0	0	0	0

Migrations 2007 to date - Niue Citizens	
Destination Country	Total
New Zealand	1
Grand Total:	1

Stage 2 Total:	1
Stage 1 Total:	0
Total for Both Stages:	1

Migrations 2007 to date - Niue Citizens by Course	
Course	Total
Certificate III in Commercial Cookery	1
Grand Total:	1

Stage 2 Total:	1
Stage 1 Total:	0
Total for Both Stages:	1

Special Needs Enrolments/Graduates by Stage

	Stage 1	Stage 2
1		
0		
■ Graduated	0	0
■ Enrolled	0	0

Non-Completions Niue - 2007 to Date					
Course	Funding Source				Total
	DFAT Subsidised		Non-subsidised		
	Female	Male	Female	Male	
Certificate III in Commercial Cookery	1	0			1
Certificate III in Electrotechnology Electrician	0	3			3
Grand Total:	1	3	0	0	4

Stage 2 Total:	1	2	0	0	3
Stage 1 Total:	0	1	0	0	1

Total for Both Stages:	1	3	0	0	4
-------------------------------	----------	----------	----------	----------	----------

Cumulative Deferrals Niue - 2007 to Date			
Course	Female	Male	Total
None			0
Grand Total:	0	0	0

Stage 2 Total:	0	0	0
Stage 1 Total:	0	0	0

Total for Both Stages:	0	0	0
-------------------------------	----------	----------	----------

Palau

Cumulative Applications Palau - 2007 to Date							
Course	Funding Source						Total
	DFAT Subsidised		Total	Non-subsidised		Total	
	Female	Male		Female	Male		
Certificate III in Engineering – Mechanical Trade (Refrigeration and Air-Conditioning)	0	2	2			0	2
Certificate III in Hairdressing	1	0	1			0	1
Certificate III in Hospitality	1	2	3			0	3
Certificate III in Hospitality (Lodge)	3	0	3	12	6	18	21
Certificate III in Tourism	1	2	3			0	3
Certificate IV in Hospitality	2	0	2			0	2
Diploma in Community Services Work	2	0	2			0	2
Diploma of Hospitality	2	4	6			0	6
Course Not Stated	1	0	1			0	1
Grand Total:	13	10	23	12	6	18	41

Stage 2 Total:	5	6	11	12	6	18	29
Stage 1 Total:	8	4	12	0	0	0	12

Total for Both Stages:	13	10	23	12	6	18	41
-------------------------------	-----------	-----------	-----------	-----------	----------	-----------	-----------

Applications Palau - 2015 Calendar Year							
Course	Funding Source						Total
	DFAT Subsidised		Total	Non-subsidised		Total	
	Female	Male		Female	Male		
None			0			0	0
Grand Total:	0	0	0	0	0	0	0

Applications Palau - 2016							
Course	Funding Source						Total
	DFAT Subsidised		Total	Non-subsidised		Total	
	Female	Male		Female	Male		
None			0			0	0
Grand Total:	0	0	0	0	0	0	0

Cumulative Enrolments Palau - 2007 to Date							
Course	Funding Source						Total
	DFAT Subsidised		Total	Non-subsidised		Total	
	Female	Male		Female	Male		
Certificate III in Engineering – Mechanical Trade (Refrigeration and Air-Conditioning)	0	1	1			0	1
Certificate III in Hospitality	1	0	1	11	6	17	18
Certificate III in Tourism	1	1	2			0	2
Certificate IV in Hospitality	1	1	2			0	2
Diploma of Community Services Work	2	0	2			0	2
Diploma of Hospitality	2	4	6			0	6
Grand Total:	7	7	14	11	6	17	31

Stage 2 Total:	3	5	8	11	6	17	25
Stage 1 Total:	4	2	6	0	0	0	6

Total for Both Stages	7	7	14	11	6	17	31
------------------------------	----------	----------	-----------	-----------	----------	-----------	-----------

Enrolments Palau - 2015 Calendar Year							
Course	Funding Source						Total
	DFAT Subsidised		Total	Non-subsidised		Total	
	Female	Male		Female	Male		
None			0			0	0
Grand Total:	0	0	0	0	0	0	0

Current Enrolments Palau - 2016							
Course	Funding Source						Total
	DFAT Subsidised		Total	Non-subsidised		Total	
	Female	Male		Female	Male		
None			0			0	0
Grand Total:	0	0	0	0	0	0	0

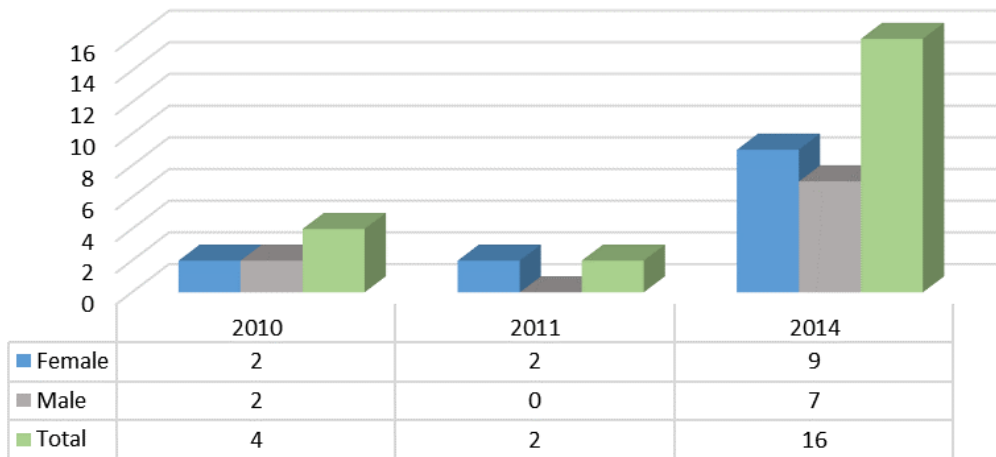
Cumulative Graduates Palau - 2007 to Date							
Course	Funding Source						Total
	DFAT Subsidised		Total	Non-subsidised		Total	
	Female	Male		Female	Male		
Certificate III in Hospitality	1	0	1	6	3	9	10
Certificate III in Tourism	1	1	2			0	2
Certificate IV in Hospitality	1	1	2			0	2
Diploma of Community Services Work	2	0	2			0	2
Diploma of Hospitality	2	4	6			0	6
Grand Total:	7	6	13	6	3	9	22

Stage 2 Total:	3	4	7	6	3	9	16
Stage 1 Total:	4	2	6	0	0	0	6

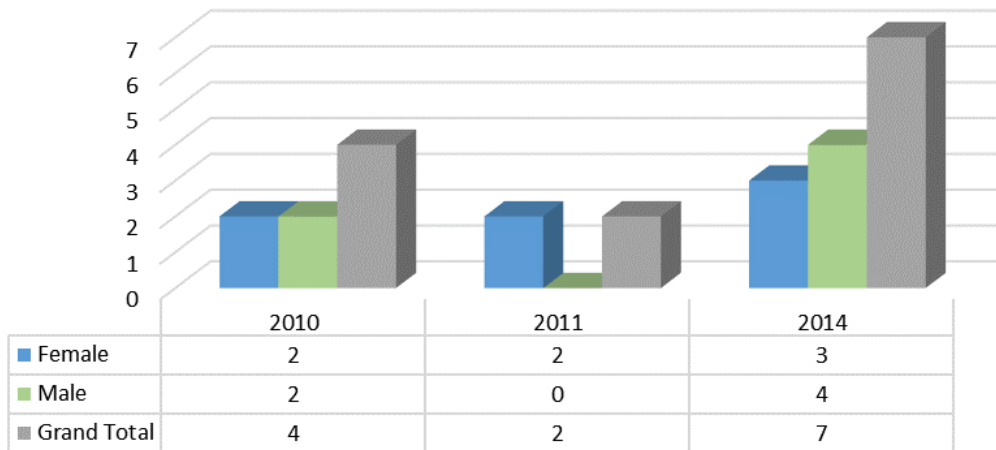
Total for Both Stages:	7	6	13	6	3	9	22
-------------------------------	----------	----------	-----------	----------	----------	----------	-----------

Graduates Palau - 2015 Calendar Year							
Course	Funding Source						Total
	DFAT Subsidised		Total	Non-subsidised		Total	
	Female	Male		Female	Male		
None			0			0	0
Grand Total:	0	0	0	0	0	0	0

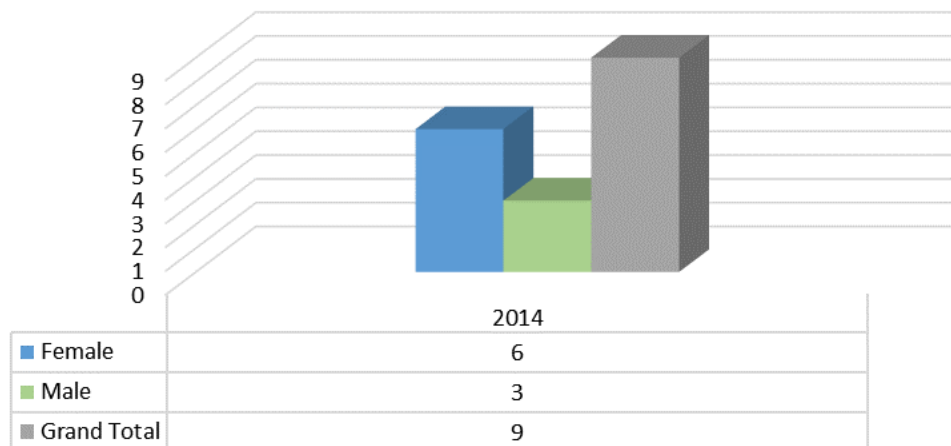
Palau Graduates by Year and Gender



DFAT Subsidised Palau Graduates by Year and Gender



Non-Subsidised Palau Graduates by Year and Gender



Migrations 2007 to date - Palau Citizens	
Destination Country	Total
Total for Both Stages:	0

Palau Special Needs Enrolments/Graduates by Stage

	Stage 1	Stage 2
1		
0		
■ Graduated	0	0
■ Enrolled	0	0

Non-Completions Palau - 2007 to Date					
Course	Funding Source				Total
	DFAT Subsidised		Non-subsidised		
	Female	Male	Female	Male	
Certificate III in Engineering – Mechanical Trade (Refrigeration and Air-Conditioning)	0	1			1
Grand Total:	0	1	0	0	1
Stage 2 Total:	0	1	0	0	1
Stage 1 Total:	0	0	0	0	0
Total for Both Stages:	0	1	0	0	1

Cumulative Deferrals Palau - 2007 to Date			
Course	Female	Male	Total
Total for Both Stages:	0	0	0

Tonga

Cumulative Applications Tonga - 2007 to Date							
Course	Funding Source						Total
	DFAT Subsidised		Total	Non-subsidised		Total	
	Female	Male		Female	Male		
Certificate III in Allied Health Assistance / Certificate III in Health Services Assistance	4	0	4	0	0	0	4
Certificate III in Carpentry	2	46	48			0	48
Certificate III in Commercial Cookery	82	66	148			0	148
Certificate III in Community Services Work	5	0	5			0	5
Certificate III in Disability	8	2	10			0	10
Certificate III in Early Childhood Education and Care	55	3	58			0	58
Certificate III in Electrotechnology Electrician	4	35	39			0	39
Certificate III in Engineering – Fabrication Trade	0	38	38			0	38
Certificate III in Engineering – Mechanical Trade (Diesel Fitting)	0	22	22			0	22
Certificate III in Engineering – Mechanical Trade (Fitting & Machining)	0	15	15			0	15
Certificate III in Engineering – Mechanical Trade (Refrigeration and Air-Conditioning)	0	15	15			0	15
Certificate III in Hairdressing	15	10	25			0	25
Certificate III in Home and Community Care / Certificate III in Aged Care	21	8	29			0	29
Certificate III in Hospitality	57	10	67			0	67
Certificate III in Hospitality (Catering Operations)	0	1	1			0	1
Certificate III in Hospitality (Lodge)	4	3	7			0	7
Certificate III in Light Vehicle Mechanical Technology	0	47	47			0	47
Certificate III in Painting and Decorating	1	5	6			0	6
Certificate III in Pathways to Further Study			0			0	0
Certificate III in Patisserie	13	5	18			0	18
Certificate III in Plumbing	0	21	21			0	21
Certificate III in Tourism	79	12	91			0	91
Certificate III in Wall and Floor Tiling	0	13	13			0	13
Certificate IV in Disability	1	1	2			0	2
Certificate IV in Hospitality	3	1	4			0	4
Certificate IV in Youth Work	2	2	4			0	4
Certificate IV Training and Assessment	29	39	68	23	29	52	120
Diploma in Community Services Work	25	4	29	0	0	0	29
Diploma of Children's Services (Early Childhood Education and Care)	17	0	17			0	17
Course Not Stated	4	2	6			0	6
Grand Total:	431	426	857	23	29	52	909
Stage 2 Total:	138	203	341	21	27	48	389
Stage 1 Total:	293	223	516	2	2	4	520
Total for Both Stages	431	426	857	23	29	52	909

Applications Tonga - 2015 Calendar Year							
Course	Funding Source						Total
	DFAT Subsidised		Total	Non-subsidised		Total	
	Female	Male		Female	Male		
Certificate III in Carpentry	0	5	5			0	5
Certificate III in Commercial Cookery	2	1	3			0	3
Certificate III in Early Childhood Education and Care	3	0	3			0	3
Certificate III in Electrotechnology Electrician	0	6	6			0	6
Certificate III in Engineering – Fabrication Trade	0	11	11			0	11
Certificate III in Engineering – Mechanical Trade (Diesel Fitting)	0	2	2			0	2
Certificate III in Engineering – Mechanical Trade (Fitting & Machining)	0	2	2			0	2
Certificate III in Hairdressing	0	1	1			0	1
Certificate III in Hospitality	4	2	6			0	6
Certificate III in Light Vehicle Mechanical Technology	0	7	7			0	7
Certificate III in Plumbing	0	1	1			0	1
Certificate III in Wall and Floor Tiling	0	4	4			0	4
Certificate IV in Disability	1	1	2			0	2
Certificate IV in Hospitality	1	0	1			0	1
Certificate IV Training and Assessment	1	0	1	20	25	45	46
Course Not Stated	1	0	1			0	1
Grand Total:	13	43	56	20	25	45	101

Applications Tonga - 2016							
Course	Funding Source						Total
	DFAT Subsidised		Total	Non-subsidised		Total	
	Female	Male		Female	Male		
Certificate III in Allied Health Assistance / Certificate III in Health Services Assistance	3	0	3			0	3
Certificate III in Carpentry	0	1	1			0	1
Certificate III in Commercial Cookery	3	2	5			0	5
Certificate III in Early Childhood Education and Care	1	0	1			0	1
Certificate III in Electrotechnology Electrician	0	3	3			0	3
Certificate III in Engineering – Fabrication Trade	0	1	1			0	1
Certificate III in Hospitality	1	0	1			0	1
Certificate III in Plumbing	0	1	1			0	1
Certificate III in Tourism	2	0	2			0	2
Grand Total:	10	8	18	0	0	0	15

Cumulative Enrolments Tonga - 2007 to Date							
Course	Funding Source						Total
	DFAT Subsidised		Total	Non-subsidised		Total	
	Female	Male		Female	Male		
Certificate III in Carpentry	0	19	19			0	19
Certificate III in Commercial Cookery	32	27	59			0	59
Certificate III in Community Services Work	2	0	2			0	2
Certificate III in Disability	5	1	6			0	6
Certificate III in Early Childhood Education and Care	31	0	31			0	31
Certificate III in Electrotechnology Electrician	2	7	9			0	9
Certificate III in Engineering – Fabrication Trade	0	20	20			0	20
Certificate III in Engineering – Mechanical Trade (Diesel Fitting)	0	7	7			0	7
Certificate III in Engineering – Mechanical Trade (Fitting & Machining)	0	3	3			0	3
Certificate III in Engineering – Mechanical Trade (Refrigeration and Air-Conditioning)	0	11	11			0	11
Certificate III in Hairdressing	7	3	10			0	10
Certificate III in Home and Community Care / Certificate III in Aged Care	16	4	20			0	20
Certificate III in Hospitality	27	5	32			0	32
Certificate III in Hospitality (Lodge)	1	0	1			0	1
Certificate III in Light Vehicle Mechanical Technology	0	22	22			0	22
Certificate III in Painting and Decorating	0	3	3			0	3
Certificate III in Patisserie	0	1	1			0	1
Certificate III in Plumbing	0	7	7			0	7
Certificate III in Tourism	37	9	46			0	46
Certificate III in Wall and Floor Tiling	0	5	5			0	5
Certificate IV in Hospitality	1	0	1			0	1
Certificate IV in Training and Assessment	30	36	66	22	28	50	116
Certificate IV in Youth Work	2	2	4			0	4
Diploma of Children's Services (Early Childhood Education and Care)	7	0	7			0	7
Diploma of Community Services Work	3	0	3			0	3
Grand Total:	203	192	395	22	28	50	445
Stage 2 Total:	91	126	217	19	26	45	262
Stage 1 Total:	112	66	178	3	2	5	183
Total for Both Stages	203	192	395	22	28	50	445

Enrolments Tonga - 2015 Calendar Year							
Course	Funding Source						Total
	DFAT Subsidised		Total	Non-subsidised		Total	
	Female	Male		Female	Male		
Certificate III in Carpentry	0	2	2			0	2
Certificate III in Commercial Cookery	1	0	1			0	1
Certificate III in Community Services Work	2	0	2			0	2
Certificate III in Electrotechnology Electrician	0	3	3			0	3
Certificate III in Engineering – Fabrication Trade	0	3	3			0	3
Certificate III in Engineering – Mechanical Trade (Diesel Fitting)	0	4	4			0	4
Certificate III in Hospitality	4	0	4			0	4
Certificate III in Light Vehicle Mechanical Technology	0	9	9			0	9
Certificate III in Pathways to Further Study			0			0	0
Certificate III in Plumbing	0	6	6			0	6
Certificate III in Wall and Floor Tiling	0	2	2			0	2
Certificate IV Training and Assessment	1	4	5	19	23	42	47
Grand Total:	8	33	41	19	23	42	83

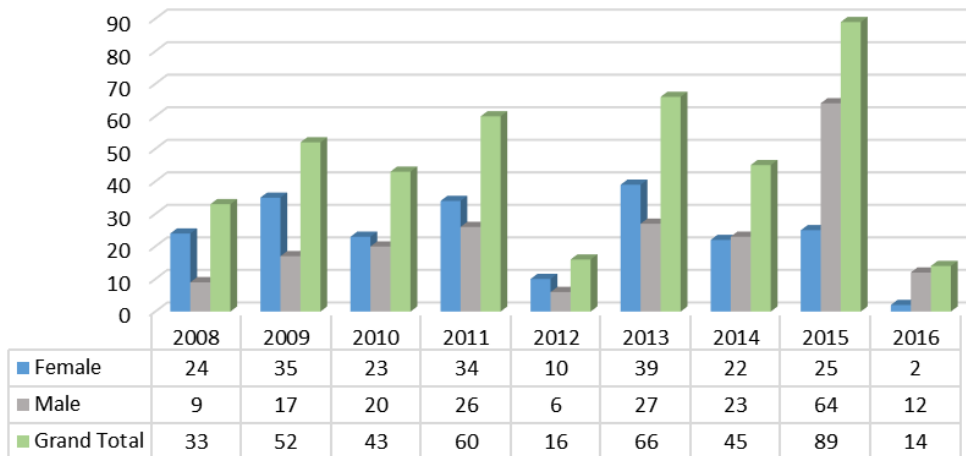
Current Enrolments Tonga - 2016							
Course	Funding Source						Total
	DFAT Subsidised		Total	Non-subsidised		Total	
	Female	Male		Female	Male		
Certificate III in Carpentry	0	3	3			0	3
Certificate III in Electrotechnology Electrician	1	0	1			0	1
Certificate III in Engineering – Fabrication Trade	0	4	4			0	4
Certificate III in Hospitality	0	1	1			0	1
Certificate III in Light Vehicle Mechanical Technology	0	1	1			0	1
Certificate III in Painting and Decorating	0	1	1			0	1
Certificate III in Plumbing	0	1	1			0	1
Grand Total:	1	11	12	0	0	0	12

Cumulative Graduates Tonga - 2007 to Date							
Course	Funding Source						Total
	DFAT Subsidised		Total	Non-subsidised		Total	
	Female	Male		Female	Male		
Certificate III in Carpentry	0	19	19			0	19
Certificate III in Commercial Cookery	32	26	58			0	58
Certificate III in Community Services Work	2	0	2			0	2
Certificate III in Disability	5	1	6			0	6
Certificate III in Early Childhood Education and Care	30	0	30			0	30
Certificate III in Electrotechnology Electrician	2	5	7			0	7
Certificate III in Engineering – Fabrication Trade	0	20	20			0	20
Certificate III in Engineering – Mechanical Trade (Diesel Fitting)	0	7	7			0	7
Certificate III in Engineering – Mechanical Trade (Fitting & Machining)	0	3	3			0	3
Certificate III in Engineering – Mechanical Trade (Refrigeration and Air-Conditioning)	0	11	11			0	11
Certificate III in Hairdressing	7	3	10			0	10
Certificate III in Home and Community Care / Certificate III in Aged Care	16	4	20			0	20
Certificate III in Hospitality	25	5	30			0	30
Certificate III in Hospitality (Lodge)	1	0	1			0	1
Certificate III in Light Vehicle Mechanical Technology	0	20	20			0	20
Certificate III in Painting and Decorating	0	3	3			0	3
Certificate III in Patisserie	0	1	1			0	1
Certificate III in Plumbing	0	6	6			0	6
Certificate III in Tourism	37	9	46			0	46
Certificate III in Wall and Floor Tiling	0	5	5			0	5
Certificate IV in Hospitality	1	0	1			0	1
Certificate IV in Training and Assessment	26	30	56	19	24	43	99
Certificate IV in Youth Work	1	2	3			0	3
Diploma of Children's Services (Early Childhood Education and Care)	7	0	7			0	7
Diploma of Community Services Work	3	0	3			0	3
Grand Total:	195	180	375	19	24	43	418
Stage 2 Total:	88	121	209	17	23	40	249
Stage 1 Total:	107	60	167	2	0	2	169
Total for Both Stages	195	180	375	19	24	43	418

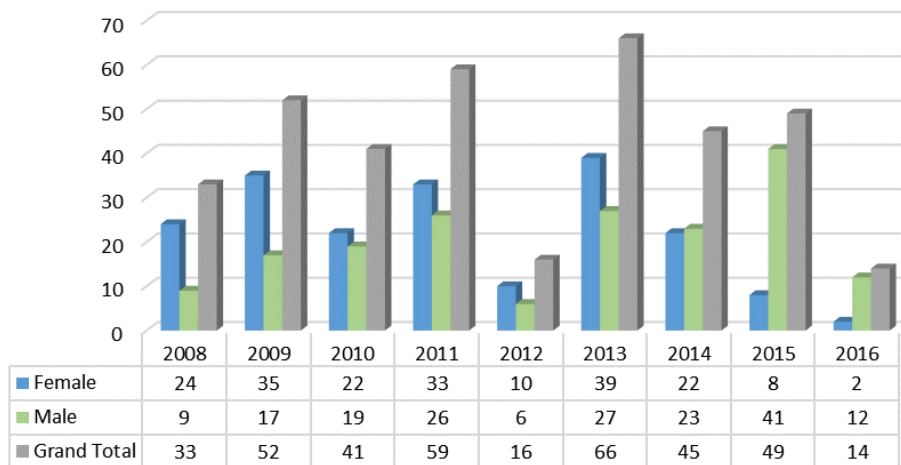
Graduates Tonga - 2015 Calendar Year							
Course	Funding Source						Total
	DFAT Subsidised		Total	Non-subsidised		Total	
	Female	Male		Female	Male		
Certificate III in Carpentry	0	5	5			0	5
Certificate III in Commercial Cookery	1	0	1			0	1
Certificate III in Community Services Work	2	0	2			0	2
Certificate III in Electrotechnology Electrician	1	5	6			0	6
Certificate III in Engineering – Fabrication Trade	0	4	4			0	4
Certificate III in Engineering – Mechanical Trade (Diesel Fitting)	0	4	4			0	4
Certificate III in Hospitality	3	0	3			0	3
Certificate III in Light Vehicle Mechanical Technology	0	13	13			0	13
Certificate III in Painting and Decorating	0	1	1			0	1
Certificate III in Plumbing	0	4	4			0	4
Certificate III in Wall and Floor Tiling	0	4	4			0	4
Certificate IV in Training and Assessment	1	1	2	17	23	40	42
Grand Total:	8	41	49	17	23	40	89

Graduates Tonga - 2016 Calendar Year to Date							
Course	Funding Source						Total
	DFAT Subsidised		Total	Non-subsidised		Total	
	Female	Male		Female	Male		
Certificate III in Carpentry	0	3	3			0	3
Certificate III in Electrotechnology Electrician	1	0	1			0	1
Certificate III in Engineering - Fabrication Trade	0	4	4			0	4
Certificate III in Hospitality	1	1	2			0	2
Certificate III in Light Vehicle Mechanical Technology	0	1	1			0	1
Certificate III in Painting and Decorating	0	1	1			0	1
Certificate III in Plumbing	0	2	2			0	2
Grand Total:	2	12	14	0	0	0	14

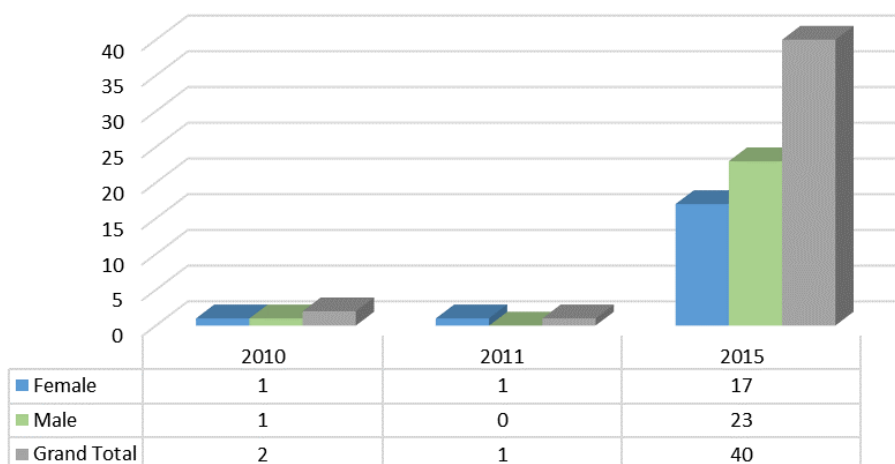
Tonga Graduates by Year and Gender



DFAT Subsidised Tonga Graduates by Year and Gender



Non-Subsidised Tonga Graduates by Year and Gender



Migrations 2007 to date - Tonga Citizens	
Destination Country	Total
Australia	2
Fiji	1
New Zealand	11
Samoa	1
USA	1
Grand Total:	16

Stage 2 Total:	3
Stage 1 Total:	13
Total for Both Stages:	16

Migrations 2007 to date - Tonga Citizens by Course	
Course	Total
Certificate III in Commercial Cookery	1
Certificate III in Early Childhood Education and Care	1
Certificate III in Engineering - Fabrication Trade	1
Certificate III in Hairdressing	3
Certificate III in Hospitality	1
Certificate IV in Training and Assessment	10
Diploma of Children's Services (Early Childhood Education and Care)	1
Grand Total:	18

Stage 2 Total:	5
Stage 1 Total:	13
Total for Both Stages:	18

Tonga Special Needs Enrolments/Graduates by Stage

	Stage I	Stage II
1		
0		
■ Graduated	0	0
■ Enrolled	0	0

Non-Completions Tonga - 2007 to Date					
Course	Funding Source				Total
	DFAT Subsidised		Non-subsidised		
	Female	Male	Female	Male	
Certificate III in Commercial Cookery	0	1			1
Certificate III in Early Childhood Education and Care	1	0			1
Certificate III in Electrotechnology Electrician	0	2			2
Certificate III in Hospitality	2	0			2
Certificate III in Light Vehicle Mechanical Technology	0	2			2
Certificate IV in Youth Work	1	0			1
Certificate IV Training and Assessment	4	6	3	4	17
Grand Total:	8	11	3	4	26
Stage 2 Total:					
	4	6	2	3	15
Stage 1 Total:					
	4	5	1	1	11
Total for Both Stages:					
	8	11	3	4	26

Cumulative Deferrals Tonga - 2007 to Date			
Course	Female	Male	Total
Certificate III in Allied Health Assistance / Certificate III in Health Services Assistance	1	0	1
Certificate III in Commercial Cookery	0	1	1
Certificate III in Disability	1	0	1
Certificate III in Early Childhood Education and Care			0
Certificate III in Hairdressing	1	0	1
Certificate III in Plumbing	0	1	1
Grand Total:	3	2	5
Stage 2 Total:			
	3	2	5
Stage 1 Total:			
	0	0	0
Total for Both Stages:			
	3	2	5

Tuvalu

Cumulative Applications Tuvalu - 2007 to Date							
Course	Funding Source					Total	
	DFAT Subsidised		Total	Non-subsidised			
	Female	Male		Female	Male		
Certificate III in Carpentry	0	19	19			0	19
Certificate III in Commercial Cookery	8	9	17			0	17
Certificate III in Community Services Work	9	2	11			0	11
Certificate III in Disability	4	2	6			0	6
Certificate III in Early Childhood Education and Care	53	0	53			0	53
Certificate III in Electrotechnology Electrician	1	13	14			0	14
Certificate III in Engineering – Fabrication Trade	0	2	2			0	2
Certificate III in Engineering – Mechanical Trade (Diesel Fitting)	0	2	2			0	2
Certificate III in Engineering – Mechanical Trade (Fitting & Machining)	0	2	2			0	2
Certificate III in Engineering – Mechanical Trade (Refrigeration and Air-Conditioning)	0	12	12			0	12
Certificate III in Home and Community Care / Certificate III in Aged Care	4	0	4			0	4
Certificate III in Hospitality	15	2	17			0	17
Certificate III in Hospitality (Lodge)	3	0	3			0	3
Certificate III in Individual Support	2	0	2			0	2
Certificate III in Light Vehicle Mechanical Technology	0	26	26			0	26
Certificate III in Patisserie	6	3	9			0	9
Certificate III in Painting and Decorating	1	9	10			0	10
Certificate III in Plumbing	0	12	12			0	12
Certificate III in Tourism	3	1	4			0	4
Certificate III in Wall and Floor Tiling	4	3	7			0	7
Certificate IV in Community Development	0	1	1			0	1
Certificate IV in Disability	4	0	4			0	4
Certificate IV in Hospitality	3	0	3			0	3
Certificate IV in Leadership and Management	1	0	1				1
Certificate IV in Youth Work	10	4	14			0	14
Certificate IV Training and Assessment	10	16	26			0	26
Diploma in Children's Services	7	0	7			0	7
Diploma in Community Services Work	5	0	5			0	5
Course Not Stated	2	0	2			0	2
Grand Total:	155	140	295	0	0	0	295
Stage 2 Total:	90	89	179	0	0	0	179
Stage 1 Total:	65	51	116	0	0	0	116
Total for Both Stages:	155	140	295	0	0	0	295

Applications Tuvalu - 2015 Calendar Year							
Course	Funding Source						Total
	DFAT Subsidised		Total	Non-subsidised		Total	
	Female	Male		Female	Male		
Certificate III in Carpentry	0	2	2			0	2
Certificate III in Early Childhood Education and Care	1	0	1			0	1
Certificate III in Electrotechnology Electrician	0	1	1			0	1
Certificate III in Engineering – Mechanical Trade (Diesel Fitting)	0	1	1			0	1
Certificate III in Engineering – Mechanical Trade (Refrigeration and Air-Conditioning)	0	2	2			0	2
Certificate III in Hospitality	0	1	1			0	1
Certificate III in Light Vehicle Mechanical Technology	0	2	2			0	2
Grand Total:	1	9	10	0	0	0	10

Applications Tuvalu - 2016							
Course	Funding Source						Total
	DFAT Subsidised		Total	Non-subsidised		Total	
	Female	Male		Female	Male		
Certificate III in Community Services	1	1	2			0	2
Certificate III in Early Childhood Education and Care	5	0	5			0	5
Certificate III in Electrotechnology Electrician	0	1	1			0	1
Certificate III in Engineering – Mechanical Trade (Refrigeration and Air-Conditioning)	0	2	2			0	2
Certificate III in Hospitality	3	0	3			0	3
Certificate III in Hospitality (Lodge)	3	0	3			0	3
Certificate III in Individual Support	1	0	1				1
Certificate III in Light Vehicle Mechanical Technology	0	2	2			0	2
Certificate III in Plumbing	0	5	5			0	5
Certificate IV in Community Development	0	1	1			0	1
Certificate IV in Disability	4	0	4			0	4
Certificate IV in Leadership and Management	1	0	1			0	1
Certificate IV in Youth Work	3	1	4			0	4
Grand Total:	21	13	34	0	0	0	34

Cumulative Enrolments Tuvalu - 2007 to Date							
Course	Funding Source						Total
	DFAT Subsidised		Total	Non-subsidised		Total	
	Female	Male		Female	Male		
Certificate III in Carpentry	0	4	4			0	4
Certificate III in Commercial Cookery	2	6	8			0	8
Certificate III in Community Services Work	3	1	4			0	4
Certificate III in Disability	1	1	2			0	2
Certificate III in Early Childhood Education and Care	26	0	26			0	26
Certificate III in Electrotechnology Electrician	0	4	4			0	4
Certificate III in Engineering – Fabrication Trade	0	1	1			0	1
Certificate III in Engineering – Mechanical Trade (Diesel Fitting)	0	2	2			0	2
Certificate III in Engineering – Mechanical Trade (Refrigeration and Air-Conditioning)	0	1	1			0	1
Certificate III in Home and Community Care / Certificate III in Aged Care	3	0	3			0	3
Certificate III in Hospitality	6	2	8			0	8
Certificate III in Hospitality (Lodge)	1	0	1			0	1
Certificate III in Light Vehicle Mechanical Technology	0	7	7			0	7
Certificate III in Patisserie	4	1	5			0	5
Certificate III in Painting and Decorating	0	2	2			0	2
Certificate III in Plumbing	0	1	1			0	1
Certificate III in Wall and Floor Tiling	3	1	4			0	4
Certificate IV in Disability	2	0	2			0	2
Certificate IV in Hospitality	1	0	1			0	1
Certificate IV in Leadership and Management	1	0	1			0	1
Certificate IV in Youth Work	3	2	5			0	5
Certificate IV Training and Assessment	0	3	3			0	3
Diploma of Children's Services (Early Childhood Education and Care)	1	0	1			0	1
Grand Total:	57	39	96	0	0	0	96
Stage 2 Total:	40	28	68	0	0	0	68
Stage 1 Total:	17	11	28	0	0	0	28
Total for Both Stages:	57	39	96	0	0	0	96

Enrolments Tuvalu - 2015 Calendar Year							
Course	Funding Source						Total
	DFAT Subsidised		Total	Non-subsidised		Total	
	Female	Male		Female	Male		
Certificate III in Community Services Work	2	1	3			0	3
Certificate III in Early Childhood Education and Care	1	0	1			0	1
Certificate III in Engineering – Fabrication Trade	0	1	1			0	1
Certificate III in Engineering – Mechanical Trade (Refrigeration and Air Conditioning)	0	1	1			0	1
Certificate III in Light Vehicle Mechanical Technology	0	1	1			0	1
Certificate III in Wall and Floor Tiling	1	1	2			0	2
Grand Total:	4	5	9	0	0	0	9

Current Enrolments Tuvalu - 2016							
Course	Funding Source						Total
	DFAT Subsidised		Total	Non-subsidised		Total	
	Female	Male		Female	Male		
Certificate III in Plumbing	0	1	1			0	1
Certificate IV in Leadership and Management			0	1	0	1	1
Grand Total:	0	1	1	1	0	1	2

Cumulative Graduates Tuvalu - 2007 to Date							
Course	Funding Source						Total
	DFAT Subsidised		Total	Non-subsidised		Total	
	Female	Male		Female	Male		
Certificate III in Carpentry	0	4	4			0	4
Certificate III in Commercial Cookery	2	6	8			0	8
Certificate III in Community Services Work	3	1	4			0	4
Certificate III in Disability	1	1	2			0	2
Certificate III in Early Childhood Education and Care	26	0	26			0	26
Certificate III in Electrotechnology Electrician	0	4	4			0	4
Certificate III in Engineering – Fabrication Trade	0	1	1			0	1
Certificate III in Engineering – Mechanical Trade (Diesel Fitting)	0	2	2			0	2
Certificate III in Engineering - Mechanical Trade (Refrigeration and Air Conditioning)	0	1	1			0	1
Certificate III in Home and Community Care / Certificate III in Aged Care	3	0	3			0	3
Certificate III in Hospitality	6	1	7			0	7
Certificate III in Hospitality (Lodge)	1	0	1			0	1
Certificate III in Light Vehicle Mechanical Technology	0	7	7			0	7
Certificate III in Painting and Decorating	0	2	2			0	2
Certificate III in Patisserie	4	1	5			0	5
Certificate III in Plumbing	0	1	1				1
Certificate III in Wall and Floor Tiling	2	1	3			0	3
Certificate IV in Disability	2	0	2			0	2
Certificate IV in Hospitality	1	0	1			0	1
Certificate IV in Training and Assessment	0	3	3			0	3
Certificate IV in Youth Work	3	2	5			0	5
Diploma of Children's Services (Early Childhood Education and Care)	1	0	1			0	1
Grand Total:	55	38	93	0	0	0	93

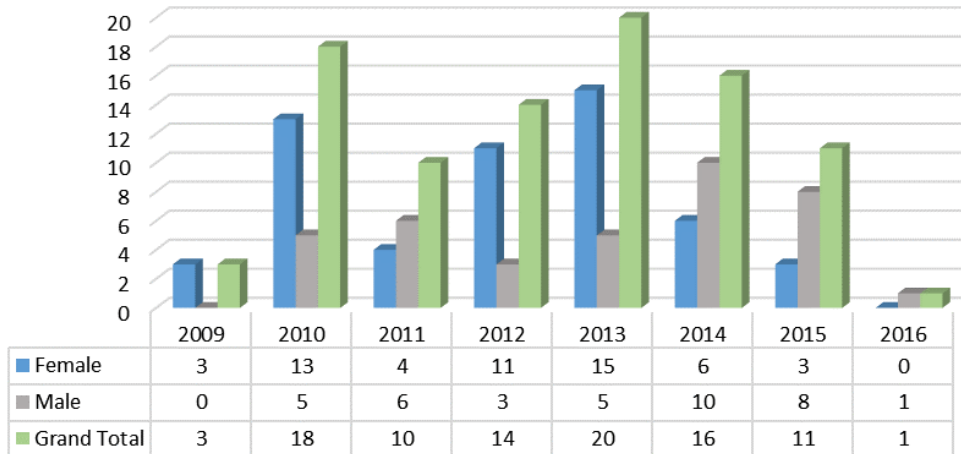
Stage 2 Total:	38	29	67	0	0	0	67
Stage 1 Total:	17	9	26	0	0	0	26

Total for Both Stages:	55	38	93	0	0	0	93
-------------------------------	-----------	-----------	-----------	----------	----------	----------	-----------

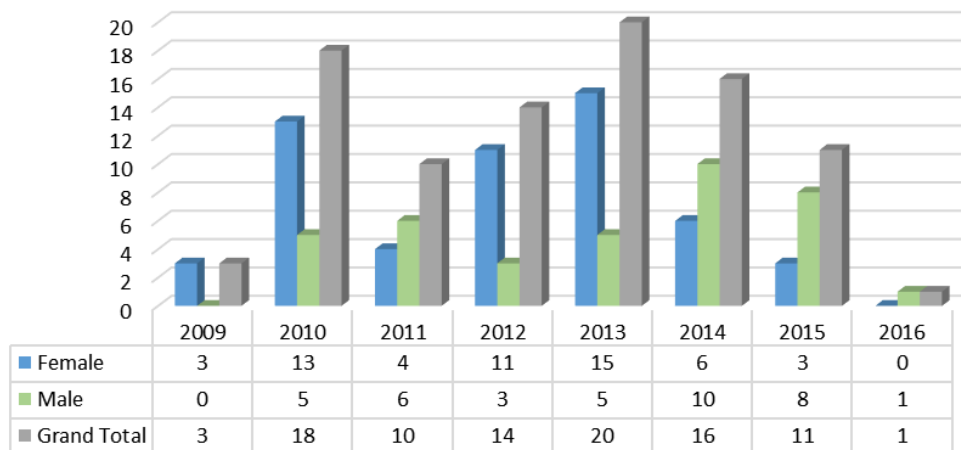
Graduates Tuvalu - 2015 Calendar Year							
Course	Funding Source						Total
	DFAT Subsidised		Total	Non-subsidised		Total	
	Female	Male		Female	Male		
Certificate III in Community Services Work	2	1	3			0	3
Certificate III in Early Childhood Education and Care	1	0	1			0	1
Certificate III in Electrotechnology Electrician	0	2	2			0	2
Certificate III in Engineering – Fabrication Trade	0	1	1			0	1
Certificate III in Engineering - Mechanical Trade (Refrigeration and Air Conditioning)	0	1	1			0	1
Certificate III in Light Vehicle Mechanical Technology	0	2	2			0	2
Certificate III in Wall and Floor Tiling	0	1	1			0	1
Grand Total:	3	8	11	0	0	0	11

Graduates Tuvalu - 2016 Calendar Year to Date							
Course	Funding Source						Total
	DFAT Subsidised		Total	Non-subsidised		Total	
	Female	Male		Female	Male		
Certificate III in Plumbing	0	1	1			0	1
Grand Total:	0	1	1	0	0	0	1

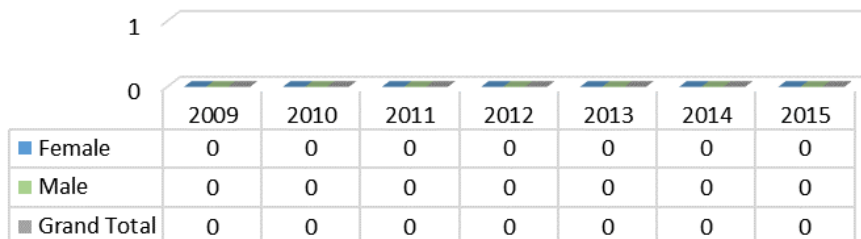
Tuvalu Graduates by Year and Gender



DFAT Subsidised Tuvalu Graduates by Year and Gender



Non-Subsidised Tuvalu Graduates by Year and Gender



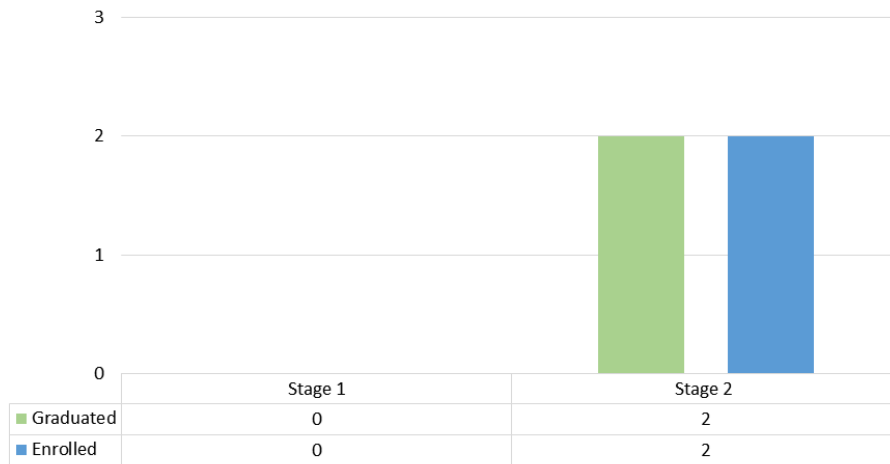
Migrations 2007 to date - Tuvalu Citizens	
Destination Country	Total
Fiji	1
Marshall Islands	1
New Zealand	2
USA	1
Grand Total:	5

Stage 2 Total:	3
Stage 1 Total:	2
Total for Both Stages:	5

Migrations 2007 to date - Tuvalu Citizens by Course	
Course	Total
Certificate III in Commercial Cookery	1
Certificate IV in Training and Assessment	2
Grand Total:	3

Stage 2 Total:	3
Stage 1 Total:	2
Total for Both Stages:	5

Tuvalu Special Needs Enrolments/Graduates by Stage



Non-Completions Tuvalu - 2007 to Date					
Course	Funding Source				Total
	DFAT Subsidised		Non-subsidised		
	Female	Male	Female	Male	
Certificate III in Hospitality	0	1			1
Certificate III in Wall and Floor Tiling	1	0			1
Grand Total:	1	1	0	0	2
Stage 2 Total:					
	1	0	0	0	1
Stage 1 Total:					
	0	1	0	0	1
Total for Both Stages:					
	1	1	0	0	2

Cumulative Deferrals Tuvalu - 2007 to Date			
Course	Female	Male	Total
Certificate III in Engineering – Mechanical Trade (Refrigeration and Air-Conditioning)	0	1	1
Certificate IV in Children's Services	2	0	2
Certificate IV in Community Services	1	0	1
Grand Total:	3	1	4
Stage 2 Total:			
	3	1	4
Stage 1 Total:			
	0	0	0
Total for Both Stages:			
	3	1	4

Annex 2 Cumulative Application, Enrolment, Graduate and Migration Data - All Countries

Cumulative Applications - 2007 to Date							
Course	Funding Source						Total
	DFAT Subsidised		Total	Non-subsidised		Total	
	Female	Male		Female	Male		
Certificate III in Allied Health Assistance / Certificate III in Health Services Assistance	106	60	166	1	0	1	167
Certificate III in Applied Fashion Design and Technology	43	23	66			0	66
Certificate III in Carpentry	36	2169	2205	0	1	1	2206
Certificate III in Commercial Cookery	822	1196	2018	1	0	1	2019
Certificate III in Community Services Work	191	186	377			0	377
Certificate III in Disability	195	61	256	1	0	1	257
Certificate III in Early Childhood Education and Care	2115	280	2395	1	0	1	2396
Certificate III in Electrotechnology Electrician	58	1266	1324	1	2	3	1327
Certificate III in Engineering – Fabrication Trade	26	962	988	1	31	32	1020
Certificate III in Engineering – Mechanical Trade (Diesel Fitting)	16	1185	1201	0	2	2	1203
Certificate III in Engineering – Mechanical Trade (Fitting & Machining)	27	772	799			0	799
Certificate III in Engineering – Mechanical Trade (Refrigeration and Air-Conditioning)	12	419	431			0	431
Certificate III in Formwork/Falsework	0	19	19	0	1	1	20
Certificate III in Hairdressing	226	62	288			0	288
Certificate III in Home and Community Care / Certificate III in Aged Care	325	51	376			0	376
Certificate III in Hospitality	1883	772	2655	1	0	1	2656
Certificate III in Hospitality (Catering Operations)	21	18	39			0	39
Certificate III in Hospitality (Lodge)	138	53	191	12	6	18	209
Certificate III in Indigenous Housing Repairs	0	29	29			0	29
Certificate III in Individual Support	54	9	63			0	63
Certificate III in Light Vehicle Mechanical Technology	52	1772	1824			0	1824
Certificate III in Nutrition and Dietetic Assistance	32	8	40			0	40
Certificate III in Painting and Decorating	311	406	717			0	717
Certificate III in Pathways to Further Study				16	24	40	40
Certificate III in Patisserie	211	203	414	0	1	1	415
Certificate III in Plumbing	14	520	534	0	1	1	535
Certificate III in Tourism	1008	577	1585			0	1585
Certificate III in Wall and Floor Tiling	149	340	489	0	1	1	490
Certificate IV in Business	4	11	15	51	19	70	85
Certificate IV in Community Development	66	91	157	22	9	31	188
Certificate IV in Disability	159	49	208			0	208
Certificate IV in Frontline Management	0	1	1			0	1
Certificate IV in Hospitality	437	270	707			0	707
Certificate IV in Leadership and Management	33	27	60	2	4	6	66
Certificate IV in Youth Work	204	275	479			0	479
Certificate IV in Training and Assessment	344	593	937	279	480	759	1696
Diploma in Community Services Work	337	320	657			0	657
Diploma of Children's Services (Early Childhood Education and Care)	411	32	443			0	443
Diploma of Hospitality	2	4	6			0	6
Diploma of Management			0	63	102	165	165
Diploma of Vocational Education and Training				41	36	77	77
Course not stated	90	138	228			0	228
Grand Total:	10158	15229	25387	493	720	1213	26600
Stage 2 Total:	5358	7861	13219	423	620	1043	14262
Stage 1 Total:	4857	7454	12311	13	14	27	12338
Total for Both Stages:	10215	15315	25530	436	634	1070	26600

Applications - 2015 Calendar Year							
Course	Funding Source						Total
	DFAT Subsidised		Total	Non-subsidised		Total	
	Female	Male		Female	Male		
Certificate III in Allied Health Assistance / Certificate III in Health Services Assistance	40	16	56			0	56
Certificate III in Applied Fashion Design and Technology	9	11	20			0	20
Certificate III in Carpentry	2	207	209			0	209
Certificate III in Commercial Cookery	71	113	184			0	184
Certificate III in Community Services Work	35	49	84			0	84
Certificate III in Disability	8	1	9			0	9
Certificate III in Early Childhood Education and Care	233	22	255			0	255
Certificate III in Electrotechnology Electrician	8	121	129	1	0	1	130
Certificate III in Engineering – Fabrication Trade	5	137	142	1	25	26	168
Certificate III in Engineering – Mechanical Trade (Diesel Fitting)	5	125	130	0	1	1	131
Certificate III in Engineering – Mechanical Trade (Fitting & Machining)	10	129	139			0	139
Certificate III in Engineering – Mechanical Trade (Refrigeration and Air-Conditioning)	2	44	46			0	46
Certificate III in Hairdressing	2	1	3			0	3
Certificate III in Home and Community Care / Certificate III in Aged Care	29	6	35			0	35
Certificate III in Hospitality	212	94	306			0	306
Certificate III in Hospitality (Catering Operations)	4	1	5			0	5
Certificate III in Hospitality (Lodge)	9	0	9			0	9
Certificate III in Individual Support	23	4	27			0	27
Certificate III in Light Vehicle Mechanical Technology	6	127	133			0	133
Certificate III in Patisserie	12	16	28			0	28
Certificate III in Pathways to Further Study				16	23	39	39
Certificate III in Painting and Decorating	5	28	33			0	33
Certificate III in Plumbing	0	39	39			0	39
Certificate III in Tourism	46	23	69			0	69
Certificate III in Wall and Floor Tiling	5	49	54			0	54
Certificate IV in Business	1	1	2	8	6	14	16
Certificate IV in Community Development	13	28	41			0	41
Certificate IV in Disability	43	16	59			0	59
Certificate IV in Frontline Management	0	1	1			0	1
Certificate IV in Hospitality	34	17	51			0	51
Certificate IV in Leadership and Management	0	1	1			0	1
Certificate IV in Youth Work	37	51	88			0	88
Certificate IV in Training and Assessment	1	5	6	79	105	184	190
Diploma in Community Services Work	0	2	2			0	2
Diploma of Children's Services (Early Childhood Education and Care)	0	3	3			0	3
Diploma of Management			0	7	11	18	18
Diploma of Vocational Education and Training			0	1	7	8	8
Course not stated	5	2	7			0	7
Grand Total:	915	1490	2405	113	178	291	2696

Applications - 2016

Course	Funding Source						Total
	DFAT Subsidised		Total	Non-subsidised		Total	
	Female	Male		Female	Male		
Certificate III in Allied Health Assistance / Certificate III in Health Services Assistance	8	1	9			0	9
Certificate III in Applied Fashion Design and Technology	1	0	1			0	1
Certificate III in Carpentry	0	73	73			0	73
Certificate III in Commercial Cookery	29	43	72			0	72
Certificate III in Community Services Work	1	7	8			0	8
Certificate III in Disability	1	0	1			0	1
Certificate III in Early Childhood Education and Care	79	3	82			0	82
Certificate III in Electrotechnology Electrician	0	56	56	0	1	1	57
Certificate III in Engineering – Fabrication Trade	0	44	44			0	44
Certificate III in Engineering – Mechanical Trade (Diesel Fitting)	0	45	45	0	1	1	46
Certificate III in Engineering – Mechanical Trade (Fitting & Machining)	1	28	29			0	29
Certificate III in Engineering – Mechanical Trade (Refrigeration and Air-Conditioning)	1	12	13			0	13
Certificate III in Home and Community Care / Certificate III in Aged Care	2	1	3			0	3
Certificate III in Hospitality	60	26	86			0	86
Certificate III in Hospitality (Catering Operations)	1	0	1			0	1
Certificate III in Hospitality (Lodge)	5	1	6			0	6
Certificate III in Individual Support	29	5	34			0	34
Certificate III in Light Vehicle Mechanical Technology	2	55	57			0	57
Certificate III in Patisserie	3	2	5			0	5
Certificate III in Painting and Decorating	3	17	20			0	20
Certificate III in Plumbing	4	25	29			0	29
Certificate III in Tourism	23	11	34			0	34
Certificate III in Wall and Floor Tiling	0	11	11			0	11
Certificate IV in Community Development	3	5	8			0	8
Certificate IV in Business			0			0	0
Certificate IV in Disability	10	0	10	12	7	19	29
Certificate IV in Hospitality	6	2	8			0	8
Certificate IV in Leadership and Management	33	26	59	2	4	6	65
Certificate IV in Youth Work	10	23	33			0	33
Certificate IV in Training and Assessment	19	27	46	2	2	4	50
Diploma in Community Services Work	1	0	1			0	1
Diploma of Children's Services (Early Childhood Education and Care)	0	1	1			0	1
Diploma of Vocational Education and Training			0	0	1	1	1
Grand Total:	335	550	885	16	16	32	917

Cumulative Enrolments - 2007 to Date							
Course	Funding Source						Total
	DFAT Subsidised		Total	Non-subsidised		Total	
	Female	Male		Female	Male		
Certificate III in Allied Health Assistance / Certificate III in Health Services Assistance	63	24	87	1	0	1	88
Certificate III in Applied Fashion Design and Technology	41	21	62			0	62
Certificate III in Carpentry	14	822	836	0	1	1	837
Certificate III in Commercial Cookery	295	550	845			0	845
Certificate III in Community Services Work	27	27	54			0	54
Certificate III in Disability	88	23	111	1	0	1	112
Certificate III in Early Childhood Education and Care	836	65	901			0	901
Certificate III in Electrotechnology Electrician	15	348	363	1	1	2	365
Certificate III in Engineering – Fabrication Trade	7	445	452	1	17	18	470
Certificate III in Engineering – Mechanical Trade	0	6	6			0	6
Certificate III in Engineering – Mechanical Trade (Diesel Fitting)	4	531	535	0	1	1	536
Certificate III in Engineering – Mechanical Trade (Fitting & Machining)	15	388	403	0	1	1	404
Certificate III in Engineering – Mechanical Trade (Refrigeration and Air-Conditioning)	2	155	157			0	157
Certificate III in Formwork/Falsework	0	37	37	0	1	1	38
Certificate III in Hairdressing	102	34	136			0	136
Certificate III in Home and Community Care / Certificate III in Aged Care	118	19	137	1	0	1	138
Certificate III in Hospitality	960	485	1445	12	6	18	1463
Certificate III in Hospitality (Lodge)	43	19	62			0	62
Certificate III in Individual Support	18	4	22			0	22
Certificate III in Light Vehicle Mechanical Technology	12	632	644			0	644
Certificate III in Nutrition and Dietetic Assistance	17	3	20			0	20
Certificate III in Painting and Decorating	117	183	300			0	300
Certificate III in Pathways to Further Study				16	24	40	40
Certificate III in Patisserie	82	86	168			0	168
Certificate III in Plumbing	5	148	153	0	1	1	154
Certificate III in Tourism	316	199	515			0	515
Certificate III in Wall and Floor Tiling	63	125	188			0	188
Certificate IV in Business	20	7	27	47	16	63	90
Certificate IV in Community Development	16	19	35			0	35
Certificate IV in Disability	100	24	124			0	124
Certificate IV in Hospitality	197	138	335			0	335
Certificate IV in Leadership and Management			0	28	27	55	55
Certificate IV in Training and Assessment	229	418	647	248	404	652	1299
Certificate IV in Youth Work	92	118	210			0	210
Diploma in Children's Services (Early Childhood Education and Care)	121	6	127			0	127
Diploma of Community Services Work	80	65	145			0	145
Diploma of Hospitality	2	4	6			0	6
Diploma of Management			0	34	66	100	100
Diploma of Vocational Education and Training	2	1	3	39	31	70	73
Grand Total:	4119	6179	10298	429	597	1026	11324
Stage 2 Total:	2534	3436	5970	410	568	978	6948
Stage 1 Total:	1585	2743	4328	19	29	48	4376
Total for Both Stages:	4119	6179	10298	429	597	1026	11324

Enrolments - 2015 Calendar Year							
Course	Funding Source						Total
	DFAT Subsidised		Total	Non-subsidised		Total	
	Female	Male		Female	Male		
Certificate III in Allied Health Assistance / Certificate III in Health Services Assistance	28	9	37			0	37
Certificate III in Applied Fashion Design and Technology	7	11	18			0	18
Certificate III in Carpentry	1	74	75			0	75
Certificate III in Commercial Cookery	42	73	115			0	115
Certificate III in Community Services Work	21	17	38			0	38
Certificate III in Early Childhood Education and Care	127	14	141			0	141
Certificate III in Electrotechnology Electrician	0	26	26			0	26
Certificate III in Engineering – Fabrication Trade	0	71	71	1	17	18	89
Certificate III in Engineering – Mechanical Trade (Diesel Fitting)	0	42	42			0	42
Certificate III in Engineering – Mechanical Trade (Fitting & Machining)	0	31	31			0	31
Certificate III in Engineering - Mechanical Trade (Refrigeration and Air Conditioning)	0	10	10			0	10
Certificate III in Home and Community Care / Certificate III in Aged Care	39	7	46			0	46
Certificate III in Hospitality	132	73	205			0	205
Certificate III in Light Vehicle Mechanical Technology	3	90	93			0	93
Certificate III in Painting and Decorating	4	12	16			0	16
Certificate III in Pathways to Further Study			0	16	24	40	40
Certificate III in Plumbing	3	50	48			0	48
Certificate III in Tourism	32	16	12			0	12
Certificate III in Wall and Floor Tiling	2	10	26			0	26
Certificate IV in Business	20	6	18	16	3	19	37
Certificate IV in Community Development	9	9	18			0	18
Certificate IV in Disability	16	2	3			0	3
Certificate IV in Training and Assessment	1	2	3	70	98	168	171
Certificate IV in Youth Work	13	11	24			0	24
Diploma of Vocational Education and Training			0	25	22	47	47
Grand Total:	500	666	1116	128	164	292	1408

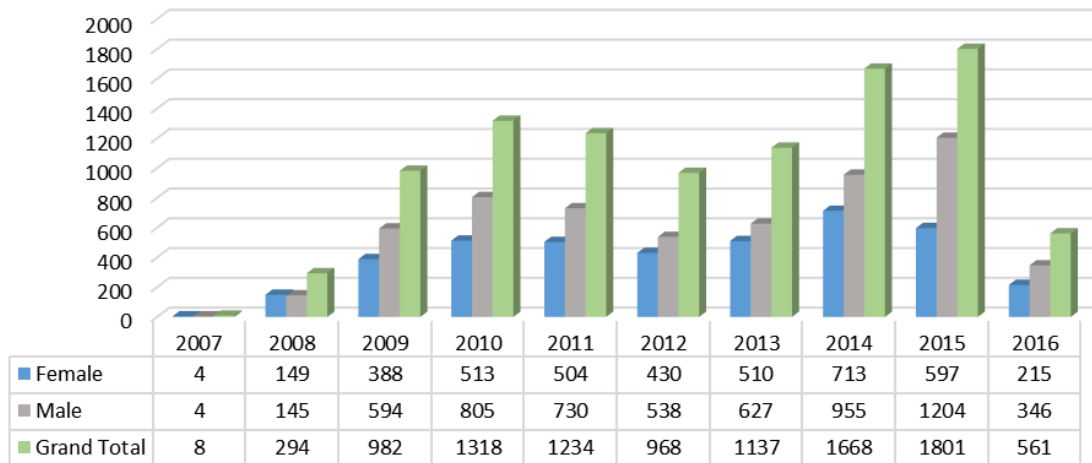
Enrolments – 2016 to date							
Course	Funding Source						Total
	DFAT Subsidised		Total	Non-subsidised		Total	
	Female	Male		Female	Male		
Certificate III in Allied Health Assistance / Certificate III in Health Services Assistance	11	6	17			0	17
Certificate III in Carpentry	0	73	73			0	73
Certificate III in Commercial Cookery	24	44	68			0	68
Certificate III in Early Childhood Education and Care	60	5	65			0	65
Certificate III in Electrotechnology Electrician	2	11	13	1	1	2	15
Certificate III in Engineering – Fabrication Trade	0	33	33			0	33
Certificate III in Engineering – Mechanical Trade (Diesel Fitting)	0	15	15	0	1	1	16
Certificate III in Engineering - Mechanical Trade (Fitting and Machining)	8	46	54			0	54
Certificate III in Hospitality	41	9	50			0	50
Certificate III in Individual Support	18	4	22			0	22
Certificate III in Light Vehicle Mechanical Technology	2	22	24			0	24
Certificate III in Painting and Decorating	3	12	15			0	15
Certificate III in Patisserie	8	7	15			0	15
Certificate III in Plumbing	0	16	16			0	16
Certificate III in Tourism	13	8	21			0	21
Certificate III in Wall and Floor Tiling	2	12	14			0	14
Certificate IV in Business	0	1	1	29	12	41	42
Certificate IV in Disability	36	5	41			0	41
Certificate IV in Leadership and Management			0	28	27	55	55
Certificate IV in Training and Assessment	7	7	14	19	25	44	58
Certificate IV in Youth Work	14	15	29			0	29
Grand Total:	249	351	600	77	66	143	743

Cumulative Graduates - 2007 to Date							
Course	Funding Source						Total
	DFAT Subsidised		Total	Non-subsidised		Total	
	Female	Male		Female	Male		
Certificate III in Allied Health Assistance / Certificate III in Health Services Assistance	49	17	66	1	0	1	67
Certificate III in Applied Fashion Design and Technology	41	19	60			0	60
Certificate III in Carpentry	13	771	784	0	1	1	785
Certificate III in Commercial Cookery	281	531	812			0	812
Certificate III in Community Services Work	26	22	48			0	48
Certificate III in Disability	82	22	104	1	0	1	105
Certificate III in Early Childhood Education and Care	791	58	849			0	849
Certificate III in Electrotechnology Electrician	15	302	317	1	1	2	319
Certificate III in Engineering – Fabrication Trade	7	425	432	1	17	18	450
Certificate III in Engineering – Mechanical Trade (Diesel Fitting)	4	467	471	0	1	1	472
Certificate III in Engineering – Mechanical Trade (Fitting & Machining)	7	322	329	0	1	1	330
Certificate III in Engineering – Mechanical Trade (Refrigeration and Air-Conditioning)	1	130	131			0	131
Certificate III in Formwork/Falsework	0	33	33	0	1	1	34
Certificate III in Hairdressing	99	33	132			0	132
Certificate III in Home and Community Care / Certificate III in Aged Care	111	19	130	1	0	1	131
Certificate III in Hospitality	851	393	1244	7	3	10	1254
Certificate III in Hospitality (Lodge)	42	19	61			0	61
Certificate III in Individual Support (Ageing, Home and Community)	18	4	22			0	22
Certificate III in Light Vehicle Mechanical Technology	12	562	574			0	574
Certificate III in Nutrition and Dietetic Assistance	15	3	18			0	18
Certificate III in Painting and Decorating	94	164	258			0	258
Certificate III in Patisserie	70	73	143			0	143
Certificate III in Pathways to Further Study			0	16	24	40	40
Certificate III in Plumbing	5	136	141			0	141
Certificate III in Tourism	302	183	485			0	485
Certificate III in Wall and Floor Tiling	55	108	163			0	163
Certificate IV in Community Development	16	19	35			0	35
Certificate IV in Disability	78	18	96			0	96
Certificate IV in Hospitality	185	119	304			0	304
Certificate IV in Leadership and Management			0	15	21	36	36
Certificate IV in Training and Assessment	200	346	546	201	316	517	1063
Certificate IV in Youth Work	85	114	199			0	199
Diploma of Community Services Work	114	6	120			0	120
Diploma of Children's Services (Early Childhood Education and Care)	76	61	137			0	137
Diploma of Hospitality	2	4	6			0	6
Diploma of Management			0	31	59	90	90
Diploma of Vocational Education and Training			0	1	0	1	1
Grand Total:	3747	5503	9250	276	445	721	9971
Stage 2 Total:	2375	3415	5790	269	434	703	6493
Stage 1 Total:	1372	2088	3460	7	11	18	3478
Total for Both Stages	3747	5503	9250	276	445	721	9971

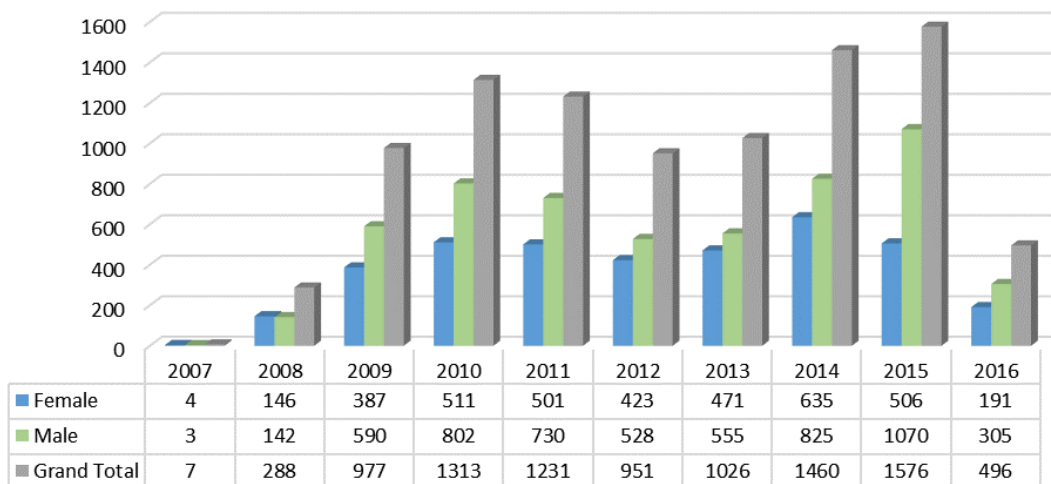
Graduates - 2015 Calendar Year							
Course	Funding Source						Total
	DFAT Subsidised		Total	Non-subsidised		Total	
	Female	Male		Female	Male		
Certificate III in Allied Health Assistance / Certificate III in Health Services Assistance	25	8	33			0	33
Certificate III in Applied Fashion Design and Technology	22	14	36			0	36
Certificate III in Carpentry	1	136	137			0	137
Certificate III in Commercial Cookery	38	71	109			0	109
Certificate III in Community Services Work	21	15	36			0	36
Certificate III in Early Childhood Education and Care	122	12	134			0	134
Certificate III in Electrotechnology Electrician	6	72	78			0	78
Certificate III in Engineering – Fabrication Trade	2	114	116	1	6	7	123
Certificate III in Engineering – Mechanical Trade (Diesel Fitting)	0	91	91			0	91
Certificate III in Engineering – Mechanical Trade (Fitting & Machining)	1	78	79			0	79
Certificate III in Engineering – Mechanical Trade (Refrigeration and Air-Conditioning)	0	29	29			0	29
Certificate III in Formwork/Falsework	0	33	33	0	1	1	34
Certificate III in Home and Community Care / Certificate III in Aged Care	37	7	44			0	44
Certificate III in Hospitality	122	70	192			0	192
Certificate III in Light Vehicle Mechanical Technology	4	146	150			0	150
Certificate III in Nutrition and Dietetic Assistance			0			0	0
Certificate III in Painting and Decorating	9	43	52			0	52
Certificate III in Pathways to Further Study			0	16	24	40	40
Certificate III in Plumbing	1	47	48			0	48
Certificate III in Tourism	31	16	47			0	47
Certificate III in Wall and Floor Tiling	5	28	33			0	33
Certificate IV in Community Development	9	9	18			0	18
Certificate IV in Disability	16	2	18			0	18
Certificate IV in Training and Assessment	1	2	3	72	100	172	175
Certificate IV in Youth Work	12	11	23			0	23
Diploma of Management			0	22	19	41	41
Diploma of Vocational Education and Training			0	1	0	1	1
Grand Total:	485	1054	1539	112	150	262	1801

Graduates - 2016 Calendar Year to Date							
Course	Funding Source						Total
	DFAT Subsidised		Total	Non-subsidised		Total	
	Female	Male		Female	Male		
Certificate III in Allied Health Assistance/Certificate III in Health Services Assistance			0			0	0
Certificate III in Carpentry	0	73	73			0	73
Certificate III in Commercial Cookery	22	39	61			0	61
Certificate III in Early Childhood Education and Care	55	3	58			0	58
Certificate III in Electrotechnology Electrician	2	11	13	1	1	2	15
Certificate III in Engineering - Fabrication Trade	0	36	36	0	11	11	47
Certificate III in Engineering - Mechanical Trade (Diesel Fitting)	0	15	15	0	1	1	16
Certificate III in Engineering - Mechanical Trade (Fitting and Machining)	1	15	16			0	16
Certificate III in Engineering - Mechanical Trade (Refrigeration and Air Conditioning)			0			0	0
Certificate III in Hospitality	40	9	49			0	49
Certificate III in Individual Support (Ageing, Home and Community)	18	4	22			0	22
Certificate III in Light Vehicle Mechanical Technology	2	24	26			0	26
Certificate III in Painting and Decorating	3	12	15			0	15
Certificate III in Plumbing	2	29	31			0	31
Certificate III in Tourism	14	8	22			0	22
Certificate III in Wall and Floor Tiling	2	11	13				13
Certificate IV in Disability	19	2	21			0	21
Certificate IV in Leadership and Management			0	15	21	36	36
Certificate IV in Training and Assessment			0	8	7	15	15
Certificate IV in Youth Work	11	14	25			0	25
Grand Total:	191	305	496	24	4	65	561

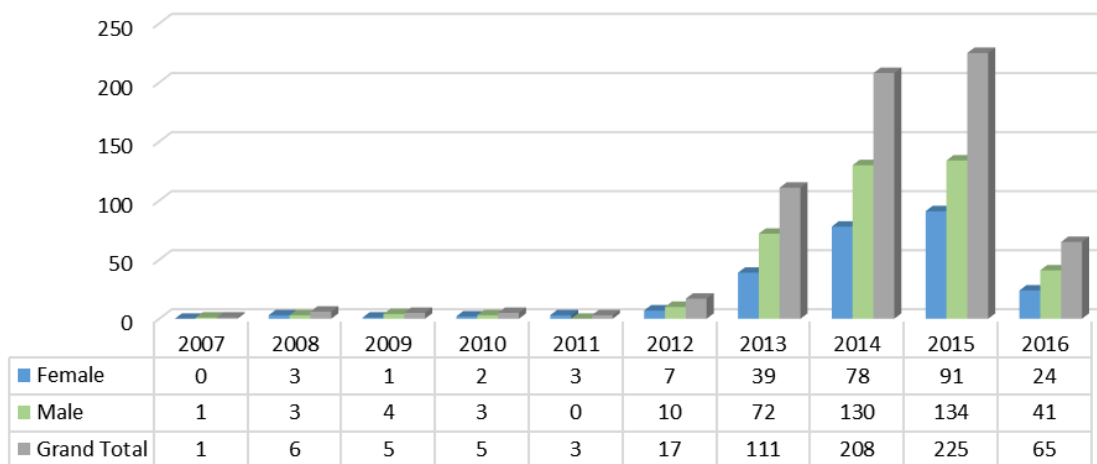
All Graduates by Year and Gender



DFAT Subsidised Graduates by Year and Gender



Non-Subsidised Graduates by Year and Gender



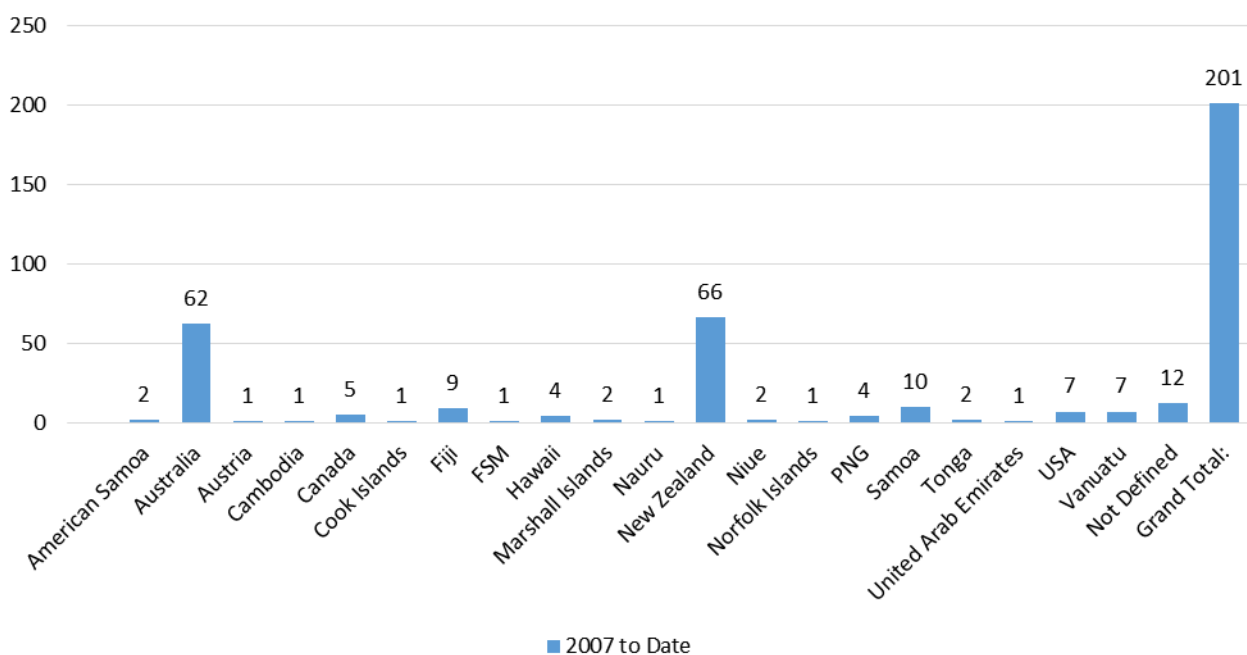
Migrations 2007 to date	
Destination Country	2007 to Date
American Samoa	2
Australia	62
Austria	1
Cambodia	1
Canada	5
Cook Islands	1
Fiji	9
FSM	1
Hawaii	4
Marshall Islands	2
Nauru	1
New Zealand	66
Niue	2
Norfolk Islands	1
PNG	4
Samoa	10
Tonga	2
United Arab Emirates	1
USA	7
Vanuatu	7
Not Defined	12
Grand Total:	201

Stage 2 Total:	104
Stage 1 Total:	97
Total for Both Stages:	201

Migrations 2007 to date by Courses	
Course	Total
Certificate III in Carpentry	9
Certificate III in Commercial Cookery	24
Certificate III in Disability	5
Certificate III in Early Childhood Education and Care	7
Certificate III in Electrotechnology Electrician	3
Certificate III in Engineering - Fabrication Trade	9
Certificate III in Engineering - Mechanical Trade (Diesel Fitting)	6
Certificate III in Engineering - Mechanical Trade (Fitting and Machining)	6
Certificate III in Engineering - Mechanical Trade (Refrigeration and Air Conditioning)	6
Certificate III in Hairdressing	11
Certificate III in Home and Community Care/Certificate III in Aged Care	2
Certificate III in Hospitality	27
Certificate III in Hospitality (Lodge)	1
Certificate III in Light Vehicle Mechanical Technology	8
Certificate III in Painting and Decorating	1
Certificate III in Patisserie	10
Certificate III in Tourism	21
Certificate III in Wall and Floor Tiling	3
Certificate IV in Hospitality	12
Certificate IV in Training and Assessment	38
Certificate IV in Youth Work	5
Diploma of Children's Services (Early Childhood Education and Care)	2
Diploma of Community Services Work	1
Diploma of Management	4
Grand Total:	221

Stage 2 Total:	117
Stage 1 Total:	104
Total for Both Stages:	221

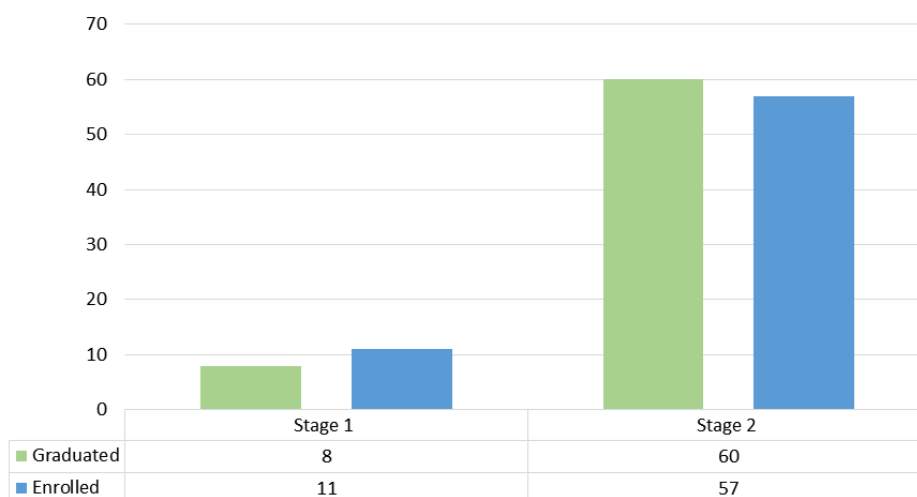
Country Migrated To



■ 2007 to Date

Special Needs Enrolments and Graduates - 2007 to Date (all DFAT Subsidised)						
Course	Enrolled		Total	Graduated		Total
	Female	Male		Female	Male	
Certificate III in Carpentry	0	1	1	0	1	1
Certificate III in Commercial Cookery	0	2	2	0	2	2
Certificate III in Community Services Work	2	0	2	2	0	2
Certificate III in Disability	5	4	9	5	4	9
Certificate III in Early Childhood Education and Care	2	1	3	2	1	3
Certificate III in Engineering - Fabrication Trade	0	2	2	0	2	2
Certificate III in Engineering - Mechanical Trade (Fitting and Machining)	0	1	1	0	1	1
Certificate III in Engineering – Mechanical Trade (Refrigeration and Air-Conditioning)	0	1	1	0	1	1
Certificate III in Hospitality	7	3	10	7	3	10
Certificate III in Light Vehicle Mechanical Technology	0	1	1	0	1	1
Certificate III in Painting and Decorating	1	5	6	1	5	6
Certificate III in Plumbing	0	1	1	0	1	1
Certificate III in Tourism	2	0	2	2	0	2
Certificate III in Wall and Floor Tiling	2	4	6	2	4	6
Certificate IV in Community Development	0	1	1	0	1	1
Certificate IV in Disability	7	6	13	7	6	13
Certificate IV in Hospitality	1	0	1	1	0	1
Certificate IV in Training and Assessment	2	0	2	2	0	2
Certificate IV in Youth Work	1	0	1	1	0	1
Diploma of Community Services Work	2	1	3	2	1	3
Grand Total:	34	34	68	34	34	68
Stage 2 Total:	28	29	57	30	30	60
Stage 1 Total:	6	5	11	4	4	8
Total for Both Stages:	34	34	68	34	34	68

Special Needs Enrolments/Graduates by Stage



Non-Completions - 2007 to Date					
Course	Funding Source				Total
	DFAT Subsidised		Non-subsidised		
	Female	Male	Female	Male	
Certificate III in Allied Health Assistance/Certificate III in Health Services Assistance	4	1			5
Certificate III in Applied Fashion Design and Technology	0	2			2
Certificate III in Carpentry	1	51			52
Certificate III in Commercial Cookery	13	18			31
Certificate III in Community Services Work	1	5			6
Certificate III in Disability	6	1			7
Certificate III in Early Childhood Education and Care	45	7			52
Certificate III in Electrotechnology Electrician	0	46			46
Certificate III in Engineering – Fabrication Trade	0	20			20
Certificate III in Engineering – Mechanical Trade	0	6			6
Certificate III in Engineering – Mechanical Trade (Diesel Fitting)	0	64			64
Certificate III in Engineering – Mechanical Trade (Fitting & Machining)	1	35			36
Certificate III in Engineering – Mechanical Trade (Refrigeration and Air-Conditioning)	1	25			26
Certificate III in Formwork/Falsework	0	4			4
Certificate III in Hairdressing	3	1			4
Certificate III in Home and Community Care / Certificate III in Aged Care	7	0			7
Certificate III in Hospitality	109	92	5	3	209
Certificate III in Hospitality (Lodge)	1	0			1
Certificate III in Light Vehicle Mechanical Technology	0	69			69
Certificate III in Nutrition and Dietetic Assistance	2	0			2
Certificate III in Painting and Decorating	23	19			42
Certificate III in Patisserie	5	6			11
Certificate III in Plumbing	0	9	0	1	10
Certificate III in Tourism	14	16			30
Certificate III in Wall and Floor Tiling	8	17			25
Certificate IV in Business	18	6	10	2	36
Certificate IV in Disability	5	3			8
Certificate IV in Hospitality	12	19			31
Certificate IV in Leadership and Management			5	2	7
Certificate IV Training and Assessment	22	65	36	75	198
Certificate IV in Youth Work	7	4			11
Diploma of Children's Services (Early Childhood Education and Care)	7	0			7
Diploma of Community Services Work	4	4			8
Diploma of Management			3	7	10
Diploma of Vocational Education and Training	2	1	14	9	26
Grand Total:	321	616	73	99	1109
Stage 2 Total:	171	245	65	88	569
Stage 1 Total:	152	378	6	4	540
Total for Both Stages:	323	623	71	92	1109

Cumulative Deferrals - 2007 to Date			
Course	Female	Male	Total
Certificate III in Allied Health Assistance / Certificate III in Health Services Assistance	4	3	7
Certificate III in Carpentry	2	9	11
Certificate III in Commercial Cookery	2	2	4
Certificate III in Community Services Work	8	8	16
Certificate III in Disability	3	1	4
Certificate III in Early Childhood Education and Care	12	0	12
Certificate III in Electrotechnology Electrician	0	5	5
Certificate III in Engineering – Fabrication Trade	0	3	3
Certificate III in Engineering – Mechanical Trade (Diesel Fitting)	0	6	6
Certificate III in Engineering – Mechanical Trade (Fitting & Machining)	0	3	3
Certificate III in Engineering – Mechanical Trade (Refrigeration and Air-Conditioning)	0	8	8
Certificate III in Hairdressing	4	0	4
Certificate III in Home and Community Care / Certificate III in Aged Care	4	1	5
Certificate III in Hospitality	9	1	10
Certificate III in Hospitality (Lodge)	2	0	2
Certificate III in Individual Support	0	1	1
Certificate III in Light Vehicle Mechanical Technology	1	7	8
Certificate III in Patisserie	2	1	3
Certificate III in Painting and Decorating	0	1	1
Certificate III in Plumbing	0	7	7
Certificate III in Tourism	8	1	9
Certificate III in Wall and Floor Tiling	0	2	2
Certificate IV in Community Development	3	2	5
Certificate IV in Disability	10	5	15
Certificate IV in Hospitality	2	1	3
Certificate IV in Youth Work	1	1	2
Certificate IV Training and Assessment	0	1	1
Diploma in Community Services Work	0	1	1
Diploma of Children's Services	1	0	1
Grand Total:	78	81	159
Stage 2 Total:	68	75	143
Stage 1 Total:	10	6	16
Total for Both Stages:	78	81	159

Annex 3 Acronyms and Definitions

AGM	Annual General Meeting
APTC	Australia-Pacific Technical College, referred to in this document as the College or the APTC
ARP	Annual Report and Plan
ASQA	Australian Skills Quality Authority
A2A	Application to Alumni
CEO	Chief Executive Officer
CoP	Communities of Practice
CRM	Customer Relationship Management
CCS	Course Commencement Survey
CSS	Corporate and Student Services
D2E	Demand to Employment (project)
DFAT	Department of Foreign Affairs and Trade
DFAT Subsidised	A funding category that includes students who have received financial support to study, in the way of full and partial scholarships. This category includes students who pay their own fees, or whose fees are funded by employers or other donors. The category also includes students who study under a memorandum of agreement with APTC partners.
DTBI	Don Bosco Technical Institute
EDCCO	Executive Director Corporate and Commercial Operations
EDSME	Executive Director Strategy, Monitoring and Evaluation
EDTD	Executive Director Training Delivery
EoCL	End of Course Learner Survey
EU	European Union
FFS	Fee-for-Service
HR	Human Resource
ICT	Information Communication Technology
ILO	International Labour Organisation
ISAS	Institute Student Administration System
KIT	Kiribati Institute of Technology
LLN	Language Literacy and Numeracy
LSF	Learning Support Facilitator
LT	Leadership Team
MEF	Monitoring and Evaluation Framework
MEHRD	Ministry of Education and Human Resource Development
MPPR	Manager Planning, Performance and Reporting
M&E	Monitoring and Evaluation
NAV	Navision (financial system software)
NGO	Non-Government Organisation
Non-subsidised	A funding category that includes students who have enrolled in full cost recovery (commercial) courses with APTC, obviating the need to support delivery with DFAT funds.
NUS	National University of Samoa
PAF	Performance Assessment Framework

PIF	Pacific Island Forum (Member countries include Australia, Cook Islands, Federated States of Micronesia, Fiji, Kiribati, Nauru, New Zealand, Niue, Palau, Papua New Guinea, Republic of Marshall Islands, Samoa, Solomon Islands, Tonga, Tuvalu and Vanuatu)
PNG	Papua New Guinea
POMTech	Port Moresby Technical College
QMS	Quality Management System
RHO	Regional Head Office (Suva Fiji)
RPL	Recognition of Prior Learning
RTO	Registered Training Organisation
SAPD	Specialist Advisor Professional Development
SAQIR	Specialist Advisor Quality Improvement and Risk
SINU	Solomon Islands National University
SIS	Small Island States (Countries include: Cook Islands, Federated States of Micronesia, Kiribati, Republic of the Marshall Islands, Nauru, Niue, Palau and Tuvalu)
SoS	Scope of Services
SQA	Samoa Qualifications Authority
SSIP	European Union Support to the Sugar Industry Program
SVTA	Specialist Vocational Training Advisor
TA	Training Assistant
TAE	Certificate IV in Training and Assessment
TAFE	Technical And Further Education
TASP	Training and Assessment Strategy Plan
ToC	Theory of Change
TQ	TAFE Queensland
TQEC	TAFE Queensland East Coast
TVET	Technical and Vocational Education and Training
USP	University of the South Pacific
VET	Vocational Education and Training
VIT	Vanuatu Institute of Technology
VKA	Vocational Knowledge Assessment
YTD	Year To Date



APTC Regional Head Office

Ganilau House Cnr Edward and Scott Street Suva
PO Box 14319 Suva Fiji

Phone +679 330 0967

Fax +679 331 2288

Email enquiries@aptc.edu.au

Web www.aptc.edu.au