

APTC ANNUAL REPORT AND PLAN 2016-2017



APTC 
AUSTRALIA-PACIFIC
TECHNICAL COLLEGE
CREATING SKILLS FOR LIFE

**Australian
Aid** 

Contents

ANNUAL REPORT AND PLAN 2016 – 2017	4
EXECUTIVE SUMMARY	5
REPORT SUMMARY	6
RELEVANCE	10
Labour Market Research	10
Country Profiles	10
e-Scan	10
Campus Country Labour Market Consultations	10
Fiji	10
Papua New Guinea	11
Samoa	12
Solomon Islands	12
Vanuatu	13
Training Profile	13
Short Courses	13
Full Qualifications	13
Planned Profile 2017 – 2018	14
Training Profile Plan - Semester 1 2017	14
Training Profile Plan - Semester 2 2017	15
Training Profile Plan - Semester 1 2018	16
Partnerships	17
Solomon Islands National University (SINU)	17
University of the South Pacific (USP) Partnership Agreement	17
Don Bosco Technical Institute (DBTI) Partnership Agreement	17
European Union Support to the Sugar Industry Program (SSIP)	18
National University of Samoa (NUS) Agreement	19
Fiji National University (FNU)	19
POMTech	19
Habitat for Humanity Agreement (HFH)	19
QUALITY	20
Compliance	20
Professional Development for Training Delivery Staff	20
Student Activity	21
Cumulative Enrolment Data	21
Graduate Outcome Data	21
Graduates 2016	21

Graduations.....	23
Surveys	24
Course Commencement Survey	24
End of Course Learner Survey	26
Graduate Tracer Survey (GTS)	27
Employer Engagement Survey (EES)	30
National Training Authority Registrations.....	32
Fiji	32
PNG	32
Samoa	32
Solomon Islands	32
Vanuatu	32
APTC Media.....	32
Publications	33
Social Media	33
Scholarship Activity	36
Applications	36
Enrolments	37
Deferrals	37
Non-Completions	37
Graduates	37
Work Placement	38
Learner Support	38
Business Development.....	38
FFS Activity 2016	38
Fee Paying Places	39
SUSTAINABILITY.....	40
Stakeholder Engagement	40
Fiji	40
Samoa	40
Solomon Islands	40
PNG	41
Vanuatu	41
Quality Reviews	41
Facilities and Accommodation	42
Training for Partner Institutions.....	43
EMPLOYMENT	44
APTC to Work	44
Workplace Productivity	44
Alumni Network	45

Activity Update	45
Professional Development	45
Alumni Chapter Activities:	45
Alumni Achievements	47
MIGRATION	48
Country of Destination for Graduates.....	48
Migrant Graduates Qualifications.....	48
Information for Graduates.....	49
FOUNDATIONAL.....	50
M&E Activities	50
Administrative Systems and Processes	51
Facilities and Asset Management	52
Human Resources Management	52
Contract Management	54
Nationalisation.....	55
Staffing Levels by Campus – December 2016	55
Comparative Staffing Levels	55
Reporting Activities.....	55
ANNEXES.....	56
Annex 1 Student Activity	56
Annex 1 (a) Cumulative Data - All Countries	139
Annex 1 (b) Graduate Country of Destination	149
Annex 1 (c) Migrant Graduate Qualifications	150
Annex 2 Labour Market Analysis Action Plan	151
Annex 3 Media Report	152
Annex 4 Acronyms and Definitions	156

ANNUAL REPORT AND PLAN 2016 – 2017

It is with pleasure that I submit the 2016 - 2017 Annual Report and Plan (ARP) on behalf of the Contractor, Management and Staff of the Australia-Pacific Technical College (APTC).

The ARP reports against all Scope of Services (SoS) performance requirements for the period of 1 January – 31 December 2016. Furthermore, it provides the opportunity to highlight the many achievements against the APTC goal of **a more prosperous Pacific driven by a skilled, competitive and productive workforce**, and the end of program outcomes aligned with this goal:

- › RELEVANCE
APTC provides skills relevant to labour market requirements in targeted sectors
- › QUALITY
APTC has a good reputation in the Pacific as a high quality provider of TVET
- › SUSTAINABILITY
APTC supports TVET Partner Institutions to improve and sustain systems and training delivery
- › EMPLOYMENT
APTC graduates achieve improved employment and contribute to workplace productivity
- › MIGRATION
Qualified Pacific Islanders realise opportunities in Developed Countries (program is not accountable for this outcome)

Delivering quality training in support of regional economic growth, productivity and employment outcomes continues to be the key focus of the Australia-Pacific Technical College. The format of the report reflects the alignment of the program goal, and the Monitoring and Evaluation Framework (MEF) and Theory of Change (ToC) embedded in the Stage 2 Extension contractual requirements. The ARP reports on progress against the deliverables under the Performance Assessment Framework (PAF). It incorporates financial reports on expenditure to date and estimates for the coming year.

The report shows that the APTC responds to the demand for skilled and qualified workers in a range of industry sectors. APTC's priority is providing skills for work by ensuring the Training Profile responds to the specific labour requirements of participating Pacific Island Countries. The report confirms that the APTC is on track to deliver to a target of 7000 graduates for Stage 2 with a range of internationally recognised Australian qualifications that equip men and women for paid employment now and into the future.

The achievements detailed in the ARP recognise the collaborative working relationship of the Department of Foreign Affairs and Trade (DFAT), the Managing Contractor TAFE Queensland, Industry and Technical, Vocational Education and Training (TVET) institutions and the APTC Leadership Team. We work together to promote and maintain APTC's reputation for quality training across the Pacific, provide skills relevant to labour market requirements, support the TVET sector to improve and sustain their systems and training delivery and help graduates attain improved employment and become instrumental in making their workplaces more productive.

I commend the Annual Report and Plan 2016- 2017 to your attention, noting it is submitted by the Australia-Pacific Technical College Contractor, TAFE Queensland (TQ); and recommend that DFAT:

1. Formally acknowledge receipt of the document to the Chief Executive Officer
2. Where applicable, provide advice as to the requirement for further information or clarification of content within the Report and Plan, and
3. Accept and approve the Report and Plan to enable advice to be provided to the Contractor by the Chief Executive Officer.



Denise O'Brien
Chief Executive Officer

EXECUTIVE SUMMARY

The Annual Report and Plan (ARP) is the major report provided to the Department of Foreign Affairs and Trade for the APTC project. The goal of the project is to support a more prosperous Pacific driven by a skilled, competitive and productive workforce.

Under a revised Monitoring and Evaluation Framework this will be reported through the following documented end-of-program outcomes:

- RELEVANCE: APTC provides skills relevant to labour market requirements in targeted sectors
- QUALITY: APTC has a good reputation in the Pacific as a high quality provider of TVET
- SUSTAINABILITY: APTC supports TVET Partner Institutions to improve and sustain systems and training delivery
- EMPLOYMENT: APTC graduates achieve improved employment and contribute to workplace productivity
- MIGRATION: Qualified Pacific Islanders realise opportunities in Developed Countries (program is not accountable for this outcome)

In accordance with the renewed Stage 2 Extension Scope of Services, the formation of a new APTC Board has been approved. The Board consists of the following members:

- › Kaye Schofield (Chair) TVET - Public and Private sector
- › Alison Gray Finance - Private sector
- › David Cox Steamships Trading Company Ltd – Private sector
- › Caz Tebbutt OAM Business – Private sector
- › Charmaine Scotty MP Nauruan Minister for Education, Home Affairs and Land Management
- › Dr. Siale Akauola CEO Tongan Ministry of Health
- › Neroni Slade Samoa – Government sector
- › Patricia Neden TVET – Public and Private sector
- › Kaushik Kumar President Textiles, Clothing and Footwear (TCF) Council Fiji

The first formal Board meeting will be held in Fiji in early March 2017.

The Stage 2 Extension (1 July 2015 – 30 June 2018) contains a revised target of 7000 graduates. As of December 2016 APTC had recorded 6349 DFAT - subsidised graduates, and a total of 7122 graduates (all funding sources) for Stage 2 of the project.

Employment outcomes for graduates remain high with eighty-five percent indicating they were in employment and ninety-nine percent of those surveyed indicating they were satisfied with their course as reported in the latest APTC Graduate Tracer Survey.

APTC marked the milestone achievement of training 10,000 Pacific Island graduates who have successfully completed internationally recognised Australian qualifications at its graduation ceremony in Suva on Friday, 25 November 2016. To highlight this key achievement, APTC launched a social media campaign featuring profiles of APTC graduates from 2007 - 2016 over the ten days leading up to the Graduation Day resulting increased media attention and public awareness.

REPORT SUMMARY

Introduction

The key focus of the APTC as aligned with the SoS performance requirements is the delivery of quality training in support of regional economic growth and productivity. This current report is for the period of 1 January – 31 December 2016.

The APTC project provides a number of activities to support Pacific Island men and women to obtain skilled work for the paid economy and to support the development of the TVET sector in the Pacific. APTC achieves this by:

- › linking the APTC Training Profile to the labour requirements of participating Pacific Island countries
- › issuing internationally recognised Australian qualifications
- › undertaking a targeted program of professional development and training to support the capability and capacity of APTC staff
- › partnering with local TVET institutes to develop the capability and capacity of their training staff, training delivery and facilities
- › developing pathway programs with local TVET institutions
- › supporting the development of Pacific Island TVET qualifications frameworks and quality processes
- › working with local industries and employers to support the development of their workforce capacity and capability

Structure of the Annual Report and Plan

The 2016 - 2017 ARP reporting structure has been revised to align with the APTC goal, end-of-program outcomes and the Theory of Change (ToC) specified in the Monitoring and Evaluation (M&E) Plan.

The report addresses the mandatory reporting requirements such as progress against the Performance Assessment Framework (PAF) and financial reports on expenditure.

Monitoring and Evaluation Plan

Performance management for this period has been undertaken against the revised contractual obligations over the Stage 2 Extension, and the re-framing of the APTC ToC has required the revision of the PAF.

The M&E Plan outlines the basis for monitoring and evaluation of the program and the approach to M&E that will be progressively implemented for the APTC across the Stage 2 extension period.

The APTC M&E plan has at its core five results pathways that together contribute to the APTC program goal and collectively make up the APTC ToC. The ToC defines the intended trajectory to the impact of the project by tracing causal links between program activity and end-of-program outcomes. This supports the development of a robust monitoring and evaluation system to address each level of the APTC program ensuring strong measurement of performance across the end-of-program outcomes and impact.

The monitoring and evaluation approach taken by APTC recognises the need to adopt a formative approach to program monitoring and results measurement as part of an integrated system of data collection and analysis. This result will ensure management is provided with information to enable sound decision-making. It also provides accountability to DFAT and Partner Governments in the Pacific, and will support a process of learning for APTC staff and stakeholders.

As part of in-country activities, the APTC Executive Management Team met with government and industry representatives throughout the year:

- › Careerforce New Zealand - recognition of APTC graduates holding Australian Aged Care qualifications.
- › Carnival Australia (P&O) - design and delivery of a 'Work Ready' short course for the cruise industry in Vanuatu
- › AUSTRADE Fiji Infrastructure Mission - APTC presentation at workshop
- › Fiji Commerce and Employers Federation- supporting small business training
- › Pacific Islands Labour Sending Countries (PAILS) Conference Vanuatu - APTC presentation
- › Kokonut Pacific Solomon Islands – Briefing from employees (APTC Leadership and Management Students)
- › Regional DFAT and industry representatives – consultation for the APTC Skills Development Plans
- › Include Disability Employ this Ability (IDEA) Fiji – consultation regarding course requirements for applicants with a disability
- › Australian Business Volunteers – Small Business training for women
- › Fiji National University – training delivery partnership
- › International Vocational Education and Training Association conference Fiji – presentation
- › Attendance – Joint conference of the Fiji Australia, Fiji New Zealand, Australia Fiji and New Zealand Fiji Business Councils
- › Solomon Islands Skills for Economic Growth (S4EG) – planning meeting
- › Kiribati Institute of Technology – Certificate III in Individual Support qualification pathway under the Micro States visa
- › Tonga Skills for Inclusive Growth (S4IG) – planning meeting
- › Vanuatu Skills for Economic Growth (S4EG) – planning meeting
- › Fiji TCF Council - APTC guest speaker at Annual General Meeting (AGM)

Nationalisation of APTC staff

Nationalisation of APTC management positions has progressed with the following positions now occupied by Pacific Island citizens:

- › Manager Promotion and Communication (Regional Head Office (RHO), Suva))
- › Manager ICT (RHO, Suva)
- › Manager Property and Facilities (RHO, Suva)
- › Manager Operations (Suva Campus)
- › Assistant Manager Data, Analysis and Performance (RHO, Suva)
- › Assistant Manager ICT (RHO, Suva)
- › Assistant Manager Human Resources (RHO Suva)

An Emerging Leaders program to support the development of national managers and supervisors was initiated in 2016, with five staff graduating with a Certificate IV in Leadership and Management to date. APTC staff and DFAT enrolees were released from duties at regular intervals to attend training sessions, and completed work-based activities and projects as part of their assessments.

International Vocational Education and Training Association (IVETA)

IVETA is a network of vocational educators which includes TVET organisations, business and industrial firms, and other individuals and groups interested or involved in vocational education and training worldwide. IVETA is dedicated to the advancement and improvement of high-quality vocational education and training throughout the world.

The organisation held its annual conference in Suva, Fiji in August 2016. The event was co-sponsored by FNU and TAFE Queensland, with approximately 200 delegates from around the world in attendance. The APTC CEO presented a workshop session. All APTC training delivery staff based in Fiji and selected management representatives attended the three-day symposium. Staff chose to attend break-out sessions suited to their area of expertise. The gathering proved to be a valuable professional development activity for all involved.

Updated Systems

The APTC SharePoint system is the central access site for staff located across all campuses and provides links to the Customer Relationship Management (CRM) system, EduPoint and MyVillage programs, as well as acting as the repository for all Quality Management System (QMS) documentation. The site also offers online workflow processes, creating efficiency within the business. Some examples of workflows are the vehicle booking system, IT Helpdesk, Professional Development requests etc. As part of the continuous improvement process, a review and redesign of the SharePoint site, led by the Manager IT, was commenced in semester 2 2016. The review is intended to provide better functionality to users and to update the current version of the SharePoint software. An external consulting firm was engaged to develop the redesign, with the final product planned for implementation early in semester 1 2017.

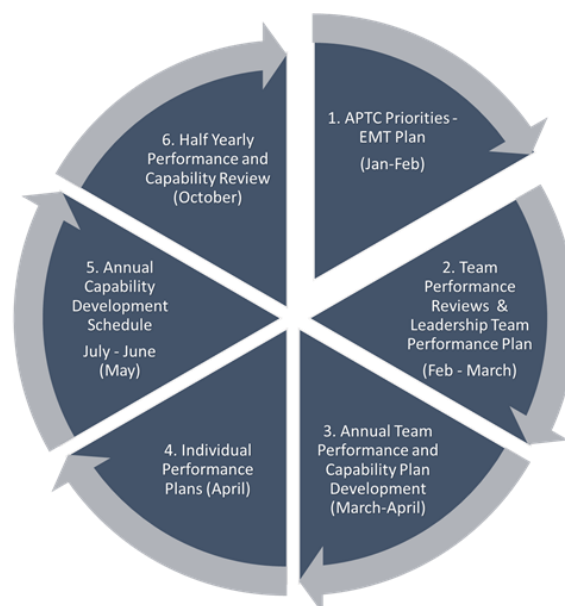
Licences for Leximancer software were purchased and installed on specified RHO computers in November 2016. Leximancer is a specialist analytics software for unstructured, qualitative textual data, such as those received in the APTC survey responses. The program is able to map themes, concepts and their associated relationships from a body of text by examining word co-occurrence information in text and identifying the characteristic distribution of words. The analysis of the text is provided as word maps that easily identify common themes in free text responses in surveys. Training in this application for RHO staff is scheduled for early in semester 1 2017.

APTC Performance Planning and Capability Development

The APTC Monitoring and Evaluation Framework (MEF) contains the following measurable activities with regard to human resource management:

- › Activity 6.6.1
Human Resources: APTC adheres to human resource management best practices (including performance management) in the Pacific Region to engage and retain effective, high quality male and female instructional and support staff with a good understanding of the Pacific context
- › Activity 6.8.1
Nationalisation: Creating enduring local capacity through the localisation of staff over time

In response to these requirements, APTC implemented a new Performance Planning and Capability Development process that acknowledged the role of teams as well as individuals in meeting APTC objectives. Aligned to the Monitoring and Evaluation Framework, designated APTC teams determined a range of activities that would add value to the work of APTC over the following year. From this, individual staff members agreed their Individual Performance Plan (IPP) inclusive of any capability development requirements needed to better perform their role. The process overview is shown below.



The IPP, developed in consultation with the accountable manager with reference to the Team Performance and Capability Plan, documents planned individual achievements over a twelve-month period, with progress reviewed at least every six months. As well as documenting planned achievements, the IPP also records benchmarks against which achievement can be measured, and any capability development the plan owner feels is required to achieve the agreed outcomes.

APTC Leadership Team Performance Plan

After a series of meetings throughout 2016 the APTC Leadership Team (LT) developed the LT Performance Plan. Aligned to the MEF, the plan records a range of commitments undertaken by team members in 2016 – 2017 to enhance the APTC operations.

The process followed in the development of the plan was:

- › Creation of clear goals and a vision of the future in accordance with the MEF
- › Development of a blueprint for actions to achieve the goals
- › Documentation of actions in clear language to encourage forward thinking and create team energy
- › Involvement of the right people on the right actions

Priorities for the plan include:

1. APTC is a Quality Organisational Role Model
 - › Modelling effective and cohesive leadership practices
 - › Green Citizen Action Plan
 - › Social Inclusion Action Plan
 - › Modelling effective and cohesive educational change leadership
2. Sustainable Business Practices
 - › Improved organisational efficiency
 - › Improved facilities and major asset utilisation
 - › Standardised processes across the region
3. Improved Stakeholder Engagement
 - › Support for the TVET sector in the Pacific
 - › Establish a business stakeholder engagement plan

Progress on activity in each category is evaluated and updated at each LT meeting.

APTC Staff Engagement Survey

An APTC Staff Engagement survey was conducted in November, achieving a ninety-seven percent response rate. The purpose of the survey was to allow employees the opportunity to provide their thoughts on what it means to be part of the APTC team. The survey results provide information to further promote a positive and productive workplace for all APTC staff:

Staff	Strongly agree or agree
Understand the goals of APTC	99%
Believe in the goals and values of APTC	95%
Feel completely involved in their work	96%
Take initiative to help other employees when the need arises	98%
Are willing to take on new tasks as required	98%

RELEVANCE

APTC PROVIDES SKILLS RELEVANT TO LABOUR MARKET REQUIREMENTS IN TARGETED SECTORS

Scope of Services 2.2, 2.7, 2.12(a), 5.29, 5.30, 5.31, 5.32, 5.4, 5.5, 5.9, 6.1, 6.2, 6.3, 6.4, 12.11, 12.12 (a-f), 12.16, 12.18

Labour Market Research

Country Profiles

The APTC Country Profiles provide background information about the economic, societal and political environment of PIF countries. The information gathered is analysed and feeds into the development of the APTC Training Profile, aligning training products with demand for skills.

The CEO and the Executive Director Strategy, Monitoring and Evaluation conducted in-country consultations with government and local DFAT and industry representatives across many of the PIF countries in 2016, often in conjunction with attendance at in-country graduation ceremonies. These consultations, along with the information from the Country Skills Development Plans, form the basis for the continuing update of the 2016 - 2018 APTC Training Profile.

e-Scan

The annual APTC e-Scan 2016 was completed in March this year. The e-Scan 2016 provides a snapshot of available information that has been systematically collected and analysed to inform strategic decision-making on training for skills development in the Pacific region. Development of the e-Scan for 2017 has commenced, with research being conducted across the Pacific region, sourcing information from economic forecasts and development initiatives that may impact on the TVET landscape. APTC has engaged an Australian-based research officer to assist in the development and production of this annual document.

Campus Country Labour Market Consultations

Fiji

Labour market consultation meetings were organised by the APTC CEO, EDSME and the Country Manager (CM) Fiji in November 2016. The meetings, conducted on 8 and 29 November included representatives from the following key sectors:

- › Session 1 DFAT
- › Session 2 Tourism and Hospitality
- › Session 3 TVET and Education

Upon evaluation of feedback from the sessions, common themes emerged:

Partnerships

It was recommended that APTC initiate discussions with the Market Development Facility program, a private sector development project funded by the Australian Government, which aims to sustainably increase employment for poor women and men in rural and urban areas.

Essential skills required in the industry

A number of training opportunities were identified in the community services, tourism and hospitality, aged care and small business sectors.

Women

APTC will seek to engage with the UN Women Markets for Change program, which aims to ensure that marketplaces in rural and urban areas of Fiji, Solomon Islands and Vanuatu are safe, inclusive and non-discriminatory, promoting gender equality and women's empowerment.

Employability skills

It was noted that many regions require training in employability skills such as time management and attitudinal skills.

Other in-country consultations

Industry consultation in Fiji included attendance at the Renewable Energy Stakeholder Conference to discuss APTC plans to deliver the Certificate III in Air-conditioning and Refrigeration in Fiji, and the potential to develop a renewable energy short course focused on solar technology.

The 2nd Pacific Emergency and Response Logistics (PEARL) workshop was held in Suva in October 2016. APTC staff attended to discuss course offerings, student enrolment processes, qualification levels and RPL procedures. Industry representatives at the workshop included:

- › World Food Program
- › International Federation of Red Cross (IFRC)
- › RedR Australia
- › Oxfam Australia
- › TOLL Group
- › Save the Children
- › NDMO Samoa
- › USP (University of South Pacific)
- › Middlebank Consulting Group
- › NDC National

During this period, the Specialist Advisor Professional Development (SAPD) met with a number of retail businesses to discuss the delivery of qualifications for the sector. The SAPD also held discussions with industry representatives to gauge requirements for the delivery of the Certificate IV in Leadership and Management, and the Certificate IV in Government.

Papua New Guinea

The CM PNG, the APTC CEO and the EDMSE met with industry and government representatives to conduct labour market consultations across 24, 25 and 27 October 2016 for the following sectors:

- › Session 1 Tourism and Hospitality
- › Session 2 Trades, Government and Education
- › Session 3 Business

Upon evaluation of feedback from the sessions, common themes emerged:

Skills shortages

Meetings revealed opportunities to link with existing business programs such as the Business Coalition for Women and the Small and Medium Enterprise Centre, focussing on upskilling in business management and supervision, coaching and performance management skills.

Training opportunities in tourism, hospitality and agriculture were also identified during the consultations.

Women

There is scope for APTC to address culture, ethics and domestic violence issues through training, notably the Certificate II in Skills for Work.

Delivery model

Some employers consider full time training delivery as a barrier, and suggested that a part time delivery pattern such as two days training and three days on the job as a preferred option.

Other in-country consultations

Aside from the dedicated labour market consultations, additional meetings were held with the National Apprenticeship and Trade Testing Board (NATTB), the Department of Education (TVET Section) and the National Training Council (NTC) regarding APTC's delivery and focus areas. The NATTB considers APTC programs as complementary to national offerings.

The CM PNG also met with large employers including Curtain Brothers (2,500 employees), Goodman Fielder International and the Brian Bell Group to review the range of delivery offerings suited to industry.

As recognition of the impact of APTC's training activities in PNG, the CM PNG was invited to sit on the NATTB Board in this period.

Samoa

The APTC CEO, EDSME and the CM Samoa held labour market consultation meetings in August 2016. The consultations consisted of five sessions held over two consecutive days. The sessions were conducted with representatives from the following industry areas:

- › Session 1 Community Services
- › Session 2 Health
- › Session 3 Tourism and Hospitality
- › Session 4 Trades
- › Session 5 TVET and Education

Upon evaluation of feedback from the sessions, common themes emerged:

Feedback about APTC

Feedback generally indicated that APTC courses are relevant, and graduates improve productivity and make a significant difference to organisational capability.

Essential skills required in the industry

Meeting attendees provided APTC with a list of skills required for their particular industry sector. A common theme of feedback was that aside from specific knowledge and skills pertinent to the role, there is a need for soft skills such as communication, counselling and leadership and management.

Flexibility and accessibility

Commonly, employers stressed the need for training to be more flexible, as they find it difficult to release employees for the full duration of the training period. Consideration should also be given to the wider promotion of APTC, as many citizens are still unaware of the role APTC plays in upskilling individuals for work.

Some employers stipulated that some graduates also required better job-seeking and interview skills.

Outcomes

The evaluation of the feedback from the consultation sessions resulted in a number of actions to better align APTC training offerings with in-country requirements, including increased liaison with NUS for the development of articulation arrangements (pathways), and the provision of LLN and computer skills bridging programs for potential students.

Solomon Islands

In September 2016, the APTC CEO, EDSME and the CM undertook industry consultation to inform the Solomon Islands Development Plan 2016 - 2018. The groups consulted were:

- › Session 1 Government, non-government organisations and state-owned enterprises
- › Session 2 Automotive, construction, plumbing and electrical trades
- › Session 3 Tourism and Hospitality

Skills shortages

There is demand for training in management and leadership, as well as project management and supervision skills.

Following the consultations, APTC has received requests for training in the Certificate IV in Leadership and Management and the Certificate IV in Training and Assessment. Discussions are continuing to finalise fee paying program options for Semester 1 2017.

Visits included applicant testing for LLN and vocational knowledge and experience, and were conducted in the following areas:

- › Western Province - Munda and Noro
- › Malaita Province - Auki
- › Guadalcanal - Weather Coast

Vanuatu

Labour market consultations occurred in Vanuatu on 15 and 17 November 2016. The groups consulted were:

- › Session 1 Construction
- › Session 2 Tourism
- › Session 3 Hospitality
- › Session 4 Education

When consolidated, the feedback highlighted opportunities for further development:

Skills shortages

A number of areas were identified throughout the meetings, with computer literacy, supervision, leadership and management prominently featured.

Flexibility and accessibility

Some employers stated a preference for a part-time delivery mode, citing two days per week on-the-job training as an acceptable model.

Partnerships and pathways

There is scope to negotiate a pathway for VIT Certificate II in Tourism graduates to enter the APTC Certificate III in Tourism qualification.

Other in-country consultations

Extensive consultation has occurred with P&O Carnival Cruises regarding on-board cruise ship visits for APTC students, and the design of a short course program.

The CM for Vanuatu also met with key tourism and hospitality providers, child care service providers and building industry representatives throughout 2016.

Training Profile

In addition to the planned profile for semester 2 2016, the courses below were delivered in response to industry demand and were funded through Fee-for-Service (FFS) or via fee paying arrangements sponsored by individuals, employers or government bodies.

Short Courses

In May 2016 a half day workshop to update gas-fitting skills for Samoan plumbers was conducted in response to a request from the Plumbers' Association of Samoa.

The Vanuatu campus delivered two work-readiness short course programs for APTC alumni in July and August 2016 to assist them in securing crew positions with the P&O Carnival Cruise company. The program was developed in conjunction with the Vanuatu Maritime College, and the primary manning agency for P&O Vanuatu, South Seas Services Pty Ltd.

Full Qualifications

Thirty-six Fijian citizens graduated from the Certificate III in Applied Fashion Design and Technology in 2016. The continuing initiative, funded in conjunction with the Fiji Textile, Clothing and Footwear Council was delivered in the workplace in Fiji West.

Delivery of the Certificate IV in Training and Assessment occurred in Fiji and PNG as demand for training was realised, along with the Certificate IV in Leadership and Management and the Certificate IV in Youth Work in PNG.

The Certificate II in Hospitality was delivered at the Don Bosco Solomon Islands campus in semester 2 2016, supported by funding from the Skills for Economic Growth (S4EG) project. Twenty-one Solomon Islanders were enrolled in July and completed training in December.

Planned Profile 2017 – 2018

The training profile for the 2017 calendar year and the first half of 2018 was revised in semester 2 2016 and reflects current industry intelligence.

The following course lists reflect the planned delivery at APTC campus locations, by semester.

Training Profile Plan - Semester 1 2017

Planned Graduates by Campus						
Course	Fiji	PNG	Samoa	Solomon Islands	Vanuatu	Total
Certificate III in Air Conditioning and Refrigeration	13					13
Certificate III in Applied Fashion Design and Technology	36					36
Certificate III in Business Administration	22					22
Certificate III in Carpentry	26	13		13	13	65
Certificate III in Catering Operations		13				13
Certificate III in Commercial Cookery	14	14	*			28
Certificate III in Community Services		18		22		40
Certificate III in Early Childhood Education and Care	18				18	36
Certificate III in Education Support			18		18	36
Certificate III in Electrotechnology Electrician	14	28				42
Certificate III in Engineering - Fabrication Trade		13	13			26
Certificate III in Engineering - Mechanical Trade (Diesel Fitting)	26	13				39
Certificate III in Engineering - Mechanical Trade (Fitting and Machining)	39	13				52
Certificate III in Hospitality (Food & Beverage)	16	16	16		16	64
Certificate III in Hospitality (Accommodation Services)				13		13
Certificate III in Individual Support (Age and Community Care)	18					18
Certificate III in Light Vehicle Mechanical Technology	26	13				39
Certificate III in Painting and Decorating	14					14
Certificate III in Patisserie	13					13
Certificate III in Plumbing			13			13
Certificate III in Tourism					18	18
Certificate III in Wall and Floor Tiling	14					14
Certificate IV in Community Development					18	18
Certificate IV in Community Services						0
Certificate IV in Leadership and Management	44		22	22	22	110
Certificate IV in New Small Business	22					22
Certificate IV in Youth Work		18			18	36
Grand Total	375	172	82	70	141	840

* Two part-time Certificate III in Commercial Cookery classes enrol in Samoa this semester and complete at the end of semester 2 2017.

Training Profile Plan - Semester 2 2017

Planned Graduates by Campus						
Course	Fiji	PNG	Samoa	Solomon Islands	Vanuatu	Grand Total
Certificate III in Air Conditioning and Refrigeration	13					13
Certificate III in Applied Fashion Design and Technology	18					18
Certificate III in Carpentry	26	13		14	13	66
Certificate III in Commercial Cookery	14	14	26		14	68
Certificate III in Community Services		22				22
Certificate III in Early Childhood Education and Care	22		22		18	62
Certificate III in Education Support					18	18
Certificate III in Electrotechnology Electrician	14	14				28
Certificate III in Engineering - Fabrication Trade		13	13			26
Certificate III in Engineering - Mechanical Trade (Diesel Fitting)	26	13				39
Certificate III in Engineering - Mechanical Trade (Fitting and Machining)	13	13				26
Certificate III in Hospitality (Accommodation Services)			*	16	16	32
Certificate III in Hospitality (Food & Beverage)	16	16				32
Certificate III in Individual Support (Age and Community Care)	44					44
Certificate III in Light Vehicle Mechanical Technology	13	13				26
Certificate III in Painting and Decorating	14					14
Certificate III in Patisserie	13					13
Certificate III in Plumbing			26			26
Certificate III in Retail	*					-
Certificate III in Tourism	18				18	36
Certificate III in Wall and Floor Tiling	14					14
Certificate IV in Disability	18					18
Certificate IV in Hospitality			16			16
Certificate IV in Leadership and Management	22	22	22	22	22	110
Certificate IV in New Small Business				*	22	22
Certificate IV in Retail Management	*					-
Certificate IV in Youth Work			18	18		36
Diploma of Counselling		*				-
Grand Total	318	153	143	70	141	825

* Part-time classes enrol this semester and complete at the end of semester 1 2018.

Training Profile Plan - Semester 1 2018

Planned Graduates by Campus						
Course	Fiji	PNG	Samoa	Solomon Islands	Vanuatu	Grand Total
Certificate III in Air Conditioning and Refrigeration	13					13
Certificate III in Applied Fashion Design and Technology	18					18
Certificate III in Carpentry	26	13		13	13	65
Certificate III in Commercial Cookery	14	14	13		14	55
Certificate III in Early Childhood Education and Care	22		22			44
Certificate III in Electrotechnology Electrician	14	14				28
Certificate III in Engineering - Fabrication Trade		13	13			26
Certificate III in Engineering - Mechanical Trade (Diesel Fitting)	13	13				26
Certificate III in Engineering - Mechanical Trade (Fitting and Machining)	13					13
Certificate III in Hospitality (Accommodation Services)			16	16	16	48
Certificate III in Hospitality (F&B or Housekeeping)		16				16
Certificate III in Hospitality (Food & Beverage)	16					16
Certificate III in Individual Support (Age and Community Care)	22					22
Certificate III in Light Vehicle Mechanical Technology	13	13				26
Certificate III in Patisserie	13					13
Certificate III in Plumbing			26			26
Certificate III in Retail	22					22
Certificate III in Tourism	18				18	36
Certificate IV in Disability	18	18				36
Certificate IV in Leadership and Management	22	22	22	22	22	110
Certificate IV in New Small Business				22	22	44
Certificate IV in Retail Management	22					22
Certificate IV in Youth Work			18			18
Diploma of Counselling			18			18
Grand Total	299	136	148	73	105	761

Partnerships

Partnerships with Pacific Island TVET institutions or agencies is a cornerstone of APTC's sustainability strategy. The entities receiving a partnership agreement, either for site access to facilities, capability development, or both are:

Country	Partner	Service/Facility	Status of Agreement
Fiji	University of the South Pacific	Training Facilities	Current until 30 June 2018
	Fiji National University	Training Facilities	Current until 30 June 2018
Kiribati	Kiribati Institute of Technology	Training Facilities and Pathways; Customer contact	Current until 30 June 2018
PNG	Port Moresby Technical College	Training Facilities	Current until 30 June 2018
Samoa	National University of Samoa	Training Facilities	Current until 30 June 2018
Solomon Islands	Don Bosco Technical Institute	Training Facilities and Pathways	Current until 30 June 2018
	Solomon Islands National University	Training Facilities	Current until 30 June 2018
Tonga	Tongan Chamber of Commerce	Customer Contact	Current until 30 June 2018
Vanuatu	Ministry of Education - Vila North Public School	Training Facilities	Current until 30 June 2018
	Vanuatu Institute of Technology	Training Pathways	Current until 30 June 2018

Solomon Islands National University (SINU)

The most recent APTC partnership agreement has been signed with SINU and reflects substantial negotiations across several years. The initial focus of the agreement will be to support SINU in the delivery of the Certificate III in Hospitality in 2017 through the refurbishment of the kitchen facilities at the SINU Kukum campus in Honiara.

University of the South Pacific (USP) Partnership Agreement

The partnership has been in place for two years. Overall, 196 students have been enrolled to study at the USP campus, with 185 completing their studies to date. Thirty-two Certificate III in Commercial Cookery students, fifteen Certificate III in Patisserie students and thirty-eight Certificate III in Hospitality students studied at the Laucala campus in Suva in 2016. APTC and USP trainers continue with the shared use of the kitchen and restaurant facilities, and access to classrooms on the Laucala campus.

Don Bosco Technical Institute (DBTI) Partnership Agreement

Following industry consultation identifying the need for carpentry skills in Solomon Islands in 2015, fifteen students completed training in the Certificate III in Carpentry delivered from the Skills Barn at DBTI in semester one 2016. Further training delivery in the Certificate III in Carpentry is scheduled at these premises in semester one and semester two 2017.

Since the commencement of the partnership seventy-seven students have completed training in Certificate III level qualifications and ninety-six have successfully completed Certificate II level qualifications from the DBTI site.

This year also saw the opening of the hospitality and cookery training facility Isles Café at the Don Bosco campus, and the delivery of the Certificate II in Hospitality

European Union Support to the Sugar Industry Program (SSIP)

Delivery of the European Union's "Accompanying Measures for Sugar Protocol (AMSP – 2013) – Strategic Restructuring of the Sugar Cane Industry" initiative for the Fijian sugar industry commenced in February 2014, and is scheduled for completion in December 2017.

Successful consultation with stakeholders and partners continues to support the smooth delivery and completion of planned courses for this project. This year has seen the successful implementation of the Certificate II in Construction course, established in response to the devastation caused to the community by TC Winston. The program has enrolled thirty-three students consisting of displaced Penang Mill workers and sugar cane farmers from the local region of Rakiraki. Participants will gain skills in construction to enhance their long term employment and income generation potential.

To maximise the benefits of the program, a Certificate II in Skills for Work and Vocational Pathways program has been implemented to assist individuals requiring additional foundation skills in preparation for workforce entry.

The project acknowledges the support and input of Fiji Sugar Corporation (FSC), Impact Partners Fiji (IPF) and our construction partner Habitat for Humanity (HFH) in the selection of participants, identification of home beneficiaries and the provision of training facilities and other support mechanisms for the construction of forty homes. The tables below illustrate the activity to date.

Completion of Non-Accredited Training	Female	Male	Total
European Union Project - Farming As A Business Workshop	8	175	183
European Union Project – Leader Farmer Business Workshop	8	253	261
Business Writing	2	21	23
Hot Works Training	3	52	55
Total	21	501	522

Completion of Accredited Skills Sets	Female	Male	Total
Certificate III in Business	38	122	160
Certificate IV in Business	16	26	42
Certificate IV in Training and Assessment	12	67	79
Dogging & Rigging (Performance Training)		24	24
Working at Heights (Performance Training)		40	40
Confined Spaces (Performance Training)		42	42
Isolate and Access Plant (Performance Training)	3	52	55
Boiler Attendant (Performance Training)		16	16
Total	69	389	458

Graduates - Full Qualifications	Female	Male	Total
Certificate II in Skills for Work and Vocational Pathways	7	16	23
Certificate II in Construction		33	33
Certificate III in Electrotechnology		1	1
Certificate III in Engineering - Fabrication Trade		38	38
Certificate III in Engineering - Mechanical Trade (Diesel Fitting)		11	11
Certificate III in Engineering - Mechanical Trade (Fitting and Machining)		12	12
Certificate IV in Leadership and Management	6	17	23
Certificate IV in Frontline Management	18	91	109
Certificate IV in Project Management Practice	9	55	64
Total	40	274	314

National University of Samoa (NUS) Agreement

Under the revised partnership agreement, fifteen NUS staff members enrolled in the Certificate IV in Training and Assessment this year. To date ten have completed the qualification with the final five enrollees continuing their studies in 2017.

Fiji National University (FNU)

An industry endorsed capacity-building and joint delivery partnership has been established between the Fiji National University (FNU), the Textile, Clothing and Footwear Council (TCF) of Fiji and APTC for the delivery of a garment manufacturing and fashion design program, for the benefit of Fiji and its citizens.

Training is aimed at expanding the industry knowledge of existing factory workers. The program seeks to increase the quality of garments manufactured, as well as opening avenues to manufacturers that may have been previously closed due to the limited skills and training of staff.

A variety of research methods were employed to identify current and future needs of the industry in Fiji. The skills required are those that will enable the textile, clothing and footwear industry to diversify and increase quality and production output. These skills will also support the growth and development of the emerging fashion industry.

The Certificate III course delivery and assessment will occur within a real or simulated workplace. The intended delivery location is the FNU Nabua campus, Suva. This campus currently hosts short course training in areas related to the garment construction industry through its Department of Fashion and Design. Courses include Basic Machinist Courses, Dressmaking, Saree Blouse Making, Pattern Grading, Shirt Making, Fashion Illustration, Basic Industrial Sewing Machine Mechanics and Bag Making.

Arrangements are also in place for the delivery of the Certificate III in Air Conditioning and Refrigeration, Certificate III in Electrotechnology - Electrician and the Certificate III in Painting and Decorating from the FNU campus in 2017.

POMTech

Aside from the delivery of training to enrolled students, the major activity in PNG in 2016 has been the development of the National Automotive Training Centre (NATC). Significant planning and expenditure has provided a site at the POMTech campus that is fully equipped to deliver not only the Australian nationally accredited Certificate III in Light Vehicle Mechanical Technology, but also the PNG National Certificates One and Two in Automotive Service Light Vehicle and the National Certificates One and Two in Automotive Electrical qualification.

A joint management committee consisting of three Australian High Commission PNG representatives, APTC CEO and CM, two POMTech staff, one representative from the PNG Department of Education and a TVET advisor from Palladium will oversee the activities of the centre.

Habitat for Humanity Agreement (HFH)

APTC and HFH Fiji have entered into an agreement for APTC to deliver training to students in the Certificate II in Construction on HFH Fiji work sites established for the purpose of providing twenty low cost dwellings for communities affected by tropical cyclone Winston.

Students will be involved in the construction of the homes, and their work will be aligned to achievements of competencies in the qualification. Following completion of the project, graduates of the Certificate II in Construction will be eligible to continue their studies by applying for entry with advanced standing into the Certificate III in Carpentry.

This project demonstrates the mutual benefits that accrue for APTC students and the communities they are working with. Students attain competency whilst working on a live project, experiencing real-life pressures and the need to work within customer requirements and project deadlines. The communities benefit not only through the ownership of the final buildings, but also through contributing their own labour to the project from its outset, nurturing community spirit and transferring knowledge of building techniques throughout the rest of the community.

QUALITY

APTC HAS A GOOD REPUTATION IN THE PACIFIC AS A HIGH QUALITY PROVIDER OF TVET

Scope of Services 2.12(c, f, g, i), 5.2, 5.3 (a-c), 5.10 (a, b), 5.11 (a), 5.12 (a- c), 5.13 (a), 5.14, 5.20 (d-k), 5.21 (a-f, h, i), 5.24, 7.1, 7.2, 7.3, 8.2, 10.1-10.6, 12.9, 12.11, 12.12 (a), 12.21, 13.1, 13.2 (a, c), 13.3 (c, d), 14.1, 14.2, 17.1, 17.2, 17.3 (a-f), 19.1-19.3

Compliance

As part of the move to one Registered Training Organisation (RTO) in the Stage 2 Extension, TAFE Queensland East Coast (TQEC) staff visited APTC delivery sites between August and October 2015 and undertook an education and training audit.

The audit reviewed the current training and delivery activity across twenty-seven programs in Fiji, Samoa, Vanuatu and Solomon Islands, including a review of programs under the European Union agreement.

In semester 2 2016 the TQEC audit team conducted a follow-up visit to review progress against the initial audit findings. While seven disciplines are now compliant against all Australian Skills Quality Authority (ASQA) Standards audited and reviewed, continuous improvement strategies are required to address some minor non-compliances in particular relating to Standard 1.

The audit team commented on the continuous improvement activities undertaken to date:

The Audit team from TQEC extend our congratulations on the work that has been undertaken at APTC since our initial audit visit. We witnessed some examples of excellent teaching practice and dedication to consistent student training outcomes with a continued effort to work together.

It was positive to see the confidence and growth in the trainers and tutors across the region and how well they are supported by APTC to develop in vocational education and training skills.

Overall there has been significant improvement in compliance against the ASQA Standards of RTO's across the Pacific through the concerted efforts of APTC working with local trainers and industry.

Jody Ridgeway, Centre Director - Trades and Resources TAFE Queensland East Coast

The final follow-up report was supplied to the APTC CEO in November 2016, with a formal response to the report due in early 2017.

Professional Development for Training Delivery Staff

APTC facilitates ongoing professional development for training delivery staff, as can be evidenced by the attendance of all Fijian training delivery staff at the IVETA conference in August this year. In addition, two national trainers from Fiji and Samoa attended the Vocational Education Learners Group (VELG) annual conference at the Gold Coast Conference Centre, Broadbeach, Australia in September. The trainers attended sessions on how to plan and schedule effective validation, audit processes and procedures, understanding the principles of assessment and the development and implementation of training packages.

Professional development for training delivery staff was further enhanced through sessions delivered in Suva by a noted ASQA compliance and quality training expert. Sessions included compliance-related issues such as assessment processes for clustered competencies and conducting authentic Recognition of Prior Learning (RPL) with students.

Six national trainers in Fiji are registered trainers with FNU, allowing them to deliver courses eligible under the training levy system. All employers in Fiji are required to pay a levy of one percent of gross payroll into a fund managed by FNU. These employers can claim up to ninety percent of this fund back if they train their employees in grant claimable courses.

Student Activity

The following section provides an update of student activity for 1 January – 31 December 2016 and is presented by country under the following categories in the report annexes:

- › Cumulative Application, Enrolment, Graduate and Migration Data, by Citizenship
- › Cumulative Application, Enrolment and Graduate Data All Countries
- › Cumulative Migration Data All Countries

Cumulative Enrolment Data

Total enrolments

In total, 11937 students have been enrolled into APTC programs since the inception of APTC in 2007, with 7561 enrolling in Stage 2. The current Stage 2 enrolments total represents an increase of 1363 or twenty-two percent since the last annual report. The gender balance of all scholarship and non-scholarship enrolments since 2007 stands at forty percent females and sixty percent males, whilst in Stage 2 females represent forty-two percent of all enrolments to date.

Graduate Outcome Data

Total graduates

In total 10600 students have graduated from APTC programs since 2007, with 7122 of these graduating in Stage 2. The overall gender balance of graduates since 2007 is forty percent (4291) female and sixty percent (6309) male, with females accounting for forty-one percent (2912) of graduates in Stage 2.

Graduates 2016

There were 1100 DFAT subsidised students who completed their qualifications in 2016, listed below by course and campus.

Graduates Semester 1 2016 by Campus						
Course	Fiji	PNG	Samoa	Solomon Islands	Vanuatu	Total
Certificate III in Carpentry	26	31		15		72
Certificate III in Commercial Cookery	14	33	16			63
Certificate III in Early Childhood Education and Care	21			17	20	58
Certificate III in Electrotechnology Electrician		15				15
Certificate III in Engineering - Fabrication Trade		29	18			47
Certificate III in Engineering - Mechanical Trade (Diesel Fitting)	16					16
Certificate III in Engineering - Mechanical Trade (Fitting and Machining)		14				14
Certificate III in Hospitality	19	14	16			49
Certificate III in Individual Support (Ageing, Home and Community)	22					22
Certificate III in Light Vehicle Mechanical Technology	26					26
Certificate III in Painting and Decorating	15					15
Certificate III in Patisserie	6					6
Certificate III in Plumbing			32			32
Certificate III in Tourism					22	22
Certificate III in Wall and Floor Tiling	13					13
Certificate IV in Disability	21					21
Certificate IV in Youth Work			9		16	25
Grand Total	199	136	91	32	58	516

Graduates Semester 2 2016 by Campus							
Course	Fiji	Kiribati /Fiji	PNG	Samoa	Solomon Islands	Vanuatu	Total
Certificate III in Applied Fashion Design and Technology	36						36
Certificate III in Carpentry	26		13			13	52
Certificate III in Commercial Cookery	14		14	13			41
Certificate III in Community Services Work					22		22
Certificate III in Early Childhood Education and Care	22					18	40
Certificate III in Electrotechnology Electrician			28				28
Certificate III in Engineering - Fabrication Trade			13	13			26
Certificate III in Engineering - Mechanical Trade (Diesel Fitting)	26						26
Certificate III in Engineering - Mechanical Trade (Fitting and Machining)	58		13				71
Certificate III in Hospitality (Food & Beverage)	16		16	16			48
Certificate III in Individual Support (Aged and Community Care)	22	18					40
Certificate III in Light Vehicle Mechanical Technology	26		13				39
Certificate III in Painting and Decorating	14						14
Certificate III in Plumbing				13			13
Certificate III in Tourism						18	18
Certificate III in Wall and Floor Tiling	14						14
Certificate IV in Community Development						22	22
Certificate IV in Hospitality						16	16
Certificate IV in Youth Work				18			18
Grand Total	274	18	110	73	40	87	584

Graduations

Seventeen graduation ceremonies were conducted in Fiji, Kiribati, PNG, Samoa, Solomon Islands, Tonga, Vanuatu, throughout the 2016 calendar year. Industry and TVET consultations, student information and promotion of APTC programs in SIS have been timed to coincide with graduation ceremonies.

Distinguished guests from across the Pacific region attended the ceremonies to deliver keynote addresses, reinforcing the importance of the acquisition of skills to island economies. The list of dignitaries includes:

Fiji:	His Excellency Major-General (Retired) Jioji Konrote President of the Republic of Fiji Honourable Mr Faiyaz Koya Minister for Industry, Trade and Tourism Mr Corrado Pampaloni Deputy Head of European Union Delegation for the Pacific
Kiribati:	Honourable Ruateki Tekaiara, Minister for Labour and Human Resources Department
PNG:	Mr Johnny Lo-Yep Manager, Education - DFAT
Samoa:	Honourable Afioga Fatialofa Tuilaepa Sailele Lugesoliai Malielegaoi Prime Minister of Samoa Honourable Fiame Naomi Mataafa Deputy Prime Minister of Samoa and Minister for Natural Resources and Environment
Solomon Islands:	Dr Franco Rodie Permanent Secretary, Ministry of Education
Tonga:	Mr Claude Tupou, Chief Executive Officer Ministry of Education and Training
Tuvalu:	Honourable Mr Matia Toafa Deputy Prime Minister and Minister for Finance and Economic Planning
Vanuatu:	Honourable Jean Pierre Nirua Minister for Education and Training

Graduations 2016	
Date	Location
February	Tuvalu
March	Samoa
April	Vanuatu
	Nadi, Fiji
May	PNG
	Solomon Islands, Honiara
June	Solomon Islands, Auki
	Fiji, Suva
July	Kiribati
August	Samoa
September	Solomon Islands, Honiara
	Tonga
October	PNG
November	EU Sugar Project Nadi
	Vanuatu
	Fiji, Suva
December	EU Sugar Project Labasa

Surveys

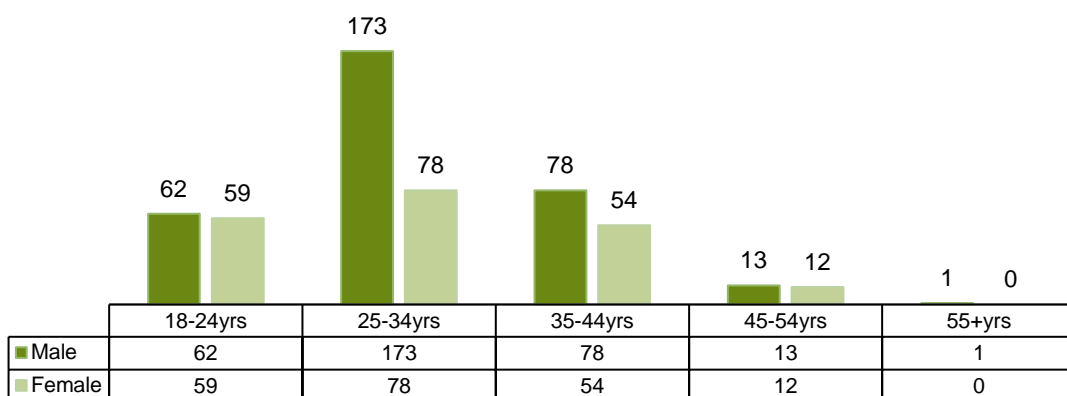
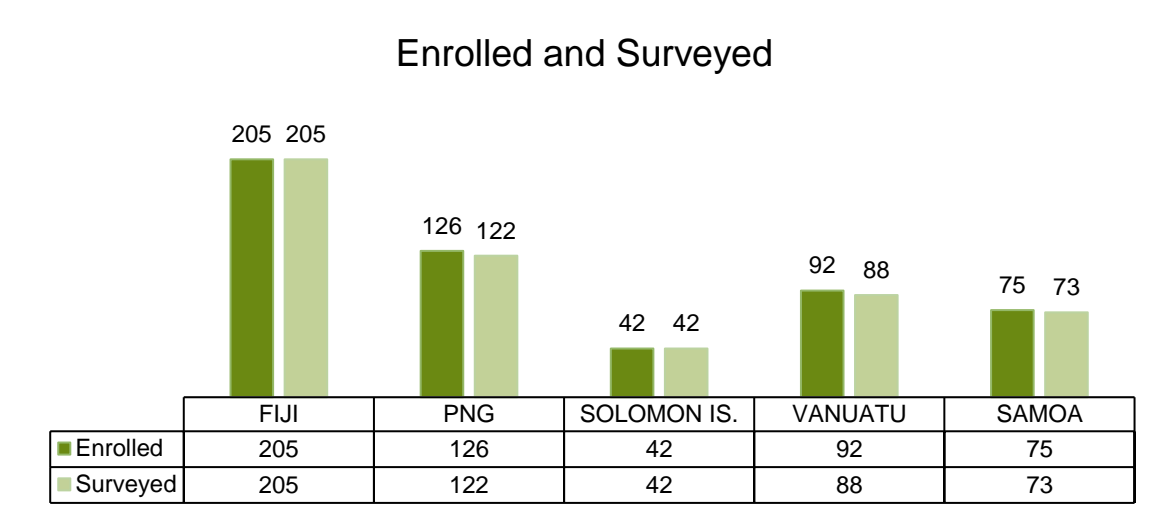
APTTC conducts surveys of students as they enter training, immediately on the completion of training, and twelve months after they have returned to the workforce. The employers of graduates are also surveyed to gauge their performance and productivity in the workplace after training. The information gleaned from these surveys builds a picture about the impact of training on the students' careers and livelihood, as well as benefits for families, workforce and the wider community.

Survey results also highlight where APTTC can implement continuous improvement activities to offer better training and services to potential applicants and the student population.

Course Commencement Survey

The Course Commencement Survey Summary Report incorporates a total of thirty-three courses conducted across all APTTC campuses in Semester 2 2016.

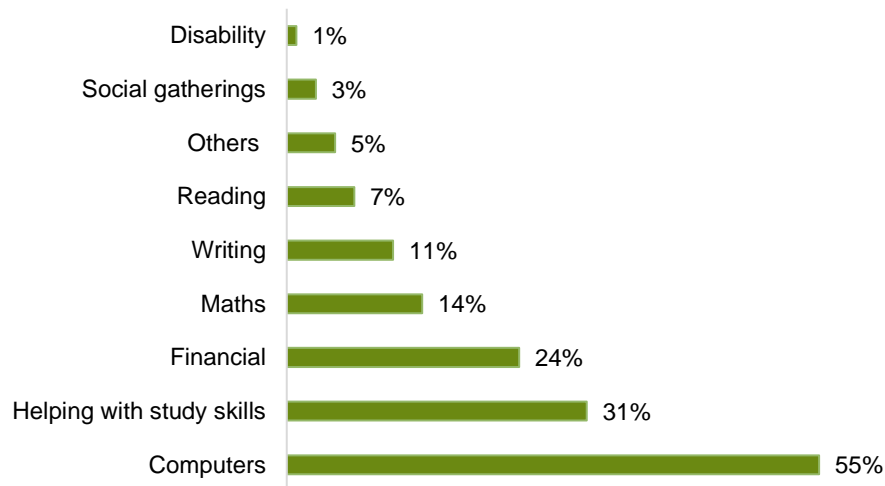
The graph below presents a summary of the total number of students enrolled, the campus they were enrolled in and the total number who completed the survey. 540 students enrolled and attended the courses, with 530 responses received from the survey. The variance of ten students is comprised of those who were not present on the day the survey was carried out in class.



The majority of the students surveyed were male, accounting for 62 percent of the respondent total.

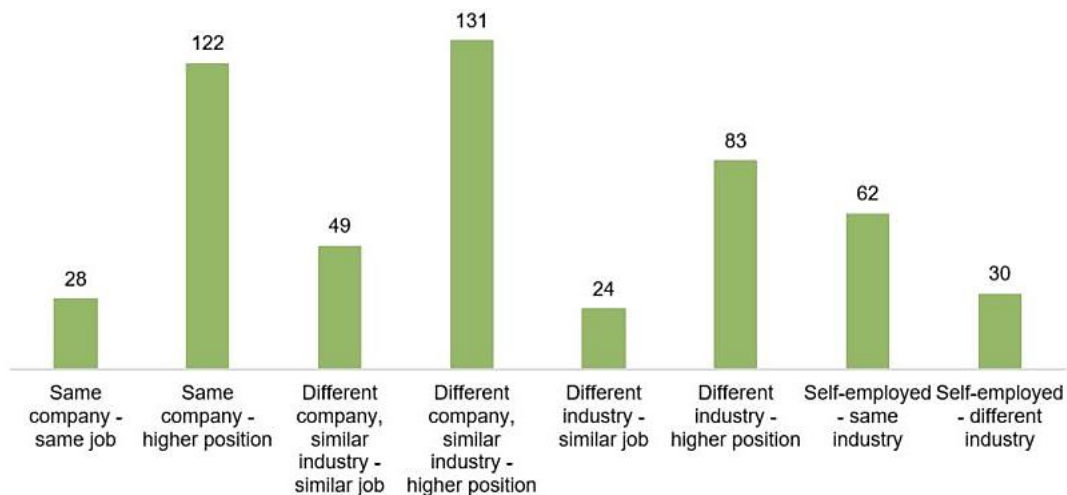
The majority of male students (33 percent) fall into the 25-34 age category, ahead of the 35-44 age category at 15 percent. Female students also follow a similar trend, with most (15 percent) falling into the 25-34 age category, followed by 10 percent in the 35-44 age group.

There were a range of responses to a question regarding the amount of support students anticipated they would need throughout their study. The lack of previous exposure to technology (computers), financial issues and help required with study skills rated most highly.

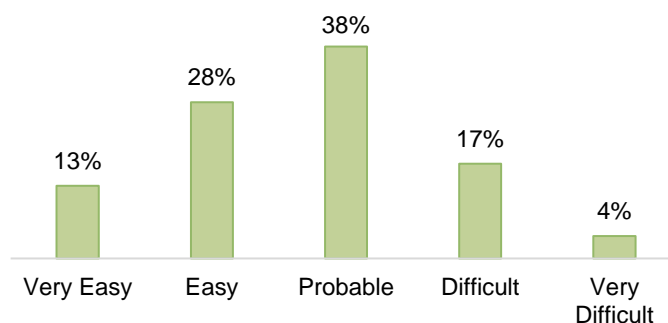


Students were asked to describe what they thought their employment status would be two years after completing their study with APTC. The majority of respondents (twenty-five percent) indicated they expected to be in a higher position with a different company in a similar industry, highlighting the importance of acquiring new skills for advancement in the workforce.

Four percent said they would be doing the same job, but in a different industry, and six percent indicated they hoped to be self-employed in a different industry. In total ten percent of respondents anticipated that training would give them transferrable skills.



When asked how difficult they thought it would be to find employment after APTC training, forty-one percent of students felt that it would be very easy or easy to find a job.



End of Course Learner Survey

End of Course Learner (EoCL) surveys are conducted to gain feedback from students on their study experience with APTC. The surveys gather information on the students' satisfaction with the quality of training and the services provided by APTC throughout the enrolment period. The information gained from the surveys is used to inform the APTC continuous improvement process.

Results from the EoCL surveys conducted in semester 2 2016 show an average satisfaction rate with course and content delivery of eighty-nine percent. Additionally, an average of eighty-one percent of students were satisfied with the quality of student support services. These results were based on surveys of 565 APTC students who completed thirty-five programs. The level of response achieved represents a one hundred percent survey completion rate for these cohorts.

Semester 2 2016 Courses Surveyed on Completion

- › Certificate III in Applied Fashion Design and Technology
- › Certificate III in Carpentry
- › Certificate III in Commercial Cookery
- › Certificate III in Community Services Work
- › Certificate III in Early Childhood Education and Care
- › Certificate III in Electro technology Electrician
- › Certificate III in Engineering - Fabrication Trade
- › Certificate III in Engineering - Mechanical Trade (Diesel Fitting)
- › Certificate III in Engineering - Mechanical Trade (Fitting and Machining)
- › Certificate III in Health Services Assistance
- › Certificate III in Hospitality
- › Certificate III in Hospitality (Food & Beverage)
- › Certificate III in Hospitality (Housekeeping)
- › Certificate III in Individual Support
- › Certificate III in Light Vehicle Mechanical Technology
- › Certificate III in Painting and Decorating
- › Certificate III in Patisserie
- › Certificate III in Tourism
- › Certificate III in Wall and Floor Tiling
- › Certificate IV in Community Development
- › Certificate IV in Disability
- › Certificate IV in Hospitality
- › Certificate IV in Leadership and Management
- › Certificate IV in Training and Assessment
- › Certificate IV in Youth Work

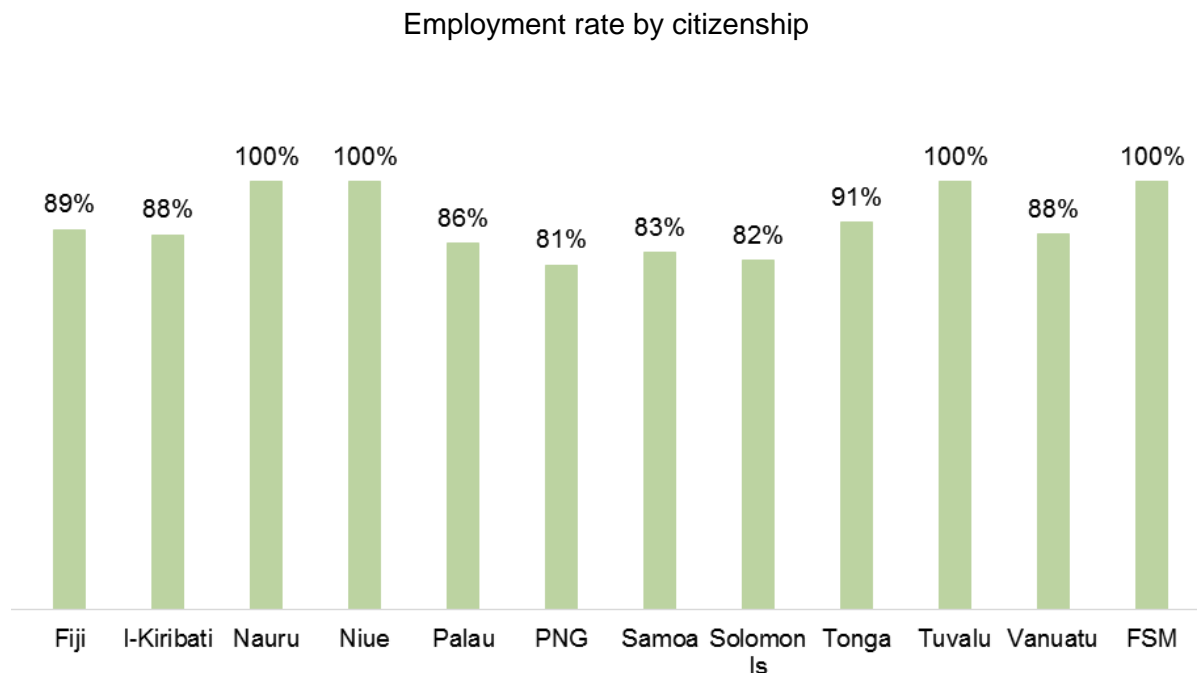
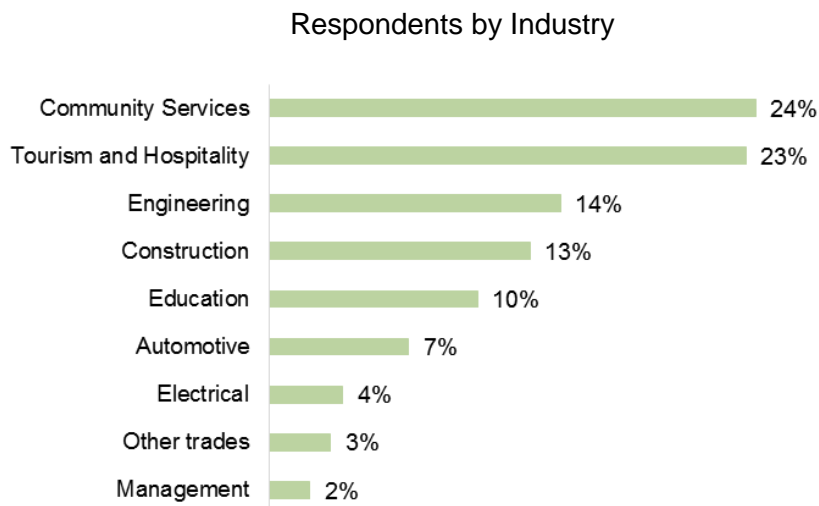
The responses analysed after survey are listed below:

Campus	Fiji	PNG	Samoa	Solomon Islands	Vanuatu
Percentage satisfied with course content and delivery	90%	88%	86%	88%	91%
Percentage satisfied with quality of student support services	85%	79%	85%	80%	78%

Graduate Tracer Survey (GTS)

The 2016 GTS was administered in semester 2 2016 with an eligible survey population of 3054 students who graduated in the 2015 calendar year. This was the largest number of students surveyed in one period since the commencement of APTC, and represents a large cohort that completed training prior to the Stage 2 Extension period.

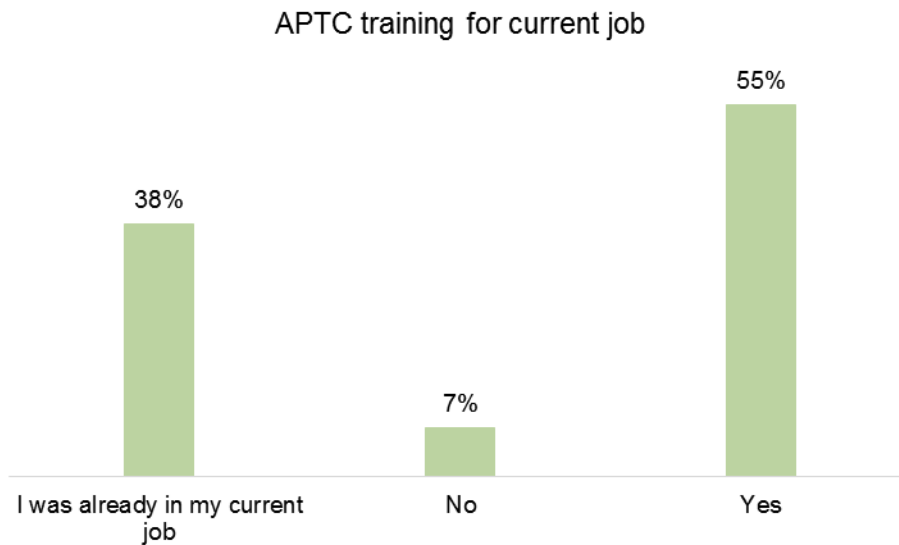
The survey returned a fifty percent response rate and respondents are classified by their industry grouping and citizenship below:



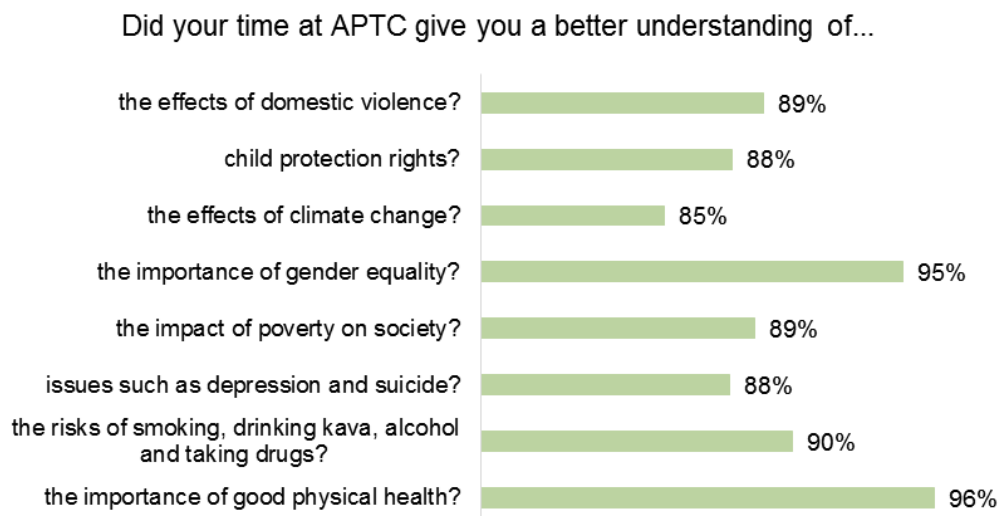
When asked how difficult it was to find employment, the majority of employed graduates said it was either easy or very easy to secure employment. Only four percent of respondents indicated they could not find employment in their field of study.



Just over half of the employed graduates in the survey indicated that APTC training helped them get their current job.

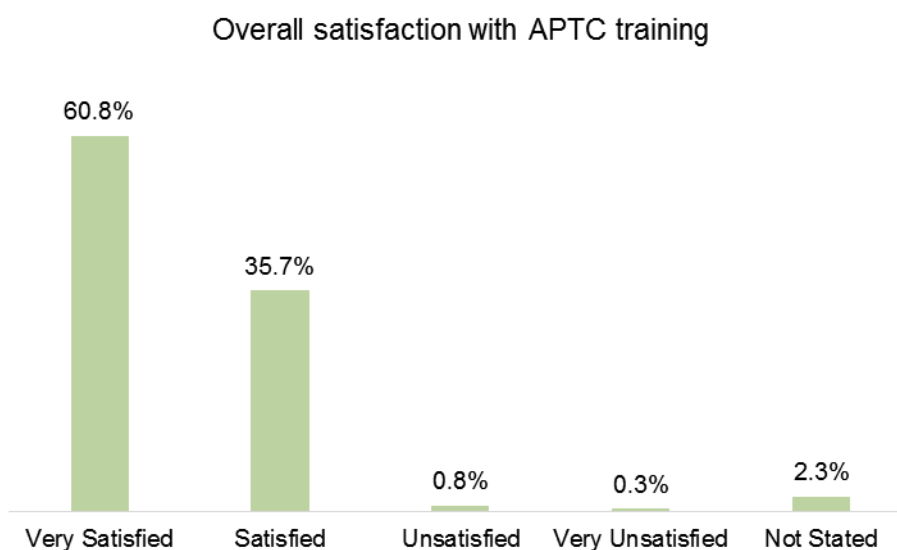


Survey respondents were asked if they had an increased awareness of issues other than those directly related to their course of study:



Overall, ninety-one percent of respondents said that having a better understanding of these issues has led to changes in their lives.

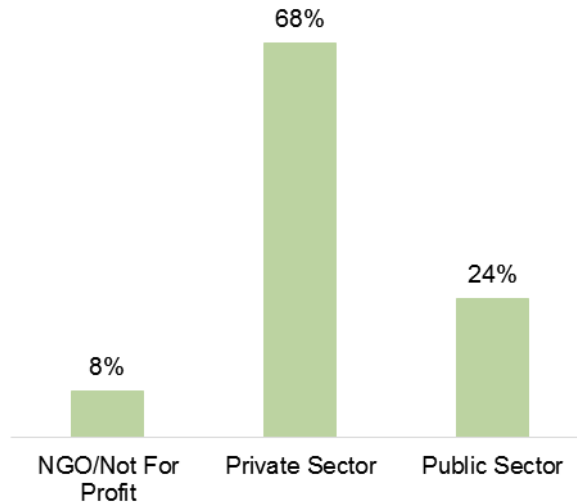
Overall, the 2016 Graduate Tracer survey recorded a satisfaction with training rating of just over ninety-six percent (very satisfied and satisfied).



Employer Engagement Survey (EES)

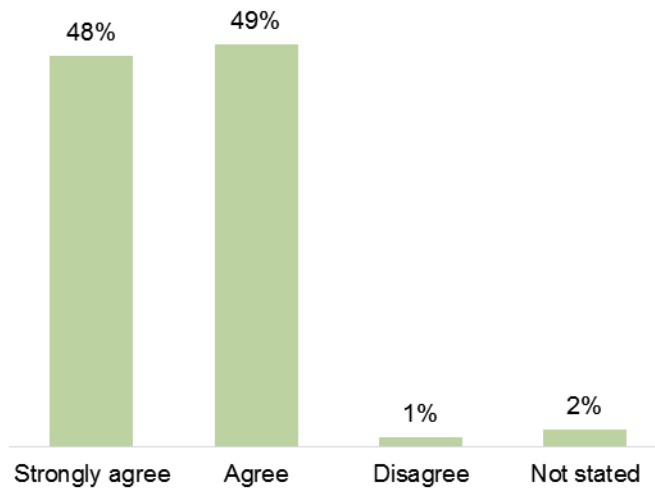
The 2016 EES was administered in semester 2 2016, with a survey population of 1160 employers. As with the GTS, the EES had a larger population than usual given the number of graduates in 2015. A response rate of thirty-eight percent was achieved in this survey.

Responses by Sector

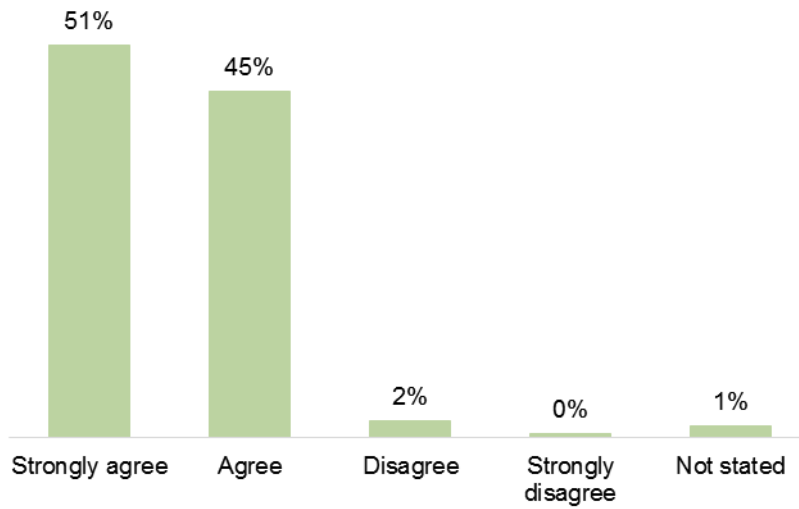


Employers continue to value APTC graduates in the workplace, as they bring increased skills, knowledge and initiative to the businesses they are employed in.

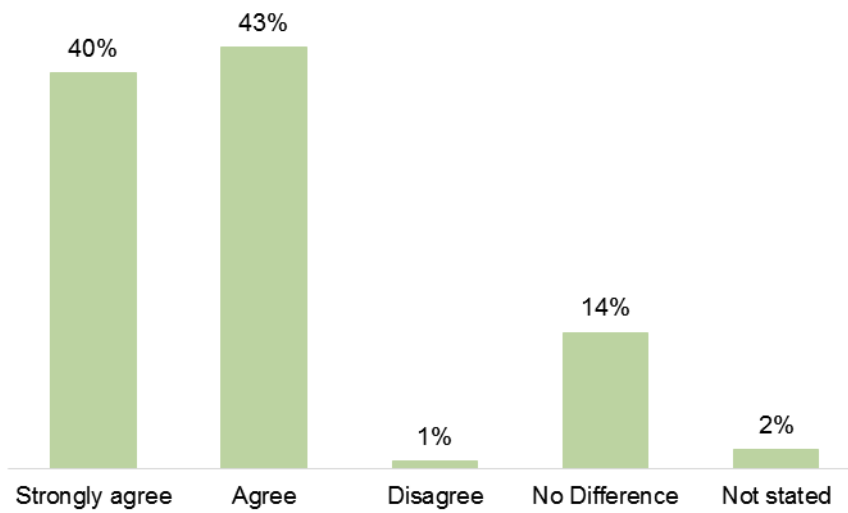
Demonstrates the ability to perform to the expectations of my workplace



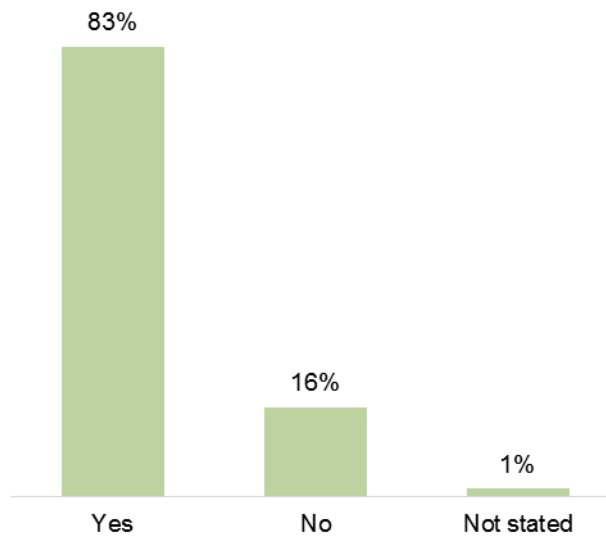
Works effectively with minimal supervision



Compared to non-APTC graduates, APTC graduates are more motivated and show increased initiative



APTC graduates who have been promoted or given greater responsibility



National Training Authority Registrations

Registration with national authorities is updated annually, with the status by campus listed below.

Fiji

APTC remains registered with the Fiji Higher Education Commission (FHEC). An updated list of offerings for 2017 will be provided to FHEC in January 2017.

PNG

Continuing registration paperwork was submitted with the PNG National Training Council (NTC) in May 2016. The NTC requested that a copy of the documentation be provided in October 2016 due to administration issues in the NTC offices. Advice on the status of the renewal of registration is pending.

Samoa

APTC has current registration with the Samoa Qualifications Authority (SQA) until 7 April 2017. The renewal of registration paperwork, including an update of APTC's offerings in Samoa for the 2017 calendar year has been submitted.

Solomon Islands

There is currently no body or mechanism for registration in the Solomon Islands. Once the legislation, policies and processes are in place, an application will be made. The CM Solomon Islands is in contact with Solomon Islands government representatives on this matter, and also with DFAT officers who are providing funding support to the Solomon Islands government for this project.

Vanuatu

Registration with the Vanuatu Qualifications Authority (VQA) was renewed in October 2016 and remains current for twelve months.

APTC Media

This year has seen a renewed focus on the quality of existing promotional publications as well as new projects:

- › 2016 Environmental Scan
- › 2016 - 2018 Impact Profiles - Seven issues will be published over a period of 18 months. A video is also being produced along with the publication, with filming currently underway.
- › 2016 photography project - to develop APTC's bank of promotional images

Developing and maintaining a good relationship with media contacts in the region is critical to successfully creating an impressive image of APTC. During this reporting period there have been a number of events highlighting APTC's achievements:

- › APTC's staff and students contributed towards relief efforts in Fiji after TC Winston caused damage to villages in the north-eastern and western parts of Viti Levu. APTC's carpentry students who helped rebuild houses in Rakiraki were featured in Fiji TV's Closeup program. APTC's Samoa Campus provided support through a Red Cross appeal. APTC's efforts were acknowledged by the Australian High Commissioner to Fiji, Her Excellency Margaret Twomey after it received coverage in the Fiji Sun.
- › APTC was featured in two Australian VET organisational magazines:
 - » TAFE Directors Association magazine and VELG e-zine
- › APTC received extensive coverage in local and regional media for graduations held in campus and non-campus countries.
- › APTC has held successful information sessions as part of its recruitment drive in 2016 with regular announcements through radio and newspaper advertisements
- › APTC continues to work closely with the Department of Foreign Affairs (DFAT) to effectively provide news articles and visibility at functions
- › APTC alumni participation in community activities, networking events and coaching skills workshops have been covered by media. Alumni have been active on social media

Alumni success stories have been broadcast across the region with the help of Pacific media. Some examples are:

- › APTC carpentry graduates from Fiji and Samoa travelled to New Zealand under the Christchurch Rebuild Initiative
- › APTC Youth Work graduates Mary Siro (Vanuatu) and Nolan Parairua (Solomon Islands) were awarded the 2016 Queen’s Young Leader award
- › APTC Commercial Cookery graduates who have had success abroad: Reshad Shah has been working as a chef with the renowned Australian Leisure and Hospitality (ALH) Group, and Avikash Singh who has studied at Le Cordon Bleu in New Zealand
- › APTC national trainer for Commercial Cookery in Samoa and APTC graduate, Daniella Ah Leong-Leota has been appointed as Samoa’s new female ambassador to the World Association of Chefs’ Societies (Worldchefs)
- › The Vanuatu Daily Post paid a tribute to the late Rita Norman, APTC Youth Work graduate, who passed away this year
- › APTC Plumbing graduate, James Matariki received a silver jubilee medal for contributing towards Vanuatu’s first trade qualification module for the plumbing industry

Media coverage for the EU Sugar Project has increased. Four media organisations published a total of seven news articles for the EU Sugar Project Nadi Graduation ceremony in November.

Publications

One hundred and forty-eight media articles, including twenty-eight web stories promoting student activities and campus events, have been released and have been uploaded onto the APTC Internet site in this period.

Country	APTC website	Print (Newspapers and online)	Broadcast (Radio and TV)
Fiji	12	35	4
Samoa	4	16	2
PNG	7	6	1
Vanuatu	5	6	2
Solomon Islands	5	17	1
Others (Kiribati, Tonga, Tuvalu, Australia/APTC)	9	16	1
Total	42	96	10

Social Media

Social media is a powerful tool for APTC to engage prospective students and maintain contact with alumni. Along with email and telephone, social media is becoming a regular method of interacting with applicants. APTC has the following social media pages:

Hootsuite and Weekly Social Media Schedule

APTC began using Hootsuite this year to centralise social media communication. Messages and posts developed and approved on a weekly basis through a social media schedule are more effectively announced to APTC audiences on a more regular and timely basis via Hootsuite.

Facebook

APTC uses Facebook to engage with past, current and prospective students as well as industry partners. APTC often receives messages from interested individuals enquiring about courses.

To date, APTC has 4316 “likes” on Facebook, emanating from 45 countries – the top 10 countries being: Fiji, PNG, Australia, Vanuatu, Samoa, Solomon Islands, New Zealand, United States of America, Tonga and India.

This year, APTC began using Facebook to livestream graduation ceremonies. The inaugural livestream videos (for the Samoa graduation in August) have a cumulative value of 1298 views.

APTC Alumni Facebook

The APTC Alumni Facebook was created as a network for APTC alumni. Alumni success stories, highlights, events and vacancies are announced on this page, which has 1708 “likes”.

LinkedIn

LinkedIn is a professional network which introduces and connects people from around the region and the world through similar professions and interests. APTC currently has 1193 connections on LinkedIn.

Alumni LinkedIn

The APTC Alumni LinkedIn page connects alumni across the region on a professional level. Employment opportunities are also announced on this page. APTC Alumni page currently has 183 connections on LinkedIn.

YouTube

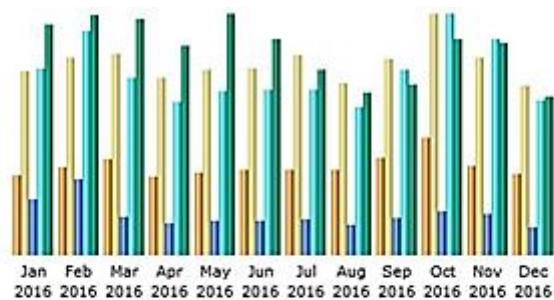
APTC shares videos to a large audience. The seven videos (two of which were uploaded this year) have had a total of 1580 views to date. The most recently uploaded video (which features carpentry students assisting with TC Winston relief efforts this year) has had 218 views to date, with audiences from Fiji, Australia, Papua New Guinea and the United Kingdom.

Twitter

APTC has recently started using Twitter to share links of news articles and quick updates for the EU Sugar Project. Eleven tweets published by APTC in November resulted in 1,790 impressions.

Website Activity

The website will be reviewed in early 2017 to improve information flows and include new images captured as part of the 2016 photography project. The graph below illustrates visitor activity to the APTC website for 2016.



Month	Unique visitors	Number of visits	Pages	Hits	Bandwidth
Jan 2016	5,030	11,652	132,302	447,892	12.51 GB
Feb 2016	5,553	12,483	180,625	537,015	12.98 GB
Mar 2016	6,052	12,768	90,577	422,824	12.75 GB
Apr 2016	4,924	11,179	75,430	367,485	11.36 GB
May 2016	5,236	11,720	80,768	392,039	13.04 GB
Jun 2016	5,410	11,844	81,688	395,833	11.72 GB
Jul 2016	5,365	12,697	85,718	397,007	10.04 GB
Aug 2016	5,337	10,852	73,490	353,419	8.82 GB
Sep 2016	6,109	12,379	87,225	443,958	9.24 GB
Oct 2016	7,385	15,237	103,509	576,402	11.70 GB
Nov 2016	5,624	12,487	96,403	516,373	11.47 GB
Dec 2016	5,131	10,698	65,748	371,381	8.60 GB
Total	67,156	145,996	1,153,483	5,221,628	134.23 GB

The most commonly downloaded page is the Application for Admission Form page. The website is accessed most often by (in order of activity):

- > Fiji
- > Australia
- > PNG
- > United States of America
- > Vanuatu
- > Samoa
- > New Zealand
- > Solomon Islands
- > India
- > France
- > Ghana
- > Japan
- > Canada
- > China
- > Germany
- > Tonga
- > Kuwait
- > Philippines
- > Great Britain
- > Ireland

Scholarship Activity

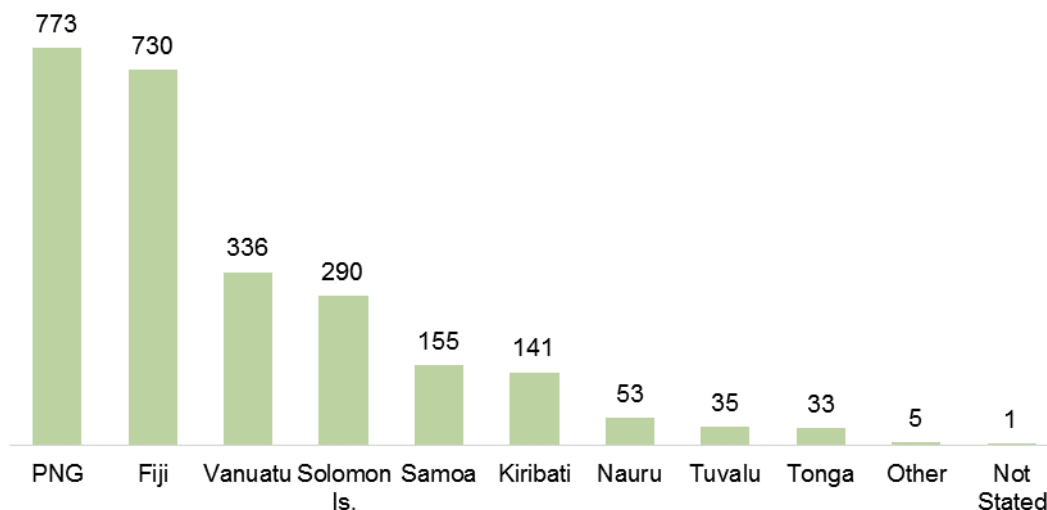
Six successful scholarship rounds (three major rounds and three top-up rounds) were completed in 2016 resulting in 998 approved applicants for APTC courses. Scholarship applications approved but not allocated to classes are placed in a pre-approved pool, and can be drawn upon at short notice to fill programs.

The Student Handbook and the Student Diary have been combined. The 2017 Student Handbook and Diary incorporates the Student Planner/Diary, Student Code of Conduct, Student Responsibilities and Rules, Student Support Services, Personal Safety, Emergency Procedures, Insurance, Compliance with Local Laws, Information on Attendance, Assessments and Progress of Study, Misconduct and Consequences, Study Guide/Tips. Information on Alumni and Tracer Surveys has also been updated and the document will be distributed to students in 2017.

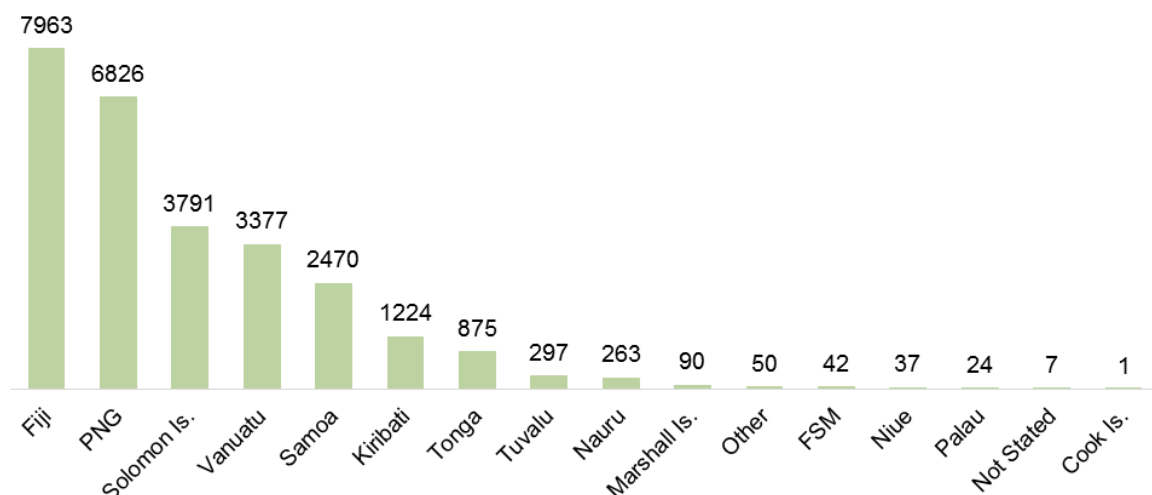
Applications

To date a total of 26963 students have applied for a scholarship award to assist with the costs of studying at APTC, 14810 of those in Stage 2. Overall the gender balance of scholarship applications is forty-one percent females and fifty-nine percent males. In Stage 2 females represent forty percent of all scholarship applicants.

Scholarship Applications 2016



Scholarship Applications 2007 - 2016



Enrolments

Scholarship enrolments

In total, 10724 students have been enrolled into APTC DFAT subsidised courses since the inception of APTC in 2007, with 6488 enrolling in Stage 2. The gender balance of all scholarship enrolments since 2007 stands at forty percent females and sixty percent males, whilst in Stage 2 females represent forty-two percent of all DFAT subsidised enrolments to date.

Deferrals

Deferral of study occurs when a student has been offered a place in a course in a specific semester, but is unable to commence training due to personal circumstances or work commitments. In such cases, the deferred students are reallocated to a future semester. In some instances, applicants choose not to take advantage of the reallocated dates, or become uncontactable in the interim. APTC takes all steps possible to ensure all deferrals are mobilised to study at a mutually agreed date.

There have been 168 deferrals since 2007, with 150 of these in Stage 2.

Non-Completions

An analysis resulting in the realignment of funding sources for students was undertaken in the APTC CRM database in semester 2 2016, creating a more accurate picture of the funding source for students who have not completed study.

A total of 877 APTC scholarship award recipients have commenced but not completed their course of study, of which 398 are in Stage 2. Reasons for incompletions include suspension or exclusion due to misconduct, personal reasons, ill health or non-progression in study. For Stage 2 females accounted for thirty-seven percent of all non-completions.

Scholarship Funding Option	Stage 1	Stage 2	Total
Employer funded	101	52	153
Partnership Student		9	9
Scholarship (all levels)	352	322	674
Self or privately funded	26	15	41
Grand Total	479	398	877

Graduates

DFAT subsidised graduates

Of the 9753 DFAT subsidised graduates since 2007, eighty-six percent (7969) are scholarship recipients, while fourteen percent are either employer or self-funded graduates. Females account for forty-one percent (3954) of the total DFAT subsidised graduates since 2007. For Stage 2 only, females represent forty-one percent (2605) of DFAT subsidised graduates to date.

Non-DFAT subsidised graduates

Of the total of 10600 graduates since 2007 (all funding sources), 847 students have graduated from commercially funded APTC courses, and staff programs conducted by APTC.

Total graduates – all funding sources

In total 10600 students have graduated from APTC programs since 2007, with 7122 of these graduating in Stage 2. The overall gender balance of graduates in all funding sources since 2007 is forty percent (4291) female and sixty percent (6309) male, with females accounting for forty-one percent (2912) of graduates in Stage 2.

Work Placement

Work placements are always individually negotiated and all host employers are required to sign an agreement between themselves, the student and APTC, outlining the rights and responsibilities of all parties.

Well negotiated placements along with regular visits by trainers have established strong and positive relationships with all host employers. APTC staff across the Pacific meet regularly with representatives of major hotels and restaurants, childcare centres, aged care and community services facilities. Additionally, a range of government and non-government agencies have hosted students on placement.

As a result of their work placement, students are occasionally offered full or part-time positions at the host employer's establishment.

Learner Support

The Learning Support Facilitators (LSF) provide one-on-one support to those students identified through the 3-6-9 feedback mechanism to assist them with their learning. The 3-6-9 program is designed to identify at-risk students and intervene with the most appropriate support at the 3, 6 and 9 weeks marks of the semester. Pastoral care is one of the strategies which may be recommended to support the student. These sessions are conducted on a case by case basis to meet individual learning needs.

Student counselling in all APTC campuses is provided for individual students and staff on a case-by-case basis or for groups in the case of a significant event.

Business Development

Commercial training opportunities have continued strongly in 2016, funded largely through governments and donors. APTC's reputation as a quality provider of training has resulted in unsolicited requests for proposals.

FFS Activity 2016

FFS activity year-to-date is shown in the table below. There have been a number of proposals submitted, with a good level of take up by clients.

FFS Proposals Accepted		
APTC Country	Industry	Value
Fiji	Management	15,487
PNG	Education	86,037
PNG	Management	62,600
PNG	Retail Management	154,300
Samoa	Education	18,000
Total		336,424

Fee Paying Places

Fee paying enrolments are funded through individuals, employers (private and government) and donors, and are recorded as DFAT subsidised fee paying places.

There have been 329 fee paying enrolments in 2016, from an enrolment total of 1350. The proportion of all APTC enrolments that are funded through the payment of fees by the individual or their employer is currently twenty-four percent.

DFAT Subsidised Fee Paying Enrolments by Course	2016
Certificate III in Applied Fashion Design and Technology	20
Certificate III in Carpentry	25
Certificate III in Catering Operations	16
Certificate III in Commercial Cookery	26
Certificate III in Electrotechnology Electrician	4
Certificate III in Engineering - Mechanical Trade (Diesel Fitting)	2
Certificate III in Engineering - Mechanical Trade (Fitting and Machining)	43
Certificate III in Hospitality	4
Certificate III in Individual Support (Ageing, Home and Community)	4
Certificate III in Light Vehicle Mechanical Technology	5
Certificate III in Painting and Decorating	3
Certificate III in Patisserie	14
Certificate III in Tourism	2
Certificate III in Wall and Floor Tiling	1
Certificate IV in Community Development	19
Certificate IV in Hospitality	17
Certificate IV in Leadership and Management	54
Certificate IV in Training and Assessment	69
Certificate IV in Youth Work	1
Grand Total	329

SUSTAINABILITY

APTC SUPPORTS TVET PARTNER INSTITUTIONS TO IMPROVE AND SUSTAIN SYSTEMS AND TRAINING DELIVERY

Scope of Services 5.6, 5.7, 8.1, 8.6, 8.9, 9.1-9.3, 12.14 (a-f), 12.15

APTC supports TVET partners not only through the provision of partnership agreements, but also through engaging with industry and relevant stakeholders to ensure that the training programs and services provided are those that are required to aid economic growth. The information gathered through industry consultations is shared with partners and strategies devised to encourage partners to shape their offerings to meet demand. In this period APTC initiated a quality review process for partners, designed to identify avenues for improvement in program delivery.

Stakeholder Engagement

Fiji

In October 2016, APTC hosted a visit by the President of Kiribati, His Excellency Taneti Maamau, along with six Kiribati government officials and three DFAT representatives. The purpose of the visit to Ganilau House Suva was to meet with Kiribati citizens studying the Certificate III in Individual Support with APTC. The students performed a traditional welcome ceremony, and gave a thank you speech at the conclusion of the visit. The President also visited the Walu Bay and Vatuwaqa training venues to inspect APTC facilities and meet with other i-Kiribati students.

APTC representatives also met with the Director of the Sangam College of Nursing and Health Care Education to view the available equipment and resources, and to discuss arrangements to deliver the Certificate III in Individual Support on site in semester 2 2017. Discussions also included the potential for APTC students to undergo work placement at the venue.

APTC and FNU will co-locate and deliver the Certificate III in Electrotechnology and the Certificate III in Air-conditioning and Refrigeration at the FNU Derrick campus in 2017. A project plan was implemented and equipment purchased. Minor infrastructure requirements and delivery timetables have been finalised.

In November two APTC national trainers were invited by the FHEC to attend the Industry Standards Advisory Committee meeting for the construction industry. Consultation centred on the process of finalising the workplace manual, unit standards and qualification document for four new national qualifications in:

- › Block Laying
- › Painting & Decorations
- › Plastering
- › Tiling

In their invitation, the FHEC formally acknowledged APTC's contribution to the development of the draft Standards in 2015.

Samoa

The CM Samoa has conducted stakeholder consultations with the following bodies:

- › Industry consultations with sector stakeholders regarding the Samoa Skills Development Plan – Community Services, Health, Tourism and Hospitality, Trades, Education
- › Technical Colleges in Savaii
- › Don Bosco

Solomon Islands

In September, the CEO, Executive Director Strategy Monitoring and Evaluation and the CM undertook Industry Consultation to inform the SI Development Plan 2016 to 2018. The groups consulted were:

- › Government, Non-Government and State Owned Enterprises
- › Trades – Automotive, Construction, Plumbing, Electrical
- › Tourism and Hospitality

The consultation revealed planned activity, such as the construction of fifty out-stations for Solomon Power over the next seven years, which will require approximately 150 trained electricians. Most authorities consulted indicated significant growth in the near future, with training required not only for trade skills, but also in areas such as leadership and management, and project management.

PNG

The CM for PNG consulted with POMTech regarding the major redesign of the joint-shared metal fabrication facility. This involved extensive procurement and commissioning of equipment and training of personnel. APTC also provided POMTech with assistance in the fitting and machining workshop including new equipment and the upgrade of existing equipment.

APTC led the development of the National Automotive Training Centre, including equipment procurement and installation, workshop design, and facility customisation to facilitate streamlined training delivery alongside POMTech personnel.

Engagement with a regional delegation from Don Bosco to discuss training requirements and future pathways for skills upgrades for trainers was facilitated by the CM PNG.

APTC trainers assisted the National Automotive Trade Testing Board (NATTB) with assessments of apprentices in fitting and machining.

Vanuatu

APTC Vanuatu stakeholder consultations have occurred with DFAT, NZ Aid, and all relevant Government of Vanuatu departments including:

- › Ministry Education
- › Ministry of Agriculture/Forestry/Fisheries
- › Ministry of Climate Change
- › Ministry of Health
- › Ministry of Infrastructure & Public Utilities
- › Ministry of Justice
- › Ministry of Youth & Sports
- › Ministry of Trade & Industry

In addition, non-government consultations have been held with NGO sectors including the Vanuatu Chamber of Commerce and Industry, and donor funded programs including the TVET Skills for Economic Growth Program, Vanuatu Education and Support Program (VESP).

Quality Reviews

The purpose of the quality reviews initiative is to strengthen APTC partnerships with individual TVET institutions and provide an holistic review of specific local qualifications delivered in campus countries and some SIS.

TVET institutions will use the quality reviews to assist in the development of strategic plans to improve the quality of delivery of local qualifications to current international standards.

Quality reviews include the revision of facilities and equipment, local qualification curriculum documentation, as well as trainers' industry and TVET qualifications and experience.

APTC has engaged industry specialists to conduct quality reviews in the nominated locations and qualifications.

Facilities and Accommodation

In sharing training space with institutional partners, APTC is obligated under the Standards for Registered Training Organisations (RTOs) 2015 to ensure that every training area meets the minimum requirements for safety and alignment to the training package specifications for relevant industries. Prior to the commencement of any course, the required upgrades to training spaces are implemented to ensure APTC meets all compliance obligations.

Fiji

Following damage from cyclone Winston, the USP Laucala Bay campus building had to undergo repairs to the roof and internal water damage. APTC contributed some funds to this work.

APTC also contributed to the upgrade of the FNU Nabua site for the delivery of the Certificate III in Applied Fashion Design and Technology in 2017.

PNG

APTC has been involved in preparing the training facility allocated for the NATC on the PNG campus for commencement in semester 1 2017.

Solomons

Don Bosco Technical Institute – A training café has been established at the Don Bosco campus, and the commercial kitchen has been refurbished. This refurbishment was undertaken to meet the requirements for the delivery of the Certificate II in Hospitality.

Samoa

Equipment and consumables used in the delivery of the Certificate III in Refrigeration and Air-conditioning in Samoa was donated to the NUS to assist with their training delivery. This represented a significant boost to their training resources.

APTC has undertaken considerable rework of the electrical wiring and gas fitting in the NUS commercial kitchen to address outstanding WHS issues and to facilitate the installation of upgraded equipment. This facility is used jointly by both APTC and NUS. New tables and chairs have also been installed in the training restaurant.

Vanuatu

APTC Vanuatu assisted VIT with recurrent costs to assist them in re-opening in February 2016.

A renovation of the VIT kitchen and restaurant areas commenced in November, in preparation for the delivery of the Certificate III in Commercial Cookery in semester 1 2017.

Training for Partner Institutions

As a new initiative this year, APTC has implemented a series of TVET Trainer Masterclasses for delivery in semester 1 2017. Open only to current TVET trainers throughout the Pacific, the masterclass program combines the Certificate IV in Training and Assessment with the delivery of a trade qualification in the trainer's industry field of expertise. At the successful completion of all elements of the course, the TVET trainer will have achieved a Certificate IV in Training and Assessment, as well as one of the following internationally accredited qualifications:

- › Certificate III in Commercial Cookery
- › Certificate III in Light Vehicle Mechanical Technology
- › Certificate III in Carpentry

Under APTC's existing commitment to improving the teaching and learning practices at partner institutions, the following partner employees have studied in APTC courses in 2016.

Partner/Course	Enrolments	Graduates
Don Bosco Technical Institute	3	3
Certificate III in Electrotechnology Electrician	1	1
Certificate III in Engineering - Fabrication Trade	1	1
Certificate III in Engineering - Mechanical Trade (Fitting and Machining)	1	1
Fiji National University	7	7
Certificate III in Applied Fashion Design and Technology	2	2
Certificate III in Carpentry	1	1
Certificate III in Patisserie	1	1
Certificate IV in Training and Assessment	3	
Kiribati Institute of Technology	2	2
Certificate III in Individual Support (Ageing, Home and Community)	2	2
National University of Samoa	15	13
Certificate IV in Training and Assessment	15	13
Port Moresby Technical College	2	2
Certificate III in Engineering - Fabrication Trade	1	1
Certificate III in Wall and Floor Tiling	1	1
Solomon Island National University	1	1
Certificate III in Commercial Cookery	1	1
Vanuatu Institute of Technology	5	5
Certificate III in Carpentry	2	2
Certificate III in Electrotechnology Electrician	1	1
Certificate IV in Community Development	1	1
Certificate IV in Hospitality	1	1
Grand Total	35	33

EMPLOYMENT

APTC GRADUATES ACHIEVE IMPROVED EMPLOYMENT AND CONTRIBUTE TO WORKPLACE PRODUCTIVITY

Scope of Services 2.12 (f, h), 5.20 (j), 5.25 (a-e), 5.26 (a-d), 5.27 (a-c), 5.28, 12.20, 12.21

APTC to Work

The APTC to Work program is designed to provide employability preparation (CV writing, employment sourcing, business proposal development) to students who are nearing the end of their training with APTC.

All students have taken part in the APTC to Work program this semester.

Content has included; PC basics, using MS Office packages, CV writing, sourcing employment, interview techniques, business proposal development, small business considerations.

The fourth annual Small Business Workshop was conducted in Fiji in November. The organisations represented included:

- › Pacific Islands Private Sector Organisations (PIPSO)
- › Suva City Council
- › Reserve Bank of Fiji
- › Westpac Bank
- › National Centre for Small & Micro Enterprises Development (NCSMED)
- › Fiji Development Bank
- › Bright Little Ones Day Care
- › Enterprising Pacific Consultancy (Fiji Commerce & Employers Federation)

As an initiative we are now promoting to alumni and inviting their attendance.

In Vanuatu the program is managed by the Language, Literacy and Numeracy (LLN) co-ordinator and where possible is integrated into the delivery of each qualification, and supported by stand-alone events and forums that include information from industry on

- › job applications
- › CV development
- › being entrepreneurial
- › managing finances
- › maintaining skill development post-APTC

Workplace Productivity

Ninety-nine percent of respondents in the 2016 GTS indicated that they have transferred the knowledge and skills provided by APTC to other employees in the workplace. Additionally, ninety-eight percent said they now know what is required of them as employees, can work to industry standards and are able to complete all tasks required of them in the workplace.

The most recent survey of employers of APTC graduates in semester 2 2016 recorded that ninety-one percent of employers believe that APTC graduates in their employ have had a positive impact on the productivity or overall performance of their businesses. The same survey revealed that eighty-four percent of employers believe that APTC graduates are more reliable and professional in their attitude and ability to work.

Alumni Network

The APTC Alumni Network consists of seven chapters with over 6760 registered Alumni members, an increase of more than 900 members since December 2015.

Activity Update

- › The first edition of the 2016 Alumni e-Newsletter was published in June 2016, with the second edition published in November 2016.
- › Skilled Visa and Immigration Links were made available on the APTC website (Alumni page).
- › “Facebook name” field and “Employment status” field was added to the web forms (Alumni Sign-up and Update Contact Detail forms).
- › Release of information consent for alumni has been updated on CRM.
- › Alumni stories, graduate profiles and alumni related images are regularly posted on the alumni webpage and Facebook page.
- › Over forty employment opportunities were shared with Alumni through Facebook and LinkedIn.
- › APTC Fiji alumni members met and interacted with Fijians previously sponsored for studies by the Australian Government on 5 April. The event was hosted by DFAT at the Pacific Fusion Restaurant in Suva. APTC students undertaking Commercial Cookery and Hospitality courses provided catering for guests at the event.

Professional Development

The following professional development activities have been implemented this year:

Fiji

- › Training in the Workplace – Coaching Skills workshop in Suva Fiji on 25 May.
- › Small Business Workshop in Suva Fiji on 26 May organised by the Fiji campus.
- › Training in the Workplace – Coaching Skills workshop hosted in Nadi on 2 June.
- › Writing Business Proposal workshop for alumni in Suva on 18 August.

PNG

- › Information session on further training opportunities and Seasonal Worker Program held successfully in the PNG Campus, with over sixty participants.
- › Training in the Workplace – Coaching Skills workshop on 10 May.
- › Small Business Workshop on 18 May organised by the PNG campus.
- › Public Speaking Workshop held 14 December

Samoa

- › Small Business Workshop in Samoa on 16 June organised by the Samoa campus.
- › Training in the Workplace – Coaching Skills workshop in Samoa on 30 November.
- › Work Skills Forum conducted 8 December, organised by the Samoa campus.

Vanuatu

- › Coaching Skills workshop in Vanuatu on 31 August.
- › Small Business Workshop in Vanuatu in June organised by the Vanuatu campus.

Alumni Chapter Activities:

Fiji

- › Assisting in the clean-up at the Nausori Hospital by cleaning rooms and facilities, repairing furniture and safely storing away unused medical equipment. Alumni also cleaned the Health Centre grounds and carried out landscaping works.
- › Organised a get-together event in Labasa on 29 July for APTC alumni in the North. 20 alumni attended the event. An additional meeting was held 10 November.
- › Capacity building workshop held 25 August. At this event the APTC Alumni in Fiji had the opportunity to learn about investment and the stock market, meditation and entrepreneurship during a capacity building activity hosted by the APTC Alumni Fiji Chapter. The event featured presentations from the South Pacific Stock Exchange, APTC graduates Tepora and Aisake

Vula presented a video testimonial on their business and benefits of APTC training and Sr Denise McMahon highlighted the benefits of meditation and well-being.

- › The Fiji West Chapter organised for the painting of classrooms at the Nawai Secondary School on 6 November.
- › Members clean-up at the Fiji Arts Club on 12 November.
- › Over twenty alumni attended the AGM on 26 November 2016, where they voted in members of the Chapter Leadership Committee, discussed activities and networked with fellow alumni.

Kiribati

- › On 6 August members planted mangrove seedlings at the Ananau Causeway near Bonriki. This was part of their campaign to raise awareness about climate change in Kiribati.
- › Conducted a successful clean-up campaign in Betio.
- › Over thirty APTC alumni attended the 2016 Annual General Meeting hosted by the APTC Alumni Kiribati Chapter in Tarawa on 15 August. The alumni discussed chapter activities and also voted for the new Chapter Leadership Committee.
- › Alumni, along with friends and family, visited the Kiribati School and Centre for Children with Special Needs (KSCCSN) in Bikenibeu in September 2016. They cleared away trees and removed a concrete side walk to make way for a garden.

Nauru

- › Alumni shared their career developments since graduating from APTC at a meeting with visiting APTC representatives on 13 September. They also discussed how the alumni in Nauru can stay connected through organising various activities.

PNG

- › AGM was held on 12 November

Samoa

- › AGM was held on 5 November

Solomon Islands

- › Over 80 alumni attended the AGM held in September 2016, where they voted in members of the Chapter Leadership Committee, discussed activities and networked with fellow alumni. During the meeting, the alumni had the opportunity to meet with representatives from local employment agency, Pasifiki, who talked about the services provided by the agency. The Director of Tourism at Solomon Islands National University also gave a presentation to the alumni about the Solomon Islands tourism industry, and urged them to engage in entrepreneurship, as well as explore further study opportunities.
- › At a banking awareness activity held on 6 December, information about bank reforms and commercial bank products was provided.

Tonga

- › At a meeting held in Tongatapu on 15 March and Vava'u on 17 March 2016, alumni working and living in Tonga discussed planned activities the Tongan Alumni Chapter for the year. This included how they could improve their reach to outer remote islands and create awareness about APTC and its programs. Members also talked about how they want to share their knowledge and skills gained at APTC with their communities, through community outreach projects.

Tuvalu

- › A networking event was held in Tuvalu on 17 February, during which Alumni learnt about further training, employment and migration opportunities.

Vanuatu

- › The Vanuatu Chapter organised a “wheelbarrow push” activity on 5 April 2016 to clean the local town and raise funds to support people with disabilities on Efate Island. The alumni raised around 100,000 vatu through this activity.

Alumni Achievements

- › Reshad Shah - Reshad graduated with a Certificate III in Commercial Cookery from APTC in 2010. Since then, he has gone on to explore opportunities in Australia, and is working as a chef for the Australian Leisure and Hospitality Group.
- › APTC Samoa campus cookery trainer and APTC graduate, Daniella Ah Leong-Leota is Samoa's new female ambassador to the World Association of Chefs' Societies (Worldchefs). Worldchefs is a global network of chef associations representing over 10 million professional chefs, dedicated to maintaining and improving the culinary standards of global cuisines.
- › Maree Karukuru is a female graduate making a name for herself in a male dominated trade in Papua New Guinea. Maree says that receiving an Australian qualification from APTC has opened many doors for her including her latest endeavour to join the PNG Defence Force.
- › James Matariki, Certificate III in Plumbing graduate, received a silver jubilee medal from the President of Vanuatu, His Excellency, Mr Baldwin Lonsdale, for contributing towards the development of the first-ever trade qualification module for the plumbing industry in 2011.
- › Mary Siro from Vanuatu and Nolan Parairua from Solomon Islands received the prestigious 2016 Queen's Young Leader Award from Her Majesty, Queen Elizabeth II at Buckingham Palace on 23 June 2016. Both Mary and Nolan graduated with a Certificate IV in Youth Work. The Queen's Young Leader Award recognises and celebrates exceptional people aged 18-29 from across the Commonwealth, who are taking the lead in their communities and using their skills to transform lives. Mary and Nolan were among more than sixty young people from the Commonwealth to receive the award this year.
- › Rita Jaima-Paru, who graduated with a Certificate III in Commercial Cookery in 2008, now owns and runs Dial-A-Lunch Catering Services in PNG. Rita was one of the finalists for the SP Brewery Entrepreneur Award at the 2014 Westpac Outstanding Women Awards.
- › Avikash Singh recently completed his studies from the Le Cordon Bleu New Zealand. He graduated from APTC with a Certificate III in Commercial Cookery qualification in 2011. A sous chef at the Grand Pacific Hotel in Suva, Avikash spent the last few months training in Wellington as a 2016 WWF-Pacific Sustainable Seafood Project scholarship winner.
- › More than twenty alumni who graduated with a qualification in Hospitality, Tourism or Commercial Cookery participated in the Cruise Ship - Work Ready Program. The new short course, which is offered by APTC in collaboration with the P&O (Carnival Cruise Corporation) South Seas Services (Manning Agency) and the Vanuatu Maritime College, focused on providing and enhancing skills for working on cruise ships.
- › APTC alumni in Vanuatu served refreshments to over 200 guests at a ceremony marking the successful completion of the Bauerfield Runway short-term repairs in Port Vila. The event, held on 5 May, was hosted by the Airports Vanuatu Limited (AVL) and the Ministries of Infrastructures and Public Utilities and Finance and Economic Management.

MIGRATION

QUALIFIED PACIFIC ISLANDERS REALISE OPPORTUNITIES IN DEVELOPED COUNTRIES

Scope of Services 5.28

Country of Destination for Graduates

Overall, 257 graduates have reportedly migrated from their countries of residence/citizenship following completion of their study with APTC. The two countries that received the majority of graduates were New Zealand (thirty-five percent) and Australia (twenty-eight percent). 163 people from Stage 2 have migrated to date.

Graduates from Fiji relocated most, comprising thirty-one percent of the total migrations, with thirty-six percent of these moving to Australia. Samoans made up the next largest group of migrants at nineteen percent of the total, with most (fifty-nine percent) choosing to move to New Zealand.

Ten Fijian and seven Samoan graduates from the APTC Certificate III in Carpentry have secured work in New Zealand to work on the Christchurch rebuilding program.

Migrant Graduates Qualifications

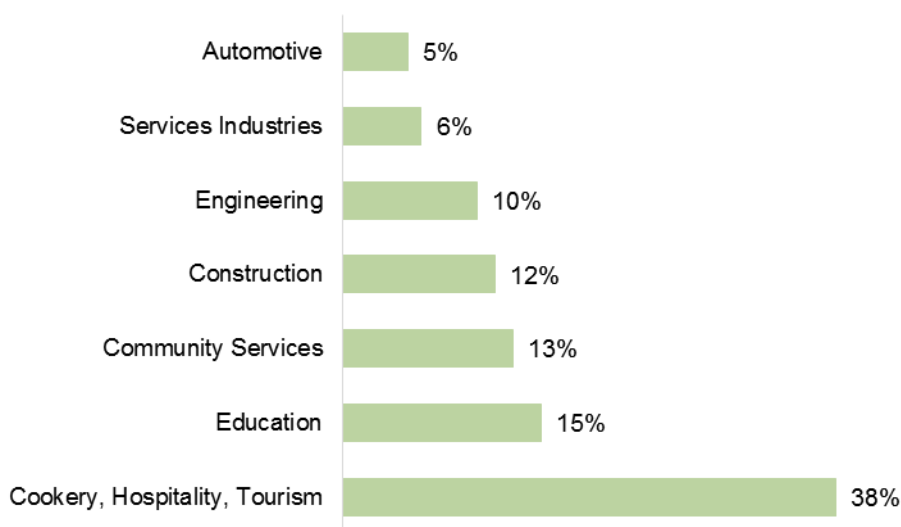
The highest percentage of migrations came from graduates in the Certificate IV in Training and Assessment, accounting for just over fifteen percent of all qualifications held by migrants. The majority of these graduates were from Tonga (twenty-six percent) and Vanuatu (twenty-six percent) with most Tongans moving to New Zealand and Ni-Vanuatu citizens moving to Australia.

One third of all migrated graduates who hold an APTC Certificate IV in Training and Assessment, also possess another APTC qualification in either hospitality, tourism, electrotechnology or engineering.

The next largest groups of migrants by qualification were graduates of the Certificate III in Hospitality (eleven percent), the Certificate III in Commercial Cookery (ten percent) and the Certificate III in Carpentry (eight percent). As an industry grouping, Tourism and Hospitality accounted for thirty-eight percent of all graduate migrations.

Graduates from the Certificate III in Carpentry accounted for eight percent and the Certificate III in Light Vehicle Mechanical Technology held a five percent share. The Certificate III in Early Childhood Education and Care and the Certificate III in Hairdressing each had a four percent share of migrations by qualification.

Migrations by Industry Segment



Information for Graduates

The APTC website has active links to information about migration for potential, current and past students. As shown below, links direct viewers to sites that provide information about migration requirements, and how to apply.

Skilled Visa Entry and Immigration Links

USEFUL LINKS FOR SKILLED VISA ENTRY AND IMMIGRATION

Students who are thinking of going overseas to study/work/live and are looking for information on skilled entry visas and immigration can refer to the following links for quick access to useful information on immigration for these countries.

Australia	New Zealand
<ul style="list-style-type: none"> ■ Immigration and Visa ■ Immigration and Visa ■ TTS Service for Australian Visa ■ Working in Australia ■ Seasonal Worker Programme ■ List of countries participating in the Seasonal Worker Programme ■ Using a migration agent ■ Skilled Occupations List 	<ul style="list-style-type: none"> ■ Immigration and Visa ■ TTS Service for NZ Visa ■ Skills Shortage List ■ Study and Work ■ Seasonal Work
USA	Canada
<ul style="list-style-type: none"> ■ Immigration and Visa 	<ul style="list-style-type: none"> ■ Immigration and Visa ■ Temporary Foreign Worker Program
UK	Other Links
<ul style="list-style-type: none"> ■ Immigration and Visa 	<ul style="list-style-type: none"> ■ My Guide to Overseas Employment: For i-Kiribati Graduates ■ My Guide to Employment - For young people in the Pacific

Disclaimer

These links are being provided as a convenience and for informational purposes only and the inclusion of any link does not imply endorsement by APTC of the content or views of the linked materials. APTC bears no responsibility for the accuracy, legality or content of the external site or for that of subsequent links. APTC will not provide independent immigration advice.

FOUNDATIONAL

Scope of Services 5.13 (b), 5.14, 5.15, 5.14-19, 5.20 (c), 5.21 (g), 5.22, 5.23, 5.24 (a-e, g-n, p-r), 6, 8.23, 8.4-7, 8.8 (a-f), 8.10, 8.11, 8.12 (a-f), 11.1-6, 11.7 (a-d), 12.1, 12.2 (a-h), 12.3, 12.4, 12.5 (a-g), 12.6-9, 12.10 (a-c), 12.17, 13.5, 14.1, 14.2, 17.4 (a), 18, 18.1, 18.2 (a-f), 18.3

M&E Activities

The Stage 2 Extension provides an opportunity to improve the quantity and quality of APTC M&E activities, with the revised MEF adhering to DFAT best-practice guidelines. This new approach more reliably informs APTC decision-making processes and underpins the development of the APTC Training Profile.

The monitoring and evaluation approach taken recognises the need to adopt a formative approach to program monitoring and results measurement as part of an integrated system of data collection and analysis. This ensures that management is provided with information to enable sound decision-making, and provides accountability to DFAT and alignment with PIF countries' policies in the TVET sector. The process adopted to develop Country Profiles and Plans support a process of learning for APTC staff and stakeholders.

The principles underpinning the APTC M&E approach are:

- › **Monitoring and Evaluation Standards:**
The program is monitored and evaluated in line with the OECD Development Assistance Committee criteria of relevance, effectiveness, efficiency, impact and sustainability. The overarching standards framework for the conduct of the APTC M&E are those described in the DFAT Monitoring and Evaluation Standards. The combination of these assists in ensuring that international monitoring and evaluation standards are met.
- › **Simplicity:**
The MEF utilises existing data collection systems and program staff, focussing on key outcomes and indicators for ease and simplicity. Tools and processes have been reviewed to ensure they are simple to use and reflective of program activities, being mindful of the most efficient assessment mechanism to use. Monitoring and evaluation activities emphasise the building of capacity and include the perspectives of stakeholders in evaluation design, implementation and analysis.
- › **Alignment and partnership:**
The program's approach focuses on: strong partnerships with Partner Institutions and Partner Governments in the Pacific to promote and support local ownership/leadership; closer alignment of the program with the broader development interventions of the Bilateral Aid program in the region; a focus on quality educational outcomes; human resource development/labour market relevance; increased involvement of the private sector in the program; and donor coordination.
- › **Contribution to the research agenda:**
The M&E Plan elicits a range of quantitative and qualitative data and from this a range of specific lessons learnt for TVET and the Pacific is available to inform the emerging research on the role, effectiveness and impact that APTC and TVET programs have on development outcomes. Transparency and communication underpins APTC's commitment to continuous improvement and learning.
- › **Risk Management:**
The APTC Risk Management Strategy includes the monitoring and evaluation programmatic risks as a routine element of all analysis. Importantly key assumptions that underpin the program's ToC are continuously tested for relevance and currency against changing contexts.

Administrative Systems and Processes

As part of the planning process, each course offering is required to produce compliance documentation in alignment with the Training Assessment Strategy Plan (TASP). The TASP is developed by the responsible Specialist Vocational Training Advisor (SVTA) and the relevant trainer, and is the overarching document that assesses compliance with Australian national training packages and the national Standards for RTOs.

Upon registration of a new course, or the update of a current offering, the TASP is also utilised to assess the compliance of training delivery resources and assessment items, ensuring they address all requirements of the qualification. The review of training resources includes the pre-delivery and post-delivery validation of all assessment items, ensuring they assess what they are supposed to assess, and are correctly mapped to individual units of competency or to clusters of units of competency.

The TASP, in combination with current recruitment processes, helps to ensure that all APTC training delivery staff engaged in the delivery and assessment of accredited programs meet the requirements under the Standards for Registered Training Organisations (RTOs) 2015.

In support of APTC work processes, a series of short “how to” videos on specific elements of work instructions has commenced development. The videos will initially offer instruction on processes involved in the administration of the APTC CRM, and will be available for staff in any campus location to download from the local network. Operators can avail themselves of the advice at any time, and will reduce reliance on contact and advice with the planning, performance and reporting team at the RHO in Suva.

Quality Management System

As part of a major redevelopment of the APTC QMS, a review of all documents has commenced and where appropriate, will be rewritten to align with RTO requirements and current APTC practices. All policies, work instructions and forms will also be reformatted to follow a more functional template design in the review. The updated documents will be released in early 2017.

Facilities and Asset Management

The following initiatives have been implemented this calendar year to enable continuous improvement and a closer alignment to training package and workplace health and safety requirements.

Facilities

- › As part of workplace health and safety compliance, electrical testing & tagging was undertaken at all campus locations. This safety requirement continues at each campus as new equipment arrives on site
- › Move of RHO and Fiji Campus Sites to Suva
 - » Major refurbishment works and final relocation of RHO and Fiji Campus sites to Ganilau House were completed June 2016. The Fiji campus move involved the relocation of the Fiji campus administration office from the Manohan Building and the training facility relocation from Korobasaga House to Levels 4 and 5 of Ganilau House, Suva
 - » Refurbishment works undertaken for a new IT Lab and two classrooms for Fiji Campus located at Level 1, Ganilau House
- › The refurbishment of the kitchen at VIT commenced in semester 2 2016 and will be ready for classes in semester 1 2017 and upgrades to the Carpentry section for delivery of classes in semester 2 2016. Refurbishment of the kitchen/restaurant for Visions in Samoa was also commenced in semester 2 2016
- › Refurbishment of DBTI hospitality facilities in Solomon Islands is complete.
- › Upgrade to the SINU hospitality facility in preparation for joint delivery of programs in semester 1 2017
- › Upgrade of facilities at FNU for the delivery of fashion, electrical, air conditioning and refrigeration, and sustainability programs
- › Replacement of five vehicles (Fiji, Vanuatu)

Equipment Purchases:

- › Replacement metal fabrication equipment beyond useful life (PNG, Samoa June 2016)
- › Replacement of Visions Restaurant chairs and kitchen equipment (Samoa May, June 2016)
- › Training equipment for the Certificate III in Carpentry (Vanuatu June 2016)
- › New auto engines for the Certificate III in Light Vehicle Mechanical Technology (Fiji and PNG) purchased in June 2016

Human Resources Management

In preparation for delivering APTC training courses in 2017, a high volume of recruitment activity has recently been undertaken. As a result there has been substantial mobilisation and induction activity with a significant increase towards the end of 2016 and the commencement of 2017 for all APTC campuses. Quarter three saw the arrival of a new HR Manager, with continuous improvement initiatives quickly undertaken. Recruitment and other HR processes including additional pre-mobilisation tools were improved to provide a more streamlined process resulting in reduced recruitment turnaround times.

A key focus for HR included the involvement of national and international staff in the APTC capability development program by implementing the Individual Performance Plans (IPP) with their accountable manager. This demonstrates APTC's continued commitment to supporting staff in professional development, aligned with their core capabilities and position responsibilities. Another key focus for HR has been the establishment of a more effective regional Work Health and Safety structure for APTC.

An extensive review of APTC HR policies and procedures has been undertaken in 2016, leading to the development of clearer and simplified policies and work instructions aligned with the new QMS.

Training Delivery Staff

In terms of staffing and gender balance of training delivery staff, as evidenced in the table below, just over seventy-three percent of APTC training delivery staff are Pacific Island citizens.

Citizenship	Training Delivery	Male	% of Total	Female	% of Total
Australian	19	11	15.5%	8	11.3%
Fijian	24	15	21.1%	9	12.7%
Samoan	7	3	4.2%	4	5.6%
Ni-Vanuatu	8	1	1.4%	7	9.9%
PNG	12	9	12.7%	3	4.2%
Solomon Islands	1	0	0.0%	1	1.4%
Total	71	39	54.9%	32	45.1%

Support Staff

As illustrated in the below table, almost eighty-four percent of APTC administrative support staff are Pacific Island citizens. Sixty-two percent of staff are female, indicating a strong representation of female staff in a Pacific Island workplace.

Citizenship	Admin	Male	% of Total	Female	% of Total
Australian	16	5	5.2%	11	11.3%
Fijian	51	22	22.7%	29	29.9%
Samoan	9	4	4.1%	5	5.2%
Ni-Vanuatu	5	1	1.0%	4	4.1%
PNG	14	5	5.2%	9	9.3%
Solomon Islands	2	0	0.0%	2	2.1%
Total	97	37	38.1%	60	61.9%

Contract Management

APTC's performance in managing and executing the contract in adherence to the contract terms is measured by DFAT using the Partner Performance Assessments. These assess how well implementing partners are delivering the services required in aid agreements, and are based on the most recent twelve-month period where performance information is available.

APTC performance is measured against the following criteria:

1. Deliver Lasting Results and Impact - Is the delivery partner achieving agreed objectives and results and promoting sustainability?
2. Maximise Value for Money (VfM) – Is value for money being delivered ensuring effective, ethical, efficient and economical use of funds?
3. Collaboration, Communication and Responsiveness – Does the partner work collaboratively, communicate effectively with stakeholders and respond effectively to emerging issues?
4. Policy Alignment, Risk Management and Innovation – Does the partner operate in a manner consistent with DFAT policies and priorities, effectively managing risk, fraud and corruption, and promoting innovation?
5. Effective Partner Personnel – Does the partner provide personnel with appropriate skills and experience and manage them effectively?
6. Other Agreement Specific Measurable(s)

Assessments are rated on a six point scale from 1: Very poor- does not satisfy criteria in any major area, to 6 - Very good - satisfies criteria in all areas.

In the most recent Partner Performance Assessment (2016 calendar year), APTC performed well in each of the sectors, achieving a full score of six in four of the five categories.

Key Result Area	Score
Deliver Lasting Results and Impact	6
Maximise Value for Money	6
Collaboration, Communication and Responsiveness	6
Policy Alignment, Risk Management and Innovation	5
Effective Partner Personnel	6

General comments about APTC's performance to date stipulate that "DFAT is pleased with TAFE Queensland's performance as implementing partner of the APTC. The willingness and responsiveness to implement recommendations from the independent review is commendable".

Information and Communication Technologies

There has been substantial activity in the provision of new equipment and maintenance and upgrade of existing systems in 2016.

Hardware Upgrades –

- › Server hardware and internet link upgrades in Solomon Islands was completed in 2016.
- › Server equipment in the Nadi office was replaced due to water damage from Tropical Cyclone Winston.

A total of 304 student laptops were procured and deployed across all APTC campuses. This procurement will meet student needs at least until June 2018.

Three Polycom Video Conferencing units were deployed to Vanuatu, Samoa and PNG campuses.

The relocation of training facilities from Gorrie Street to Ganilau House, Suva included the provision of networks for five classrooms and one computer laboratory.

The Windows 10 rollout project involved upgrading all staff machines to Windows 10. This included staff machines at all APTC Campuses. The upgrades included features that were innovative, productive and more secure.

A Skype for Business PABX (Fiji RHO) has eliminated the need for traditional desk phones. All staff at the RHO now utilise their current desktops and headphone to make voice calls locally and internationally.

Nationalisation

The Nationalisation Strategy has been reviewed and will be presented to the first face to face Leadership Team meeting in 2017 for endorsement and implementation.

National staff now represent just over seventy-nine percent of the total number of APTC employees.

Staffing Levels by Campus – December 2016

Location	Persons	% of total	Training Delivery	%	Admin/MGT	%
Fiji RHO	48		1	1%	47	28%
Fiji Suva Campus	45		30	18%	15	9%
Total FIJI	93	55%	31	18%	62	37%
Samoa	20	12%	10	6%	10	6%
PNG	33	20%	17	10%	16	10%
Vanuatu	16	10%	10	6%	6	4%
Solomon Islands	6	4%	3	2%	3	2%
Total Staff	168	100%	71	42%	97	58%

Comparative Staffing Levels

Citizenship	May 2012	May 2013	May 2014	May 2015	December 2015	December 2016
Australia	63	81	80	52	28	35
Fiji	41	55	66	65	60	75
Samoa	13	12	17	15	14	16
Ni-Vanuatu	6	9	11	14	12	13
PNG	10	16	20	22	15	26
Solomon Islands	-	1	1	4	4	3
Other	4	3	1	-	-	-
Total	137	177	196	172	133	168

Reporting Activities

During 2016, in accordance with the SoS and DFAT contractual requirements, the following reports were presented to DFAT:

- › Annual Report and Plan 2015 - 2016 (January)
- › Quarterly Financial Report (April)
- › APTC Environmental Scan 2016
- › Six-Monthly Progress Report (July)
- › End of Financial Year Financial Report
- › Quarterly Financial Report (September)
- › 2016 Graduate Tracer Survey Report
- › 2015 Employer Engagement Report
- › 2016 Employer Engagement Report

ANNEXES

Annex 1 Student Activity

Cumulative Application, Enrolment and Graduate Data by Citizenship Country

Cumulative Applications Fiji - 2007 to Date							
Course	Funding Source						Total
	DFAT Subsidised		Total	Non-subsidised		Total	
	Female	Male		Female	Male		
Certificate III in Allied Health Assistance / Certificate III in Health Services Assistance	22	5	27			0	27
Certificate III in Applied Fashion Design and Technology	55	28	83			0	83
Certificate III in Carpentry	0	656	656	0	1	1	657
Certificate III in Commercial Cookery	194	419	613			0	613
Certificate III in Community Services Work	29	27	56			0	56
Certificate III in Disability	65	14	79			0	79
Certificate III in Early Childhood Education and Care	618	56	674			0	674
Certificate III in Electrotechnology Electrician	9	273	282			0	282
Certificate III in Engineering – Fabrication Trade	9	302	311	0	1	1	312
Certificate III in Engineering – Mechanical Trade (Diesel Fitting)	9	423	432			0	432
Certificate III in Engineering – Mechanical Trade (Fitting & Machining)	12	261	273			0	273
Certificate III in Engineering – Mechanical Trade (Refrigeration and Air-Conditioning)	3	139	142			0	142
Certificate III in Hairdressing	102	35	137			0	137
Certificate III in Home and Community Care / Certificate III in Aged Care	214	27	241			0	241
Certificate III in Hospitality	491	217	708			0	708
Certificate III in Hospitality (Catering Operations)	3	0	3			0	3
Certificate III in Hospitality (Lodge)	38	5	43			0	43
Certificate III in Individual Support	88	17	105			0	105
Certificate III in Light Vehicle Mechanical Technology	7	478	485	0	1	1	486
Certificate III in Painting and Decorating	154	296	450			0	450
Certificate III in Patisserie	110	122	232	0	1	1	233
Certificate III in Plumbing	7	224	231			0	231
Certificate III in Tourism	118	51	169			0	169
Certificate III in Wall and Floor Tiling	80	268	348			0	348
Certificate IV in Business	0	0	0	27	13	40	40
Certificate IV in Community Development	9	10	19	22	8	30	49
Certificate IV in Disability	122	34	156			0	156
Certificate IV in Hospitality	77	47	124			0	124
Certificate IV in Leadership and Management	2	0	2	11	7	18	20
Certificate IV in Training and Assessment	95	254	349	120	200	320	669
Certificate IV in Youth Work	40	65	105			0	105
Diploma in Community Services Work	57	45	102			0	102
Diploma of Children's Services (Early Childhood Education and Care)	139	4	143			0	143
Diploma of Management	0	0	0	1	0	1	1
Diploma of Vocational Education and Training	0	0	0	7	14	21	21
Course not stated	26	36	62			0	62
Grand Total:	3004	4838	7842	188	246	434	8276
Stage 2 Total:	1825	2587	4412	148	192	340	4752
Stage 1 Total:	1179	2251	3430	40	54	94	3524
Total for Both Stages:	3004	4838	7842	188	246	434	8276

Applications Fiji - 2016							
Course	Funding Source						Total
	DFAT Subsidised		Total	Non-subsidised		Total	
	Female	Male		Female	Male		
Certificate III in Allied Health Assistance / Certificate III in Health Services Assistance	3	1	4			0	4
Certificate III in Applied Fashion Design and Technology	14	6	20			0	20
Certificate III in Carpentry	0	74	74	0	1	1	75
Certificate III in Commercial Cookery	24	33	57			0	57
Certificate III in Community Services Work	1	1	2			0	2
Certificate III in Early Childhood Education and Care	63	1	64			0	64
Certificate III in Electrotechnology Electrician	0	30	30			0	30
Certificate III in Engineering – Fabrication Trade	2	27	29			0	29
Certificate III in Engineering – Mechanical Trade (Diesel Fitting)	1	52	53			0	53
Certificate III in Engineering – Mechanical Trade (Fitting & Machining)	1	14	15			0	15
Certificate III in Engineering – Mechanical Trade (Refrigeration and Air-Conditioning)	1	8	9			0	9
Certificate III in Home and Community Care / Certificate III in Aged Care	2	1	3			0	3
Certificate III in Hospitality	53	33	86			0	86
Certificate III in Individual Support	73	15	88			0	88
Certificate III in Light Vehicle Mechanical Technology	2	41	43			0	43
Certificate III in Patisserie	3	3	6			0	6
Certificate III in Painting and Decorating	4	20	24			0	24
Certificate III in Plumbing	1	25	26			0	26
Certificate III in Tourism	8	5	13			0	13
Certificate III in Wall and Floor Tiling	2	28	30			0	30
Certificate IV in Business			0	7	6	13	13
Certificate IV in Community Development	1	4	5			0	5
Certificate IV in Disability	5	1	6			0	6
Certificate IV in Hospitality	4	1	5			0	5
Certificate IV in Leadership and Management	1	0	1	8	5	13	14
Certificate IV in Training and Assessment	8	12	20	13	29	42	62
Certificate IV in Youth Work	3	3	6			0	6
Diploma of Vocational Educational and Training			0	0	2	2	2
Grand Total:	280	439	719	28	43	71	790

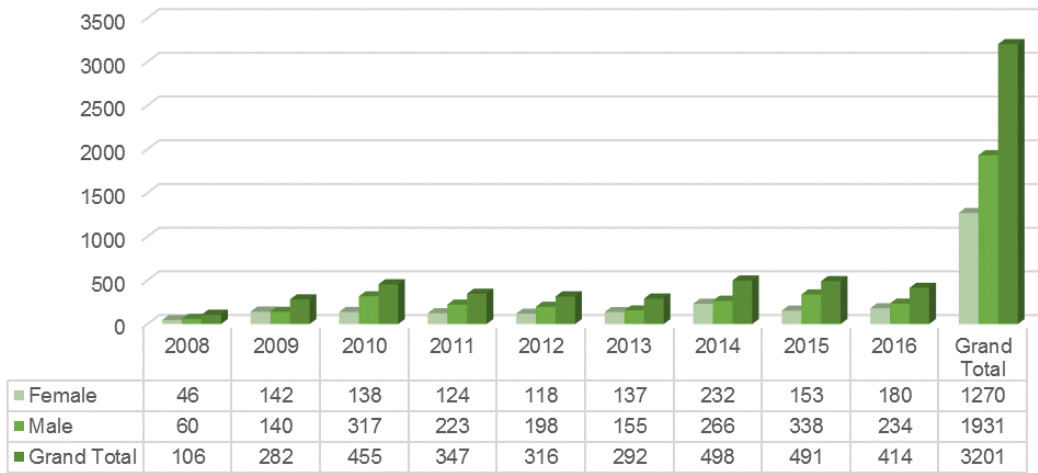
Cumulative Enrolments Fiji - 2007 to Date							
Course	Funding Source						Total
	DFAT Subsidised		Total	Non-subsidised		Total	
	Female	Male		Female	Male		
Certificate III in Allied Health Assistance / Certificate III in Health Services Assistance	13	1	14			0	14
Certificate III in Applied Fashion Design and Technology	53	27	80	2	0	2	82
Certificate III in Carpentry	1	206	207			0	207
Certificate III in Commercial Cookery	68	189	257			0	257
Certificate III in Community Services Work	3	4	7			0	7
Certificate III in Disability	12	2	14			0	14
Certificate III in Early Childhood Education and Care	260	5	265			0	265
Certificate III in Electrotechnology Electrician	1	86	87			0	87
Certificate III in Engineering – Fabrication Trade	1	131	132			0	132
Certificate III in Engineering – Mechanical Trade	0	1	1				1
Certificate III in Engineering – Mechanical Trade (Diesel Fitting)	4	205	209			0	209
Certificate III in Engineering – Mechanical Trade (Fitting & Machining)	10	148	158			0	158
Certificate III in Engineering – Mechanical Trade (Refrigeration and Air-Conditioning)	0	43	43			0	43
Certificate III in Hairdressing	46	19	65			0	65
Certificate III in Home and Community Care / Certificate III in Aged Care	72	9	81			0	81
Certificate III in Hospitality	215	128	343			0	343
Certificate III in Hospitality (Lodge)	14	4	18			0	18
Certificate III in Individual Support	32	10	42			0	42
Certificate III in Light Vehicle Mechanical Technology	2	177	179	0	1	1	180
Certificate III in Painting and Decorating	76	139	215			0	215
Certificate III in Patisserie	52	72	124			0	124
Certificate III in Plumbing	3	45	48			0	48
Certificate III in Tourism	27	8	35			0	35
Certificate III in Wall and Floor Tiling	36	95	131			0	131
Certificate IV in Business	0	0	0	35	13	48	48
Certificate IV in Community Development	1	2	3			0	3
Certificate IV in Disability	77	18	95			0	95
Certificate IV in Hospitality	58	33	91			0	91
Certificate IV in Leadership and Management			0	7	4	11	11
Certificate IV in Training and Assessment	75	193	268	83	136	219	487
Certificate IV in Youth Work	16	28	44			0	44
Diploma in Children's Services (Early Childhood Education & Care)	57	1	58			0	58
Diploma of Community Services Work	15	7	22			0	22
Diploma of Vocational Education and Training			0	6	13	19	19
Grand Total:	1300	2036	3336	133	167	300	3636
Stage 2 Total:	825	1173	1998	102	120	222	2220
Stage 1 Total:	475	863	1338	31	47	78	1416
Total for Both Stages:	1300	2036	3336	133	167	300	3636

Enrolments Fiji - 2016							
Course	Funding Source						Total
	DFAT Subsidised		Total	Non-subsidised		Total	
	Female	Male		Female	Male		
Certificate III in Allied Health Assistance / Certificate III in Health Services Assistance	5	1	6			0	6
Certificate III in Applied Fashion Design and Technology	12	6	18	2	0	2	20
Certificate III in Carpentry	0	37	37			0	37
Certificate III in Commercial Cookery	8	24	32			0	32
Certificate III in Early Childhood Education and Care	45	1	46			0	46
Certificate III in Electrotechnology Electrician	0	5	5			0	5
Certificate III in Engineering – Fabrication Trade	0	22	22			0	22
Certificate III in Engineering – Mechanical Trade (Diesel Fitting)	0	28	28			0	28
Certificate III in Engineering - Mechanical Trade (Fitting Machining)	8	39	47			0	47
Certificate III in Hospitality	22	15	37			0	37
Certificate III in Individual Support	32	10	42			0	42
Certificate III in Light Vehicle Mechanical Technology	1	25	26			0	26
Certificate III in Painting and Decorating	3	16	19			0	19
Certificate III in Patisserie	8	7	15			0	15
Certificate III in Plumbing	0	8	8			0	8
Certificate III in Wall and Floor Tiling	4	13	17			0	17
Certificate IV in Business			0	15	8	23	23
Certificate IV in Disability	19	2	21			0	21
Certificate IV in Leadership and Management			0	7	4	11	11
Certificate IV in Training and Assessment	5	5	10			0	10
Certificate IV in Youth Work	3	5	8	10	15	25	33
Grand Total:	175	269	444	34	27	61	505

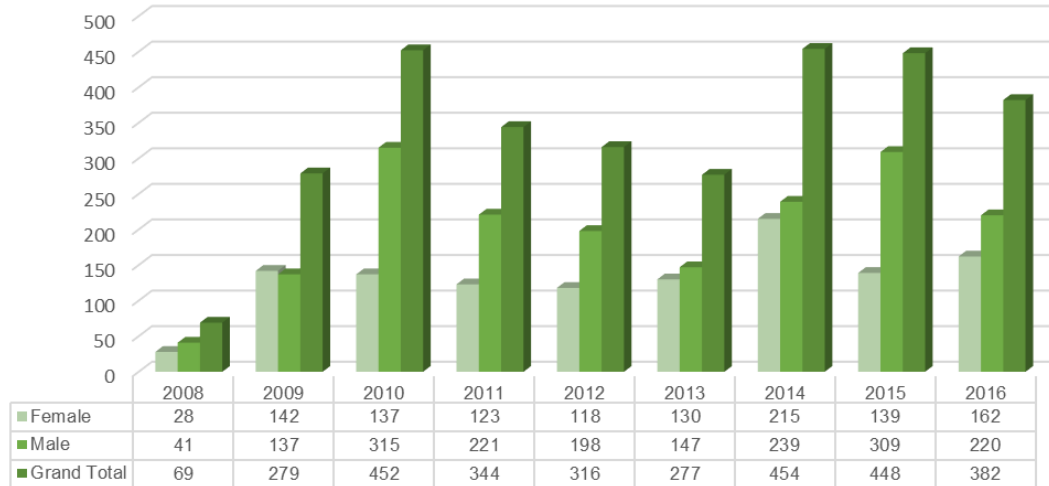
Cumulative Graduates Fiji - 2007 to Date							
Course	Funding Source						Total
	DFAT Subsidised		Total	Non-subsidised		Total	
	Female	Male		Female	Male		
Certificate III in Allied Health Assistance / Certificate III in Health Services Assistance	12	1	13			0	13
Certificate III in Applied Fashion Design and Technology	52	24	76	2	0	2	78
Certificate III in Carpentry	0	193	193			0	193
Certificate III in Commercial Cookery	67	183	250			0	250
Certificate III in Community Services Work	3	3	6			0	6
Certificate III in Disability	11	2	13			0	13
Certificate III in Early Childhood Education and Care	244	4	248			0	248
Certificate III in Electrotechnology Electrician	1	69	70			0	70
Certificate III in Engineering – Fabrication Trade	1	127	128			0	128
Certificate III in Engineering – Mechanical Trade (Diesel Fitting)	4	196	200			0	200
Certificate III in Engineering – Mechanical Trade (Fitting & Machining)	2	101	103			0	103
Certificate III in Engineering – Mechanical Trade (Refrigeration and Air-Conditioning)	0	41	41			0	41
Certificate III in Hairdressing	46	18	64			0	64
Certificate III in Home and Community Care / Certificate III in Aged Care	80	14	94			0	94
Certificate III in Hospitality	186	102	288			0	288
Certificate III in Hospitality (Lodge)	14	4	18			0	18
Certificate III in Individual Support	18	4	22			0	22
Certificate III in Light Vehicle Mechanical Technology	2	165	167			0	167
Certificate III in Painting and Decorating	57	121	178			0	178
Certificate III in Patisserie	47	67	114			0	114
Certificate III in Plumbing	3	41	44			0	44
Certificate III in Tourism	26	8	34			0	34
Certificate III in Wall and Floor Tiling	32	80	112			0	112
Certificate IV in Business			0	1	0	1	1
Certificate IV in Community Development	1	2	3			0	3
Certificate IV in Disability	73	15	88			0	88
Certificate IV in Hospitality	55	25	80			0	80
Certificate IV in Leadership and Management			0	6	4	10	10
Certificate IV in Training and Assessment	72	181	253	67	100	167	420
Certificate IV in Youth Work	16	28	44			0	44
Diploma of Children's Services (Early Childhood Education and Care)	55	1	56			0	56
Diploma of Community Services Work	14	7	21			0	21
Grand Total:	1194	1827	3021	76	104	180	3201
Stage 2 Total:	809	1171	1980	57	80	137	2117
Stage 1 Total:	385	656	1041	19	24	43	1084
Total for Both Stages	1194	1827	3021	76	104	180	3201

Graduates Fiji - 2016							
Course	Funding Source						Total
	DFAT Subsidised		Total	Non-subsidised		Total	
	Female	Male		Female	Male		
Certificate III in Allied Health Assistance / Certificate III in Health Services Assistance	4	1	5			0	5
Certificate III in Applied Fashion and Design Technology	11	5	16	2	0	2	18
Certificate III in Carpentry	0	33	33			0	33
Certificate III in Commercial Cookery	8	20	28			0	28
Certificate III in Early Childhood Education and Care	43	0	43			0	43
Certificate III in Electrotechnology Electrician	0	5	5			0	5
Certificate III in Engineering – Fabrication Trade	0	20	20			0	20
Certificate III in Engineering – Mechanical Trade (Diesel Fitting)	0	27	27			0	27
Certificate III in Engineering – Mechanical Trade (Fitting and Machining)	1	7	8			0	8
Certificate III in Hospitality	21	14	35			0	35
Certificate III in Individual Support	31	9	40			0	40
Certificate III in Light Vehicle Mechanical Technology	1	25	26			0	26
Certificate III in Painting and Decorating	3	15	18			0	18
Certificate III in Patisserie	7	7	14			0	14
Certificate III in Plumbing	1	9	10			0	10
Certificate III in Wall and Floor Tiling	4	11	15			0	15
Certificate IV in Business			0	1	0	1	1
Certificate IV in Disability	19	2	21			0	21
Certificate IV in Leadership and Management			0	6	4	10	10
Certificate IV in Training and Assessment	5	5	10	9	10	19	29
Certificate IV in Youth Work	3	5	8			0	8
Grand Total:	162	220	382	18	14	32	414

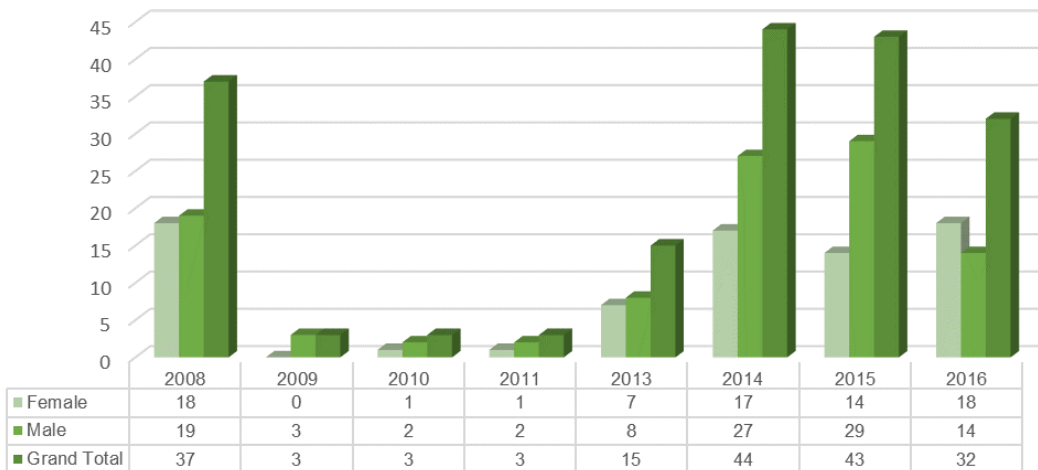
Fiji Graduates by Year and Gender



DFAT Subsidised Fiji Graduates by Year and Gender



Non-Subsidised Fiji Graduates by Year and Gender



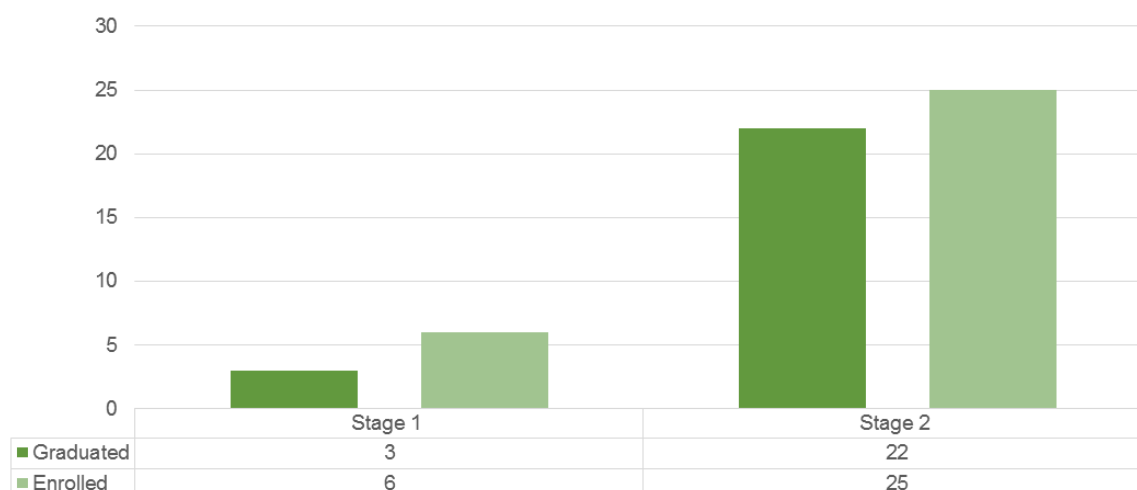
Migrations 2007 to date - Fiji Citizens	
Destination Country	Total
American Samoa	0
Australia	29
Austria	0
Cambodia	0
Canada	2
Cook Islands	1
Fiji	0
FSM	0
Hawaii	1
Marshall Islands	0
Nauru	1
New Zealand	25
Niue	2
Norfolk Islands	0
PNG	2
Samoa	8
Solomon Islands	0
Tuvalu	1
Tonga	0
United Arab Emirates	1
USA	1
Vanuatu	2
Not Defined	1
Grand Total:	77

Stage 2 Total:	51
Stage 1 Total:	26
Total for Both Stages:	77

Migrations 2007 to date - Fiji Citizens by Course	
Course	Total
Certificate III in Carpentry	4
Certificate III in Commercial Cookery	8
Certificate III in Early Childhood Education and Care	2
Certificate III in Electrotechnology Electrician	1
Certificate III in Engineering - Fabrication Trade	4
Certificate III in Engineering - Mechanical Trade (Diesel Fitting)	5
Certificate III in Engineering - Mechanical Trade (Fitting and Machining)	4
Certificate III in Engineering - Mechanical Trade (Refrigeration and Air Conditioning)	6
Certificate III in Hairdressing	4
Certificate III in Hospitality	7
Certificate III in Light Vehicle Mechanical Technology	7
Certificate III in Patisserie	9
Certificate III in Tourism	2
Certificate III in Wall and Floor Tiling	3
Certificate IV in Hospitality	3
Certificate IV in Training and Assessment	8
Grand Total:	77

Stage 2 Total:	51
Stage 1 Total:	26
Total for Both Stages:	77

Fiji Citizens Special Needs Enrolments/Graduates by Stage



Non-Completions Fiji - 2007 to Date					
Course	Funding Source				Total
	DFAT Subsidised		Non-subsidised		
	Female	Male	Female	Male	
Certificate III in Allied Health Assistance / Certificate III in Health Services Assistance	1	0			1
Certificate III in Applied Fashion Design and Technology	0	2			2
Certificate III in Carpentry	1	11			12
Certificate III in Commercial Cookery	1	5			6
Certificate III in Community Services Work	0	1			1
Certificate III in Disability	1	0			1
Certificate III in Early Childhood Education and Care	14	1			15
Certificate III in Electrotechnology Electrician	0	17			17
Certificate III in Engineering – Fabrication Trade	0	3			3
Certificate III in Engineering – Mechanical Trade	0	1			1
Certificate III in Engineering – Mechanical Trade (Diesel Fitting)	0	8			8
Certificate III in Engineering – Mechanical Trade (Fitting & Machining)	1	24			25
Certificate III in Engineering – Mechanical Trade (Refrigeration and Air-Conditioning)	0	2			2
Certificate III in Hairdressing	0	1			1
Certificate III in Home and Community Care / Certificate III in Aged Care	5	0			5
Certificate III in Hospitality	28	25			53
Certificate III in Light Vehicle Mechanical Technology	0	11	0	1	12
Certificate III in Patisserie	5	5			10
Certificate III in Painting and Decorating	19	17			36
Certificate III in Plumbing	0	4			4
Certificate III in Tourism	1	0			1
Certificate III in Wall and Floor Tiling	4	14			18
Certificate IV in Business	0	0	16	4	20
Certificate IV in Disability	4	3			7
Certificate IV in Hospitality	3	8			11
Certificate IV in Leadership and Management			1	0	1
Certificate IV in Training and Assessment	3	12	15	35	65
Diploma of Children's Services (Early Childhood Education and Care)	2	0			2
Diploma of Community Services Work	1	0			1
Diploma of Vocational Education and Training			1	5	6
Grand Total:	94	175	33	45	347
Stage 2 Total:	42	85	22	22	171
Stage 1 Total:	52	90	11	23	176
Total for Both Stages:	94	175	33	45	347

Cumulative Deferrals Fiji - 2007 to Date			
Course	Female	Male	Total
Certificate III in Allied Health Assistance / Certificate III in Health Services Assistance	1	2	3
Certificate III in Carpentry	0	3	3
Certificate III in Commercial Cookery	1	1	2
Certificate III in Community Services Work	1	3	4
Certificate III in Disability	1	0	1
Certificate III in Early Childhood Education and Care	3	0	3
Certificate III in Electrotechnology Electrician	0	2	2
Certificate III in Engineering – Fabrication Trade	0	3	3
Certificate III in Engineering – Mechanical Trade (Diesel Fitting)	0	3	3
Certificate III in Engineering – Mechanical Trade (Fitting & Machining)	0	3	3
Certificate III in Hairdressing	2	0	2
Certificate III in Hospitality	2	1	3
Certificate III in Individual Support	0	1	1
Certificate III in Light Vehicle Mechanical Technology	0	4	4
Certificate III in Patisserie	2	2	4
Certificate III in Plumbing	0	1	1
Certificate IV in Disability	7	4	11
Certificate IV in Hospitality	1	0	1
Certificate IV in Training and Assessment	0	7	7
Diploma in Community Services Work	0	2	2
Grand Total:	21	42	63
Stage 2 Total:	18	34	52
Stage 1 Total:	3	8	11
Total for Both Stages:	21	42	63

Cumulative Applications PNG - 2007 to Date							
Course	Funding Source						Total
	DFAT Subsidised		Total	Non-subsidised		Total	
	Female	Male		Female	Male		
Certificate III in Allied Health Assistance / Certificate III in Health Services Assistance	10	8	18			0	18
Certificate III in Applied Fashion Design and Technology	1	0	1			0	1
Certificate III in Carpentry	6	507	513	0	1	1	514
Certificate III in Commercial Cookery	170	363	533	1	0	1	534
Certificate III in Community Services Work	48	53	101			0	101
Certificate III in Disability	13	9	22			0	22
Certificate III in Early Childhood Education and Care	227	71	298			0	298
Certificate III in Electrotechnology Electrician	20	539	559	0	1	1	560
Certificate III in Engineering – Fabrication Trade	17	449	466	1	27	28	494
Certificate III in Engineering – Mechanical Trade (Diesel Fitting)	12	549	561			0	561
Certificate III in Engineering – Mechanical Trade (Fitting & Machining)	11	431	442			0	442
Certificate III in Engineering – Mechanical Trade (Refrigeration and Air-Conditioning)	6	108	114			0	114
Certificate III in Hairdressing	38	6	44			0	44
Certificate III in Home and Community Care / Certificate III in Aged Care	15	4	19			0	19
Certificate III in Hospitality	532	223	755			0	755
Certificate III in Hospitality (Catering Operations)	21	21	42			0	42
Certificate III in Hospitality (Lodge)	3	1	4			0	4
Certificate III in Individual Support	6	0	6			0	6
Certificate III in Light Vehicle Mechanical Technology	30	725	755			0	755
Certificate III in Patisserie	24	28	52			0	52
Certificate III in Painting and Decorating	45	25	70			0	70
Certificate III in Pathways to Further Study	0	0	0	16	24	40	40
Certificate III in Plumbing	0	123	123			0	123
Certificate III in Tourism	335	175	510			0	510
Certificate III in Wall and Floor Tiling	21	10	31			0	31
Certificate IV in Business	0	0	0	10	6	16	16
Certificate IV in Community Development	1	4	5			0	5
Certificate IV in Disability	6	5	11			0	11
Certificate IV in Hospitality	127	111	238			0	238
Certificate IV in Leadership and Management	16	25	41	2	0	2	43
Certificate IV Training and Assessment	43	58	101	41	118	159	260
Certificate IV in Youth Work	14	36	50			0	50
Diploma in Community Services Work	73	98	171			0	171
Diploma of Children's Services (Early Childhood Education and Care)	58	14	72			0	72
Diploma of Management	0	4	4	0	1	1	5
Diploma of Vocational Education and Training	0	0	0	5	5	10	10
Course Not Stated	11	43	54			0	54
Grand Total:	1960	4826	6786	76	183	259	7045
Stage 2 Total:	941	2557	3498	75	180	255	3753
Stage 1 Total:	1019	2269	3288	1	3	4	3292
Total for Both Stages:	1960	4826	6786	76	183	259	7045

Applications PNG - 2016

Course	Funding Source						Total
	DFAT Subsidised		Total	Non-subsidised		Total	
	Female	Male		Female	Male		
Certificate III in Allied Health Assistance / Certificate III in Health Services Assistance	7	5	12			0	12
Certificate III in Carpentry	0	68	68			0	68
Certificate III in Commercial Cookery	15	26	41			0	41
Certificate III in Community Services Work	9	12	21			0	21
Certificate III in Early Childhood Education and Care	18	4	22			0	22
Certificate III in Electrotechnology Electrician	3	92	95			0	95
Certificate III in Engineering – Fabrication Trade	2	64	66			0	66
Certificate III in Engineering – Mechanical Trade (Diesel Fitting)	4	59	63			0	63
Certificate III in Engineering – Mechanical Trade (Fitting & Machining)	1	48	49			0	49
Certificate III in Engineering – Mechanical Trade (Refrigeration and Air-Conditioning)	1	17	18			0	18
Certificate III in Hospitality	45	13	58			0	58
Certificate III in Hospitality (Catering Operations)	11	10	21			0	21
Certificate III in Hospitality Lodge	2	0	2			0	2
Certificate III in Individual Support	4	0	4			0	4
Certificate III in Light Vehicle Mechanical Technology	1	79	80			0	80
Certificate III in Painting and Decorating	0	2	2			0	2
Certificate III in Patisserie	1	1	2			0	2
Certificate III in Plumbing	0	17	17			0	17
Certificate III in Tourism	27	9	36			0	36
Certificate III in Wall and Floor Tiling	0	2	2			0	2
Certificate IV in Business			0	4	4	8	8
Certificate IV in Hospitality	10	1	11			0	11
Certificate IV in Leadership and Management	16	25	41	2	0	2	43
Certificate IV in Training and Assessment	2	8	10	4	8	12	22
Certificate IV in Youth Work	2	21	23			0	23
Diploma of Children's Services (Early Childhood Education and Care)	2	2	4			0	4
Diploma in Community Services Work	2	1	3			0	3
Grand Total:	185	586	771	10	12	22	793

Cumulative Enrolments PNG - 2007 to Date							
Course	Funding Source						Total
	DFAT Subsidised		Total	Non-subsidised		Total	
	Female	Male		Female	Male		
Certificate III in Carpentry	2	252	254	0	1	1	255
Certificate III in Catering Operations	8	8	16			0	16
Certificate III in Commercial Cookery	68	157	225			0	225
Certificate III in Community Services Work	6	8	14			0	14
Certificate III in Disability	4	1	5			0	5
Certificate III in Early Childhood Education and Care	68	12	80			0	80
Certificate III in Electrotechnology Electrician	4	149	153			0	153
Certificate III in Engineering – Fabrication Trade	5	200	205	1	17	18	223
Certificate III in Engineering – Mechanical Trade	0	3	3			0	3
Certificate III in Engineering – Mechanical Trade (Diesel Fitting)	0	235	235			0	235
Certificate III in Engineering – Mechanical Trade (Fitting & Machining)	5	227	232	0	1	1	233
Certificate III in Engineering – Mechanical Trade (Refrigeration and Air-Conditioning)	1	33	34			0	34
Certificate III in Hairdressing	11	5	16			0	16
Certificate III in Home and Community Care / Certificate III in Aged Care	5	1	6			0	6
Certificate III in Hospitality	238	118	356			0	356
Certificate III in Hospitality (Lodge)	4	2	6			0	6
Certificate III in Light Vehicle Mechanical Technology	5	231	236			0	236
Certificate III in Patisserie	8	9	17			0	17
Certificate III in Painting and Decorating	11	9	20			0	20
Certificate III in Pathways to Further Study			0	16	24	40	40
Certificate III in Plumbing	0	35	35			0	35
Certificate III in Tourism	70	41	111			0	111
Certificate III in Wall and Floor Tiling	7	4	11			0	11
Certificate IV in Business			0	12	5	17	17
Certificate IV in Disability	4	2	6			0	6
Certificate IV in Hospitality	41	49	90			0	90
Certificate IV in Training and Assessment	14	21	35	21	58	79	114
Certificate IV in Youth Work	6	10	16			0	16
Diploma of Children's Services (Early Childhood Education and Care)	5	0	5			0	5
Diploma of Community Services Work	18	13	31			0	31
Diploma of Management			0	0	1	1	1
Diploma of Vocational Education and Training			0	4	5	9	9
Grand Total:	618	1835	2453	54	112	166	2619
Stage 2 Total:	391	974	1365	53	109	162	1527
Stage 1 Total:	227	861	1088	1	3	4	1092
Total for Both Stages:	618	1835	2453	54	112	166	2619

Enrolments PNG - 2016							
Course	Funding Source						Total
	DFAT Subsidised		Total	Non-subsidised		Total	
	Female	Male		Female	Male		
Certificate III in Carpentry	0	45	45			0	45
Certificate III in Catering Operations	8	8	16			0	16
Certificate III in Commercial Cookery	16	33	49			0	49
Certificate III in Early Childhood Education and Care	2	0	2			0	2
Certificate III in Electrotechnology Electrician	0	23	23			0	23
Certificate III in Engineering – Fabrication Trade	0	28	28			0	28
Certificate III in Engineering – Mechanical Trade (Fitting & Machining)	1	29	30			0	30
Certificate III in Hospitality	27	6	33			0	33
Certificate III in Light Vehicle Mechanical Technology	1	18	19			0	19
Certificate III in Painting and Decorating	1	0	1			0	1
Certificate III in Plumbing	0	10	10			0	10
Certificate III in Tourism	1	0	1			0	1
Certificate III in Wall and Floor Tiling	0	3	3			0	3
Certificate IV in Business			0	6	3	9	9
Certificate IV in Training and Assessment			0	1	3	4	4
Certificate IV in Youth Work	1	0	1			0	1
Grand Total:	58	203	261	7	6	13	274

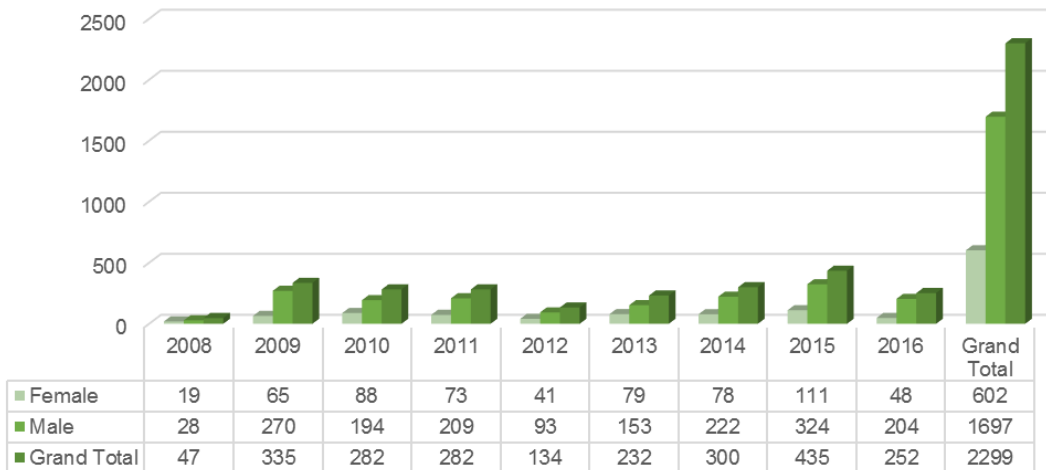
Cumulative Graduates PNG - 2007 to Date							
Course	Funding Source						Total
	DFAT Subsidised		Total	Non-subsidised		Total	
	Female	Male		Female	Male		
Certificate III in Carpentry	2	228	230	0	1	1	231
Certificate III in Commercial Cookery	63	154	217			0	217
Certificate III in Community Services Work	5	7	12			0	12
Certificate III in Disability	4	1	5			0	5
Certificate III in Early Childhood Education and Care	66	11	77			0	77
Certificate III in Electrotechnology Electrician	4	130	134			0	134
Certificate III in Engineering – Fabrication Trade	5	185	190	1	17	18	208
Certificate III in Engineering – Mechanical Trade (Diesel Fitting)	0	181	181			0	181
Certificate III in Engineering – Mechanical Trade (Fitting & Machining)	5	216	221	0	1	1	222
Certificate III in Engineering – Mechanical Trade (Refrigeration and Air-Conditioning)	0	19	19			0	19
Certificate III in Hairdressing	11	5	16			0	16
Certificate III in Home and Community Care / Certificate III in Aged Care	5	1	6			0	6
Certificate III in Hospitality	220	105	325			0	325
Certificate III in Hospitality (Lodge)	4	2	6			0	6
Certificate III in Light Vehicle Mechanical Technology	5	193	198			0	198
Certificate III in Patisserie	8	8	16			0	16
Certificate III in Painting and Decorating	10	9	19			0	19
Certificate III in Pathways to Further Study			0	16	24	40	40
Certificate III in Plumbing	0	31	31			0	31
Certificate III in Tourism	70	40	110			0	110
Certificate III in Wall and Floor Tiling	5	4	9			0	9
Certificate IV in Disability	3	2	5			0	5
Certificate IV in Hospitality	39	47	86			0	86
Certificate IV in Training and Assessment	14	20	34	11	32	43	77
Certificate IV in Youth Work	6	9	15			0	15
Diploma of Children's Services (Early Childhood Education and Care)	4	0	4			0	4
Diploma of Community Services Work	16	13	29			0	29
Diploma of Management			0	0	1	1	1
Grand Total:	574	1621	2195	28	76	104	2299

Stage 2 Total:	354	968	1322	28	74	102	1424
Stage 1 Total:	220	653	873	0	2	2	875

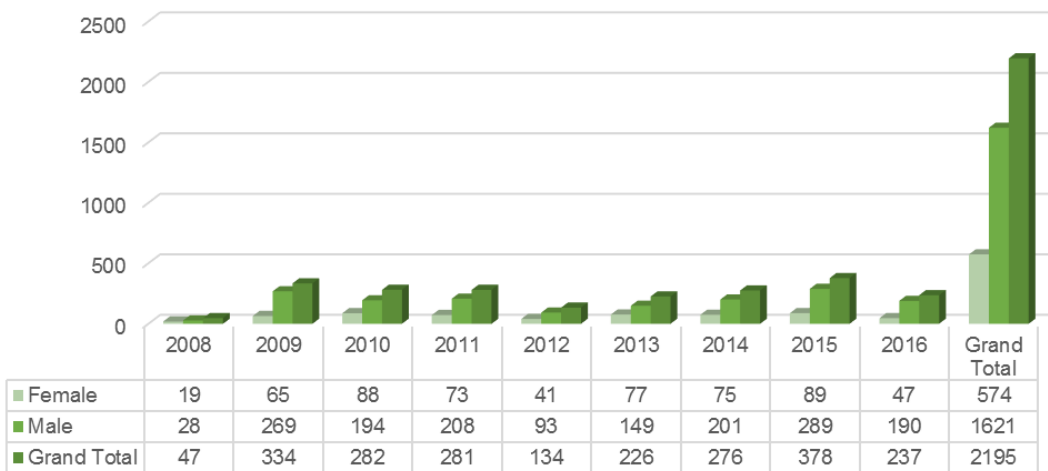
Total for Both Stages:	574	1621	2195	28	76	104	2299
-------------------------------	------------	-------------	-------------	-----------	-----------	------------	-------------

Graduates PNG - 2016							
Course	Funding Source						Total
	DFAT Subsidised		Total	Non-subsidised		Total	
	Female	Male		Female	Male		
Certificate III in Carpentry	0	45	45			0	45
Certificate III in Commercial Cookery	15	31	46			0	46
Certificate III in Early Childhood Education and Care	2	0	2			0	2
Certificate III in Electrotechnology Electrician	0	22	22			0	22
Certificate III in Engineering - Fabrication Trade	0	30	30	0	11	11	41
Certificate III in Engineering - Mechanical Trade (Fitting and Machining)	1	27	28			0	28
Certificate III in Hospitality	24	6	30			0	30
Certificate III in Light Vehicle Mechanical Technology	1	17	18			0	18
Certificate III in Painting and Decorating	1	0	1			0	1
Certificate III in Plumbing	0	9	9			0	9
Certificate III in Tourism	2	0	2			0	2
Certificate III in Wall and Floor Tiling	0	3	3			0	3
Certificate IV in Training and Assessment			0	1	3	4	4
Certificate IV in Youth Work	1	0	1			0	1
Grand Total:	47	190	237	1	14	15	252

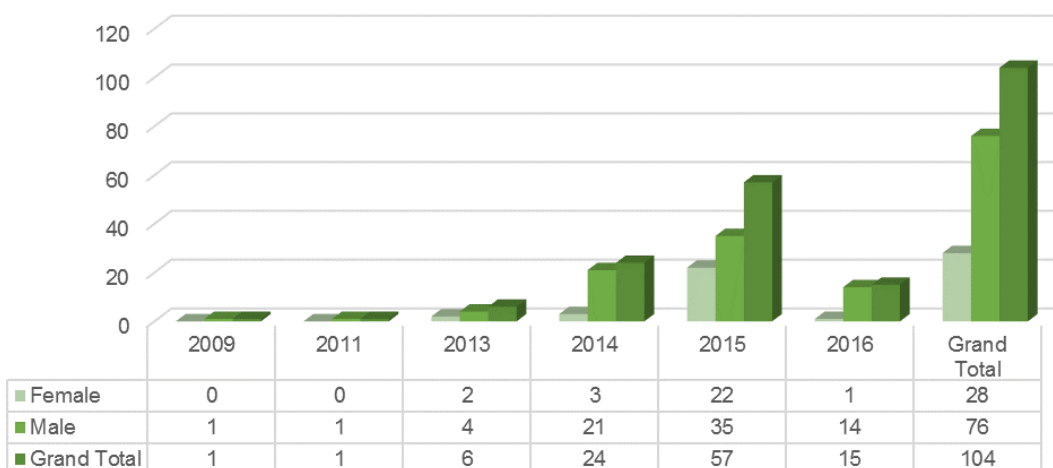
PNG Graduates by Year and Gender



DFAT Subsidised Graduates by Year and Gender



Non-DFAT Subsidised Graduates by Year and Gender



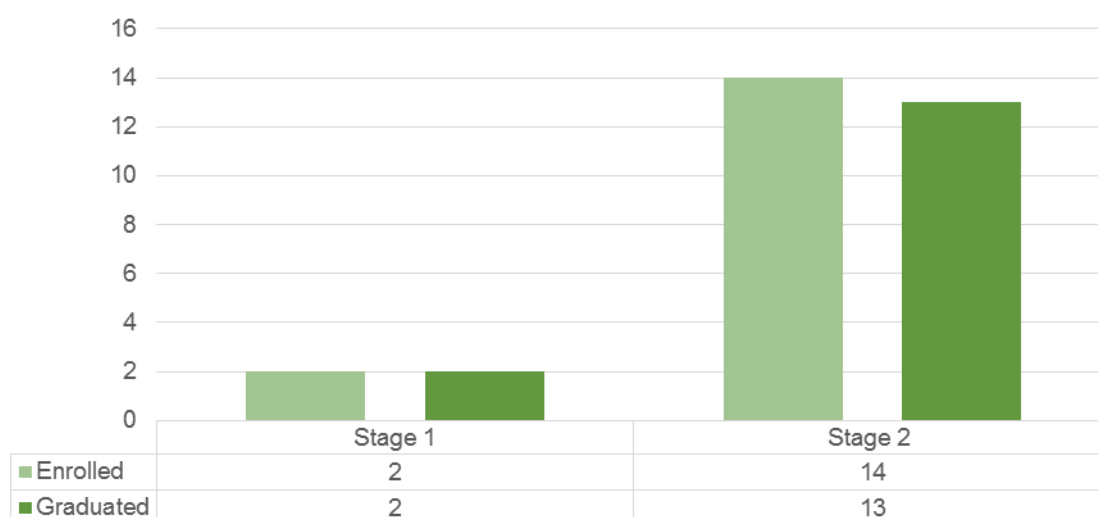
Migrations 2007 to date - PNG Citizens	
Destination Country	Total
Australia	7
Austria	1
PNG	1
Samoa	1
Vanuatu	1
Grand Total:	11

Stage 2 Total:	2
Stage 1 Total:	9
Total for Both Stages:	11

Migrations 2007 to date - PNG Citizens by Course	
Course	Total
Certificate III in Carpentry	1
Certificate III in Commercial Cookery	1
Certificate III in Early Childhood Education and Care	1
Certificate III in Electrotechnology Electrician	1
Certificate III in Engineering - Mechanical Trade (Diesel Fitting)	1
Certificate III in Engineering - Mechanical Trade (Fitting and Machining)	1
Certificate III in Engineering - Mechanical Trade (Refrigeration and Air Conditioning)	1
Certificate III in Tourism	3
Diploma of Community Services Work	1
Grand Total:	11

Stage 2 Total:	2
Stage 1 Total:	9
Total for Both Stages:	11

PNG Special Needs Enrolments/Graduates by Stage



Non-Completions PNG - 2007 to Date					
Course	Funding Source				Total
	DFAT Subsidised		Non-subsidised		
	Female	Male	Female	Male	
Certificate III in Carpentry	0	22			22
Certificate III in Commercial Cookery	4	2			6
Certificate III in Community Services Work	1	1			2
Certificate III in Early Childhood Education and Care	2	1			3
Certificate III in Electrotechnology Electrician	0	17			17
Certificate III in Engineering – Fabrication Trade	0	13			13
Certificate III in Engineering – Mechanical Trade	0	3			3
Certificate III in Engineering – Mechanical Trade (Diesel Fitting)	0	54			54
Certificate III in Engineering – Mechanical Trade (Fitting & Machining)	0	10			10
Certificate III in Engineering – Mechanical Trade (Refrigeration and Air-Conditioning)	1	14			15
Certificate III in Hospitality	17	13			30
Certificate III in Light Vehicle Mechanical Technology	0	36			36
Certificate III in Patisserie	0	1			1
Certificate III in Painting and Decorating	1	0			1
Certificate III in Plumbing	0	2			2
Certificate III in Tourism	0	1			1
Certificate III in Wall and Floor Tiling	2	0			2
Certificate IV in Business			5	2	7
Certificate IV in Disability	1	0			1
Certificate IV in Hospitality	2	2			4
Certificate IV in Training and Assessment	0	1	10	26	37
Certificate IV in Youth Work	0	1			1
Diploma of Children's Services (Early Childhood Education and Care)	1	0			1
Diploma of Community Services Work	2	0			2
Diploma of Vocational Education and Training			2	3	5
Grand Total:	34	194	17	31	276
Stage 2 Total:	28	54	16	30	128
Stage 1 Total:	6	140	1	1	148
Total for Both Stages:	34	194	17	31	276

Cumulative Deferrals PNG - 2007 to Date			
Course	Female	Male	Total
Certificate III in Allied Health Assistance / Certificate III in Health Services Assistance	0	1	1
Certificate III in Carpentry	0	2	2
Certificate III in Commercial Cookery	0	2	2
Certificate III in Community Services Work	1	0	1
Certificate III in Disability	0	1	1
Certificate III in Early Childhood Education and Care	1	0	1
Certificate III in Engineering – Mechanical Trade (Diesel Fitting)	0	2	2
Certificate III in Engineering – Mechanical Trade (Fitting & Machining)	0	3	3
Certificate III in Engineering – Mechanical Trade (Refrigeration and Air-Conditioning)	0	1	1
Certificate III in Hospitality	2	0	2
Certificate III in Light Vehicle Mechanical Technology	0	1	1
Certificate III in Plumbing	0	1	1
Certificate III in Tourism	2	0	2
Certificate IV in Disability	1	1	2
Certificate IV in Hospitality	0	1	1
Diploma in Community Services Work	0	1	1
Grand Total:	7	17	24
Stage 2 Total:	7	16	23
Stage 1 Total:	0	1	1
Total for Both Stages:	7	17	24

Cumulative Applications Samoa - 2007 to Date							
Course	Funding Source						Total
	DFAT Subsidised		Total	Non-subsidised		Total	
	Female	Male		Female	Male		
Certificate III in Allied Health Assistance / Certificate III in Health Services Assistance	69	44	113			0	113
Certificate III in Carpentry	7	154	161			0	161
Certificate III in Commercial Cookery	114	138	252			0	252
Certificate III in Community Services Work	17	6	23			0	23
Certificate III in Disability	81	21	102			0	102
Certificate III in Early Childhood Education and Care	157	22	179			0	179
Certificate III in Electrotechnology Electrician	0	81	81			0	81
Certificate III in Engineering – Fabrication Trade	0	119	119			0	119
Certificate III in Engineering – Mechanical Trade (Diesel Fitting)	0	29	29			0	29
Certificate III in Engineering – Mechanical Trade (Fitting & Machining)	1	46	47			0	47
Certificate III in Engineering – Mechanical Trade (Refrigeration and Air-Conditioning)	0	41	41			0	41
Certificate III in Hairdressing	27	7	34			0	34
Certificate III in Home and Community Care / Certificate III in Aged Care	8	1	9			0	9
Certificate III in Hospitality	234	122	356			0	356
Certificate III in Hospitality (Lodge)	47	31	78			0	78
Certificate III in Indigenous Housing Repairs	0	29	29				29
Certificate III in Individual Support	2	0	2			0	2
Certificate III in Light Vehicle Mechanical Technology	0	143	143			0	143
Certificate III in Nutrition and Dietetic Assistance	27	7	34			0	34
Certificate III in Patisserie	10	16	26			0	26
Certificate III in Painting and Decorating	7	13	20			0	20
Certificate III in Plumbing	2	73	75	0	1	1	76
Certificate III in Tourism	111	63	174			0	174
Certificate III in Wall and Floor Tiling	1	8	9			0	9
Certificate IV in Business			0	6	3	9	9
Certificate IV in Community Development	3	3	6			0	6
Certificate IV in Disability	23	8	31			0	31
Certificate IV in Hospitality	24	19	43			0	43
Certificate IV in Youth Work	37	48	85			0	85
Certificate IV Training and Assessment	38	43	81	53	53	106	187
Diploma in Community Services Work	16	14	30			0	30
Diploma of Management	13	4	17	7	3	10	27
Diploma of Vocational Education and Training			0	7	2	9	9
Course Not Stated	6	10	16			0	16
Grand Total:	1082	1363	2445	73	62	135	2580
Stage 2 Total:	735	721	1456	73	62	135	1591
Stage 1 Total:	347	642	989	0	0	0	989
Total for Both Stages	1082	1363	2445	73	62	135	2580

Applications Samoa - 2016							
Course	Funding Source						Total
	DFAT Subsidised		Total	Non-subsidised		Total	
	Female	Male		Female	Male		
Certificate III in Allied Health Assistance / Certificate III in Health Services Assistance	3	1	4			0	4
Certificate III in Carpentry	1	11	12			0	12
Certificate III in Commercial Cookery	7	11	18			0	18
Certificate III in Community Services Work	1	0	1			0	1
Certificate III in Disability	1	0	1			0	1
Certificate III in Early Childhood Education and Care	12	2	14			0	14
Certificate III in Electrotechnology Electrician	0	4	4			0	4
Certificate III in Engineering – Fabrication Trade	0	8	8			0	8
Certificate III in Engineering – Mechanical Trade (Diesel Fitting)	0	1	1			0	1
Certificate III in Engineering – Mechanical Trade (Fitting & Machining)	0	4	4			0	4
Certificate III in Engineering – Mechanical Trade (Refrigeration and Air-Conditioning)	0	1	1			0	1
Certificate III in Hospitality	17	5	22			0	22
Certificate III in Hospitality (Lodge)	2	0	2			0	2
Certificate III in Light Vehicle Mechanical Technology	0	17	17			0	17
Certificate III in Painting and Decorating	0	1	1			0	1
Certificate III in Plumbing	0	11	11			0	11
Certificate III in Tourism	3	3	6			0	6
Certificate IV in Business			0	1	1	2	2
Certificate IV in Disability	5	0	5			0	5
Certificate IV in Training and Assessment	8	9	17	0	3	3	20
Certificate IV in Youth Work	5	3	8			0	8
Grand Total:	65	92	157	1	4	5	162

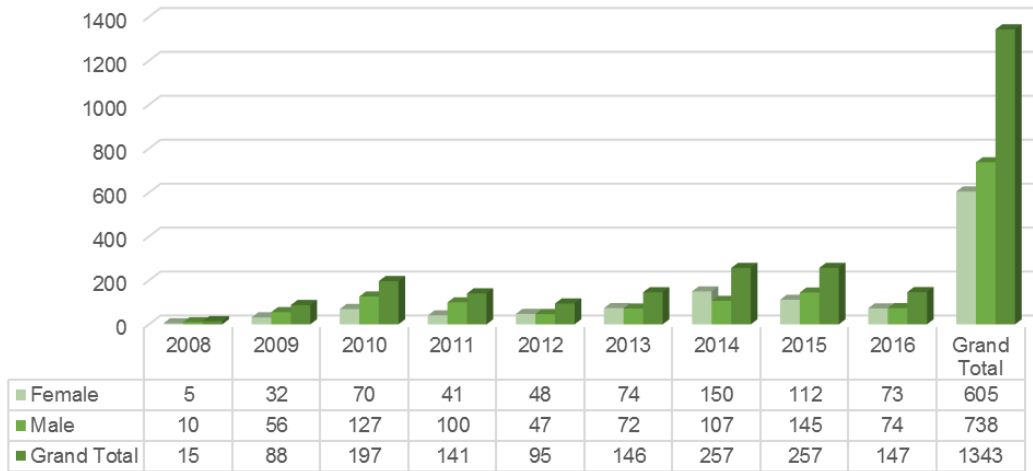
Cumulative Enrolments Samoa - 2007 to Date							
Course	Funding Source						Total
	DFAT Subsidised		Total	Non-subsidised		Total	
	Female	Male		Female	Male		
Certificate III in Allied Health Assistance / Certificate III in Health Services Assistance	47	21	68			0	68
Certificate III in Carpentry	5	87	92			0	92
Certificate III in Commercial Cookery	66	88	154			0	154
Certificate III in Community Services Work	3	2	5			0	5
Certificate III in Disability	57	17	74			0	74
Certificate III in Early Childhood Education and Care	89	7	96			0	96
Certificate III in Electrotechnology Electrician	0	35	35			0	35
Certificate III in Engineering – Fabrication Trade	0	85	85			0	85
Certificate III in Engineering – Mechanical Trade	0	2	2			0	2
Certificate III in Engineering – Mechanical Trade (Diesel Fitting)	0	16	16			0	16
Certificate III in Engineering – Mechanical Trade (Fitting & Machining)	0	27	27			0	27
Certificate III in Engineering – Mechanical Trade (Refrigeration and Air-Conditioning)	0	24	24			0	24
Certificate III in Hairdressing	21	6	27			0	27
Certificate III in Home and Community Care / Certificate III in Aged Care	5	0	5			0	5
Certificate III in Hospitality	160	103	263			0	263
Certificate III in Hospitality (Lodge)	9	9	18			0	18
Certificate III in Individual Support (Ageing, Home and Community)	2	0	2			0	2
Certificate III in Light Vehicle Mechanical Technology	0	74	74			0	74
Certificate III in Nutrition and Dietetic Assistance	17	3	20			0	20
Certificate III in Painting and Decorating	1	7	8			0	8
Certificate III in Patisserie	3	1	4			0	4
Certificate III in Plumbing	0	37	37	0	1	1	38
Certificate III in Tourism	53	37	90			0	90
Certificate III in Wall and Floor Tiling	0	4	4			0	4
Certificate IV in Business			0	9	4	13	13
Certificate IV in Community Development	0	1	1			0	1
Certificate IV in Disability	16	3	19			0	19
Certificate IV in Hospitality	12	9	21			0	21
Certificate IV in Training and Assessment	21	28	49	48	53	101	150
Certificate IV in Youth Work	16	18	34			0	34
Diploma of Community Services Work	5	5	10			0	10
Diploma of Management	11	4	15	7	3	10	25
Diploma of Vocational Education and Training			0	9	3	12	12
Grand Total:	619	760	1379	73	64	137	1516
Stage 2 Total:	448	416	864	73	61	134	998
Stage 1 Total:	171	344	515	0	3	3	518
Total for Both Stages:	619	760	1379	73	64	137	1516

Enrolments Samoa - 2016							
Course	Funding Source						Total
	DFAT Subsidised		Total	Non-subsidised		Total	
	Female	Male		Female	Male		
Certificate III in Allied Health Assistance / Certificate III in Health Services Assistance	6	5	11			0	11
Certificate III in Carpentry	0	4	4			0	4
Certificate III in Commercial Cookery	10	11	21			0	21
Certificate III in Early Childhood Education and Care	6	3	9			0	9
Certificate III in Engineering – Fabrication Trade	0	4	4			0	4
Certificate III in Engineering - Mechanical Trade (Fitting and Machining)	0	2	2			0	2
Certificate III in Hospitality	17	5	22			0	22
Certificate III in Individual Support (Ageing, Home and Community)	2	0	2			0	2
Certificate III in Light Vehicle Mechanical Technology	0	8	8			0	8
Certificate III in Painting and Decorating	0	3	3			0	3
Certificate III in Plumbing	0	7	7			0	7
Certificate III in Tourism	2	0	2			0	2
Certificate IV in Business			0	4	2	6	6
Certificate IV in Disability	16	3	19			0	19
Certificate IV in Training and Assessment	1	1	2	6	10	16	18
Certificate IV in Youth Work	11	8	19			0	19
Grand Total:	71	64	135	10	12	22	157

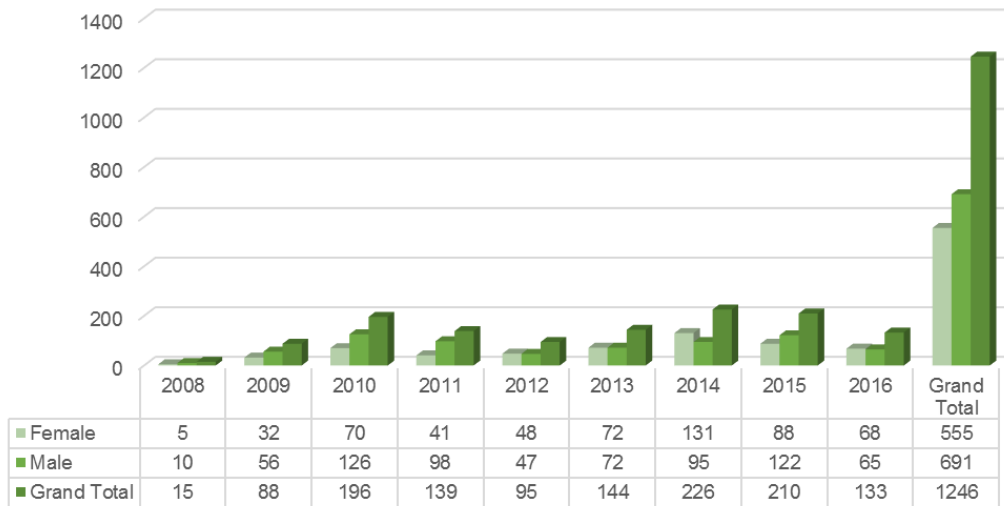
Cumulative Graduates Samoa - 2007 to Date							
Course	Funding Source						Total
	DFAT Subsidised		Total	Non-subsidised		Total	
	Female	Male		Female	Male		
Certificate III in Allied Health Assistance/Certificate III in Health Services Assistance	43	20	63			0	63
Certificate III in Carpentry	5	81	86			0	86
Certificate III in Commercial Cookery	63	82	145			0	145
Certificate III in Community Services Work	3	2	5			0	5
Certificate III in Disability	52	16	68			0	68
Certificate III in Early Childhood Education and Care	84	7	91			0	91
Certificate III in Electrotechnology Electrician	0	32	32			0	32
Certificate III in Engineering – Fabrication Trade	0	82	82			0	82
Certificate III in Engineering – Mechanical Trade (Diesel Fitting)	0	16	16			0	16
Certificate III in Engineering – Mechanical Trade (Fitting & Machining)	0	16	16			0	16
Certificate III in Engineering – Mechanical Trade (Refrigeration and Air-Conditioning)	0	20	20			0	20
Certificate III in Hairdressing	18	6	24			0	24
Certificate III in Home and Community Care / Certificate III in Aged Care	4	0	4			0	4
Certificate III in Hospitality	130	86	216			0	216
Certificate III in Hospitality (Lodge)	8	9	17			0	17
Certificate III in Individual Support (Ageing, Home and Community)	2	0	2			0	2
Certificate III in Light Vehicle Mechanical Technology	0	69	69			0	69
Certificate III in Nutrition and Dietetic Assistance	15	3	18			0	18
Certificate III in Painting and Decorating	1	7	8			0	8
Certificate III in Patisserie	3	1	4			0	4
Certificate III in Plumbing	0	35	35			0	35
Certificate III in Tourism	50	36	86			0	86
Certificate III in Wall and Floor Tiling	0	3	3			0	3
Certificate IV in Community Development	0	1	1			0	1
Certificate IV in Disability	16	2	18			0	18
Certificate IV in Hospitality	8	8	16			0	16
Certificate IV in Training and Assessment	20	27	47	44	44	88	135
Certificate IV in Youth Work	15	17	32			0	32
Diploma of Community Services Work	5	4	9			0	9
Diploma of Management	10	3	13	6	3	9	22
Grand Total:	555	691	1246	50	47	97	1343
Stage 2 Total:	416	419	835	50	44	94	929
Stage 1 Total:	139	272	411	0	3	3	414
Total for Both Stages:	555	691	1246	50	47	97	1343

Graduates Samoa - 2016							
Course	Funding Source						Total
	DFAT Subsidised		Total	Non-subsidised		Total	
	Female	Male		Female	Male		
Certificate III in Allied Health Assistance/Certificate III in Health Services Assistance	5	5	10			0	10
Certificate III in Carpentry	0	4	4			0	4
Certificate III in Commercial Cookery	10	10	20			0	20
Certificate III in Early Childhood Education and Care	6	3	9			0	9
Certificate III in Engineering - Fabrication Trade	0	4	4			0	4
Certificate III in Engineering - Mechanical Trade (Fitting and Machining)	0	2	2			0	2
Certificate III in Hospitality	16	5	21			0	21
Certificate III in Individual Support (Ageing, Home and Community)	2	0	2			0	2
Certificate III in Light Vehicle Mechanical Technology	0	7	7			0	7
Certificate III in Painting and Decorating	0	3	3			0	3
Certificate III in Plumbing	0	12	12			0	12
Certificate III in Tourism	2	0	2			0	2
Certificate IV in Disability	16	2	18			0	18
Certificate IV in Training and Assessment	1	1	2	5	9	14	16
Certificate IV in Youth Work	10	7	17			0	17
Grand Total:	68	65	133	5	9	14	147

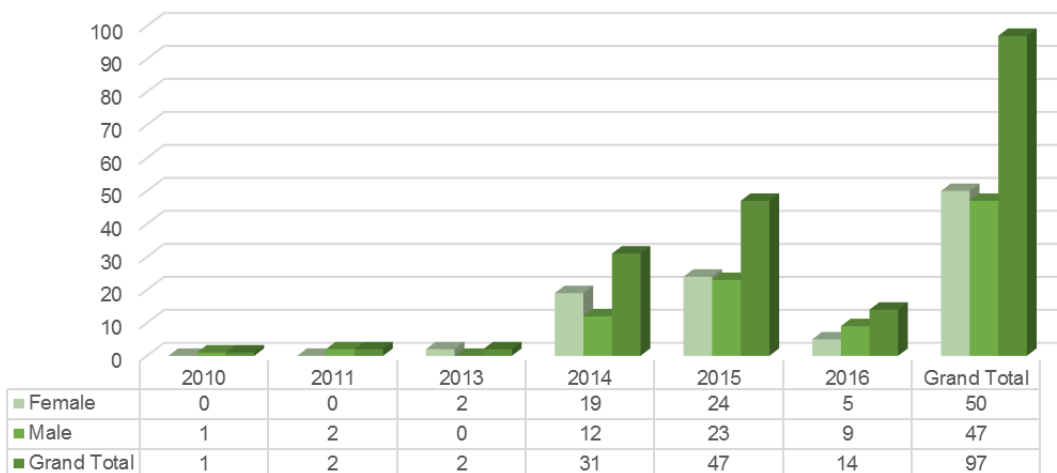
Samoa Graduates by Year and Gender



DFAT Subsidised Samoa Graduates by Year and Gender



Non-DFAT Subsidised Samoa Graduates by Year and Gender



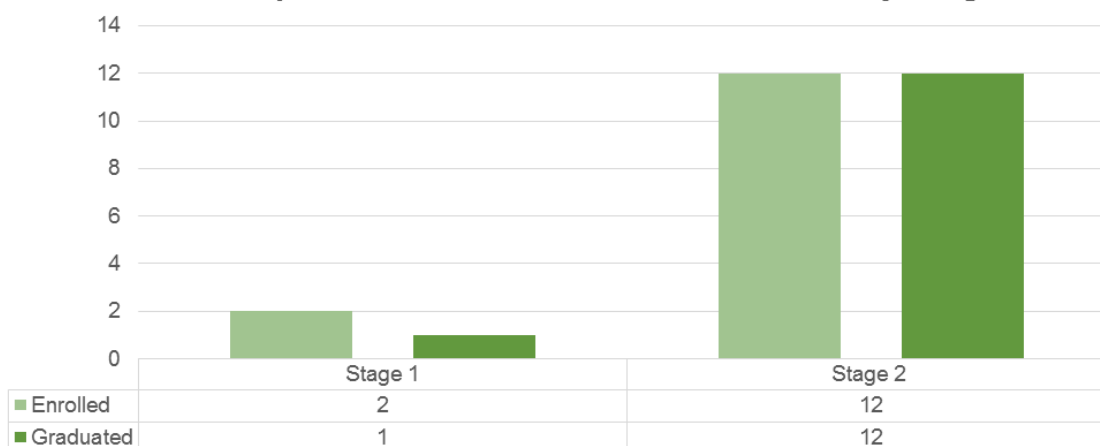
Migrations 2007 to date - Samoa Citizens	
Destination Country	Total
American Samoa	2
Australia	6
Cambodia	1
Fiji	2
New Zealand	26
South Sudan, Africa	1
Tonga	2
USA	2
Grand Total:	42

Stage 2 Total:	25
Stage 1 Total:	17
Total for Both Stages:	42

Migrations 2007 to date - Samoa Citizens by Course	
Course	Total
Certificate III in Carpentry	5
Certificate III in Commercial Cookery	5
Certificate III in Disability	4
Certificate III in Electrotechnology Electrician	2
Certificate III in Engineering - Fabrication Trade	4
Certificate III in Hairdressing	1
Certificate III in Home and Community Care/ Certificate III in Aged Care	2
Certificate III in Hospitality	6
Certificate III in Light Vehicle Mechanical Technology	3
Certificate III in Tourism	3
Certificate IV in Disability	1
Certificate IV in Hospitality	2
Certificate IV in Training and Assessment	2
Certificate IV in Youth Work	1
Diploma of Community Services Work	1
Grand Total:	42

Stage 2 Total:	25
Stage 1 Total:	17
Total for Both Stages:	42

Samoa Special Needs Enrolments/Graduates by Stage



Non-Completions Samoa - 2007 to Date					
Course	Funding Source				Total
	DFAT Subsidised		Non-subsidised		
	Female	Male	Female	Male	
Certificate III in Allied Health Assistance/Certificate III in Health Services Assistance	4	1			5
Certificate III in Carpentry	0	6			6
Certificate III in Commercial Cookery	3	5			8
Certificate III in Disability	5	1			6
Certificate III in Early Childhood Education and Care	5	0			5
Certificate III in Electrotechnology Electrician	0	3			3
Certificate III in Engineering – Fabrication Trade	0	3			3
Certificate III in Engineering – Mechanical Trade	0	2			2
Certificate III in Engineering – Mechanical Trade (Fitting & Machining)	0	11			11
Certificate III in Engineering – Mechanical Trade (Refrigeration and Air-Conditioning)	0	4			4
Certificate III in Hairdressing	3	0			3
Certificate III in Home and Community Care/Certificate III in Aged Care	1	0			1
Certificate III in Hospitality	29	17			46
Certificate III in Hospitality (Lodge)	1	0			1
Certificate III in Light Vehicle Mechanical Technology	0	4			4
Certificate III in Nutrition and Dietetic Assistance	2	0			2
Certificate III in Plumbing	0	2	0	1	3
Certificate III in Tourism	3	1			4
Certificate III in Wall and Floor Tiling	0	1			1
Certificate IV in Business			4	1	5
Certificate IV in Disability	0	1			1
Certificate IV in Hospitality	4	1			5
Certificate IV in Training and Assessment	1	1	3	8	13
Certificate IV in Youth Work	1	1			2
Diploma of Management	1	1	1	0	3
Diploma of Community Services Work	0	1			1
Diploma of Vocational Education and Training			7	2	9
Grand Total:	63	67	15	12	157
Stage 2 Total:	34	30	15	12	91
Stage 1 Total:	29	37	0	0	66
Total for Both Stages:	63	67	15	12	157

Cumulative Applications Solomon Islands - 2007 to Date							
Course	Funding Source						Total
	DFAT Subsidised		Total	Non-subsidised		Total	
	Female	Male		Female	Male		
Certificate III in Allied Health Assistance / Certificate III in Health Services Assistance	6	6	12			0	12
Certificate III in Carpentry	1	486	487			0	487
Certificate III in Commercial Cookery	142	86	228			0	228
Certificate III in Community Services Work	70	93	163			0	163
Certificate III in Disability	9	8	17			0	17
Certificate III in Early Childhood Education and Care	533	68	601			0	601
Certificate III in Electrotechnology Electrician	8	256	264	1	1	2	266
Certificate III in Engineering – Fabrication Trade	0	38	38			0	38
Certificate III in Engineering – Mechanical Trade (Diesel Fitting)	0	163	163	0	1	1	164
Certificate III in Engineering – Mechanical Trade (Fitting & Machining)	1	22	23			0	23
Certificate III in Engineering – Mechanical Trade (Refrigeration and Air-Conditioning)	1	50	51			0	51
Certificate III in Formwork/Falsework	0	19	19	0	1	1	20
Certificate III in Hairdressing	24	2	26			0	26
Certificate III in Home and Community Care / Certificate III in Aged Care	25	9	34			0	34
Certificate III in Hospitality	253	106	359	1	0	1	360
Certificate III in Hospitality (Catering Operations)	5	5	10			0	10
Certificate III in Hospitality (Lodge)	6	3	9			0	9
Certificate III in Individual Support	10	2	12			0	12
Certificate III in Light Vehicle Mechanical Technology	4	206	210			0	210
Certificate III in Nutrition and Dietetic Assistance	3	1	4			0	4
Certificate III in Painting and Decorating	30	41	71			0	71
Certificate III in Patisserie	32	7	39			0	39
Certificate III in Plumbing	5	63	68			0	68
Certificate III in Tourism	155	148	303			0	303
Certificate III in Wall and Floor Tiling	1	26	27			0	27
Certificate IV in Business			0	5	0	5	5
Certificate IV in Community Development	15	29	44	0	1	1	45
Certificate IV in Disability	3	1	4			0	4
Certificate IV in Hospitality	83	37	120			0	120
Certificate IV in Leadership and Management	0	0	0	25	25	50	50
Certificate IV in Youth Work	26	66	92			0	92
Certificate IV Training and Assessment	5	10	15	32	71	103	118
Diploma in Community Services Work	74	97	171			0	171
Diploma of Children's Services (Early Childhood Education and Care)	65	6	71			0	71
Diploma of Management	1	0	1			0	1
Course not stated	11	11	22			0	22
Grand Total:	1607	2171	3778	64	100	164	3942

Stage 2 Total:	848	1317	2165	64	97	161	2326
Stage 1 Total:	759	854	1613	0	3	3	1616

Total for Both Stages:	1607	2171	3778	64	100	164	3942
-------------------------------	-------------	-------------	-------------	-----------	------------	------------	-------------

Applications Solomon Islands - 2016							
Course	Funding Source						Total
	DFAT Subsidised		Total	Non-subsidised		Total	
	Female	Male		Female	Male		
Certificate III in Allied Health Assistance / Certificate III in Health Services Assistance	2	1	3			0	3
Certificate III in Carpentry	0	48	48			0	48
Certificate III in Commercial Cookery	13	4	17			0	17
Certificate III in Community Services Work	6	11	17			0	17
Certificate III in Early Childhood Education and Care	65	7	72			0	72
Certificate III in Electrotechnology Electrician	0	31	31			0	31
Certificate III in Engineering – Fabrication Trade	0	3	3			0	3
Certificate III in Engineering – Mechanical Trade (Diesel Fitting)	0	12	12			0	12
Certificate III in Engineering – Mechanical Trade (Refrigeration and Air-Conditioning)	0	6	6			0	6
Certificate III in Hospitality	12	2	14	1	0	1	15
Certificate III in Individual Support	6	0	6			0	6
Certificate III in Light Vehicle Mechanical Technology	0	15	15			0	15
Certificate III in Painting and Decorating	0	3	3			0	3
Certificate III in Plumbing	4	3	7			0	7
Certificate III in Tourism	4	3	7			0	7
Certificate III in Wall and Floor Tiling	0	4	4			0	4
Certificate IV in Business			0	3	0	3	3
Certificate IV in Community Development	3	7	10			0	10
Certificate IV in Disability	1	0	1			0	1
Certificate IV in Leadership and Management			0	25	24	49	49
Certificate IV in Hospitality	2	0	2			0	2
Certificate IV Training and Assessment	0	4	4	11	10	21	25
Certificate IV in Youth Work	3	5	8			0	8
Grand Total:	121	169	290	40	34	74	364

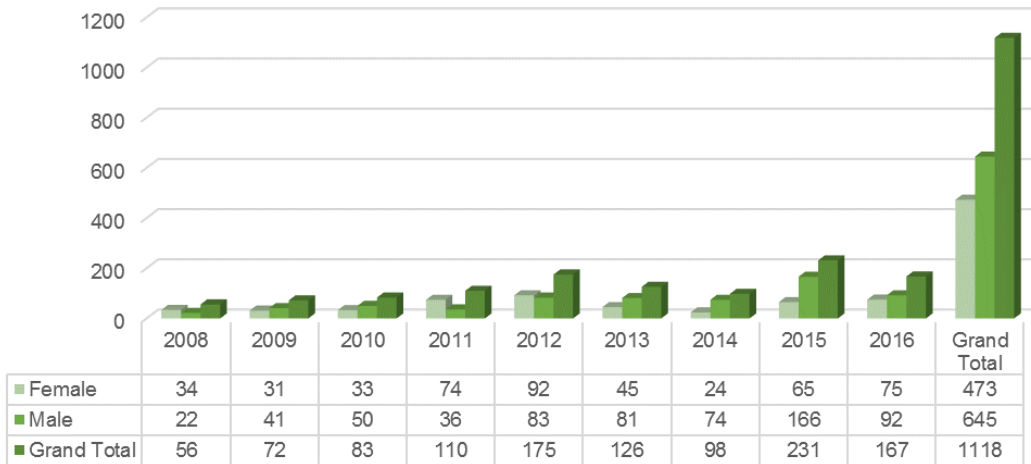
Cumulative Enrolments Solomon Islands - 2007 to Date							
Course	Funding Source						Total
	DFAT Subsidised		Total	Non-subsidised		Total	
	Female	Male		Female	Male		
Certificate III in Allied Health Assistance / Certificate III in Health Services Assistance	0	1	1			0	1
Certificate III in Carpentry	0	109	109			0	109
Certificate III in Commercial Cookery	24	27	51			0	51
Certificate III in Community Services Work	20	14	34			0	34
Certificate III in Disability	4	1	5			0	5
Certificate III in Early Childhood Education and Care	161	18	179			0	179
Certificate III in Electrotechnology Electrician	5	59	64	1	1	2	66
Certificate III in Engineering – Fabrication Trade	0	13	13			0	13
Certificate III in Engineering – Mechanical Trade (Diesel Fitting)	0	57	57	0	1	1	58
Certificate III in Engineering – Mechanical Trade (Fitting & Machining)	0	2	2			0	2
Certificate III in Engineering – Mechanical Trade (Refrigeration and Air-Conditioning)	0	16	16			0	16
Certificate III in Formwork/Falsework	0	37	37	0	1	1	38
Certificate III in Hairdressing	12	1	13			0	13
Certificate III in Home and Community Care / Certificate III in Aged Care	6	4	10			0	10
Certificate III in Hospitality	107	39	146			0	146
Certificate III in Hospitality (Lodge)	2	1	3			0	3
Certificate III in Individual Support (Ageing, Home and Community)	1	0	1			0	1
Certificate III in Light Vehicle Mechanical Technology	0	73	73			0	73
Certificate III in Painting and Decorating	9	20	29			0	29
Certificate III in Patisserie	12	0	12			0	12
Certificate III in Plumbing	1	25	26			0	26
Certificate III in Tourism	28	24	52			0	52
Certificate III in Wall and Floor Tiling	1	10	11			0	11
Certificate IV in Business			0	3	0	3	3
Certificate IV in Community Development	2	0	2			0	2
Certificate IV in Hospitality	28	17	45			0	45
Certificate IV in Leadership and Management			0	24	24	48	48
Certificate IV in Training and Assessment	1	2	3	37	66	103	106
Certificate IV in Youth Work	8	23	31			0	31
Diploma of Children's Services (Early Childhood Education and Care)	7	1	8			0	8
Diploma of Community Services Work	5	8	13			0	13
Grand Total:	444	602	1046	65	93	158	1204
Stage 2 Total:	310	439	749	65	93	158	907
Stage 1 Total:	134	163	297	0	0	0	297
Total for Both Stages:	444	602	1046	65	93	158	1204

Enrolments Solomon Islands - 2016							
Course	Funding Source						Total
	DFAT Subsidised		Total	Non-subsidised		Total	
	Female	Male		Female	Male		
Certificate III in Carpentry	0	15	15			0	15
Certificate III in Commercial Cookery	2	1	3			0	3
Certificate III in Community Services	12	8	20			0	20
Certificate III in Early Childhood Education and Care	22	1	23			0	23
Certificate III in Electrotechnology Electrician	1	3	4	1	1	2	6
Certificate III in Engineering – Fabrication Trade	0	1	1			0	1
Certificate III in Engineering – Mechanical Trade (Diesel Fitting)	0	10	10	0	1	1	11
Certificate III in Engineering – Mechanical Trade (Fitting & Machining)	0	2	2			0	2
Certificate III in Hospitality	6	0	6			0	6
Certificate III in Individual Support (Ageing, Home and Community)	1	0	1			0	1
Certificate III in Light Vehicle Mechanical Technology	0	3	3			0	3
Certificate III in Painting and Decorating	1	2	3			0	3
Certificate III in Plumbing	0	3	3			0	3
Certificate III in Tourism	4	0	4			0	4
Certificate III in Wall and Floor Tiling	0	2	2			0	2
Certificate IV in Business			0	2	0	2	2
Certificate IV in Leadership and Management			0	24	24	48	48
Certificate IV in Training and Assessment			0	11	10	21	21
Certificate IV in Youth Work	2	5	7			0	7
Grand Total:	51	56	107	38	36	74	181

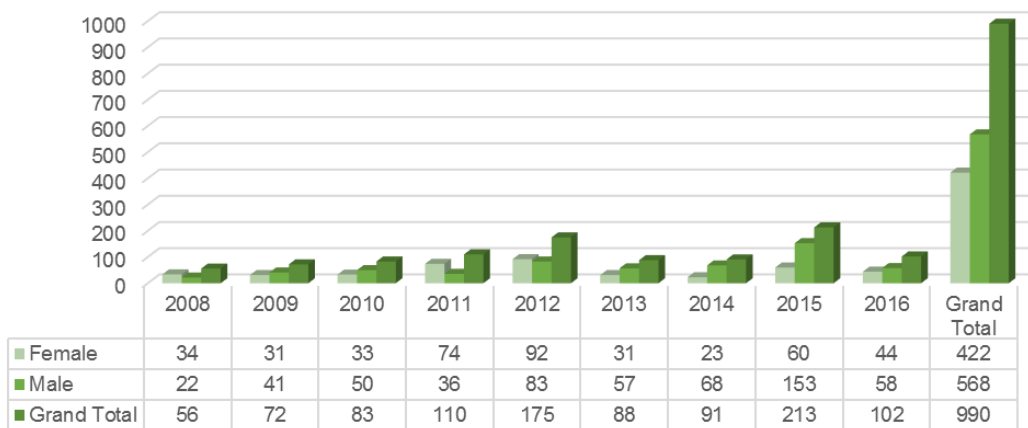
Cumulative Graduates Solomon Islands - 2007 to Date							
Course	Funding Source						Total
	DFAT Subsidised		Total	Non-subsidised		Total	
	Female	Male		Female	Male		
Certificate III in Allied Health Assistance/Certificate III in Health Services Assistance	0	1	1			0	1
Certificate III in Carpentry	0	104	104			0	104
Certificate III in Commercial Cookery	23	27	50			0	50
Certificate III in Community Services Work	17	13	30			0	30
Certificate III in Disability	4	1	5			0	5
Certificate III in Early Childhood Education and Care	152	15	167			0	167
Certificate III in Electrotechnology Electrician	5	57	62	1	1	2	64
Certificate III in Engineering – Fabrication Trade	0	13	13			0	13
Certificate III in Engineering – Mechanical Trade (Diesel Fitting)	0	55	55	0	1	1	56
Certificate III in Engineering – Mechanical Trade (Fitting and Machining)	0	2	2			0	2
Certificate III in Engineering – Mechanical Trade (Refrigeration and Air-Conditioning)	0	16	16			0	16
Certificate in Formwork/Falsework	0	33	33	0	1	1	34
Certificate III in Hairdressing	12	1	13			0	13
Certificate III in Home and Community Care / Certificate III in Aged Care	6	4	10			0	10
Certificate III in Hospitality	99	36	135			0	135
Certificate III in Hospitality (Lodge)	2	1	3			0	3
Certificate III in Individual Support (Ageing, Home and Community)	1	0	1			0	1
Certificate III in Light Vehicle Mechanical Technology	0	62	62			0	62
Certificate III in Painting and Decorating	9	20	29			0	29
Certificate III in Patisserie	12	0	12			0	12
Certificate III in Plumbing	1	25	26			0	26
Certificate III in Tourism	28	22	50			0	50
Certificate III in Wall and Floor Tiling	1	10	11			0	11
Certificate IV in Community Development	2	0	2			0	2
Certificate IV in Hospitality	28	17	45			0	45
Certificate IV in Leadership and Management			0	20	22	42	42
Certificate IV in Training and Assessment	1	2	3	30	52	82	85
Certificate IV in Youth Work	7	23	30			0	30
Diploma of Children's Services (Early Childhood Education and Care)	7	1	8			0	8
Diploma of Community Services Work	5	7	12			0	12
Grand Total:	422	568	990	51	77	128	1118
Stage 2 Total:	296	433	729	51	77	128	857
Stage 1 Total:	126	135	261	0	0	0	261
Total for Both Stages:	422	568	990	51	77	128	1118

Graduates Solomon Islands - 2016							
Course	Funding Source						Total
	DFAT Subsidised		Total	Non-subsidised		Total	
	Female	Male		Female	Male		
Certificate III in Carpentry	0	15	15			0	15
Certificate III in Commercial Cookery	2	1	3			0	3
Certificate III in Community Services	9	7	16			0	16
Certificate III in Early Childhood Education and Care	17	0	17			0	17
Certificate III in Electrotechnology Electrician	1	3	4	1	1	2	6
Certificate III in Engineering - Fabrication Trade	0	1	1			0	1
Certificate III in Engineering - Mechanical Trade (Diesel Fitting)	0	9	9	0	1	1	10
Certificate III in Engineering - Mechanical Trade (Fitting and Machining)	0	2	2			0	2
Certificate III in Hospitality	6	0	6			0	6
Certificate III in Individual Support (Ageing, Home and Community)	1	0	1			0	1
Certificate III in Light Vehicle Mechanical Technology	0	3	3			0	3
Certificate III in Painting and Decorating	1	2	3			0	3
Certificate III in Plumbing	1	8	9			0	9
Certificate III in Tourism	4	0	4			0	4
Certificate III in Wall and Floor Tiling	0	2	2			0	2
Certificate IV in Leadership and Management			0	20	22	42	42
Certificate IV in Training and Assessment			0	10	10	20	20
Certificate IV in Youth Work	2	5	7			0	7
Grand Total:	44	58	102	31	34	65	167

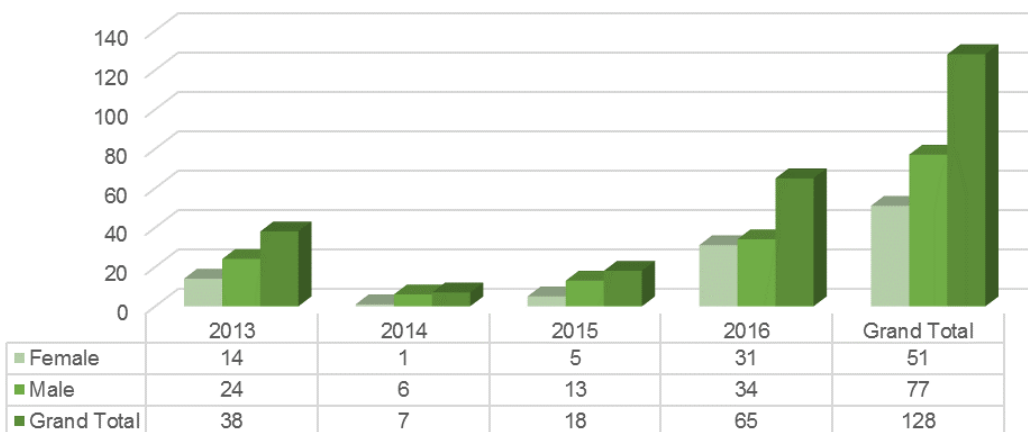
Solomon Is. Graduates by Year and Gender



DFAT Subsidised Solomon Is. Graduates by Year and Gender



Non-DFAT Subsidised Solomon Is. Graduates by Year and Gender



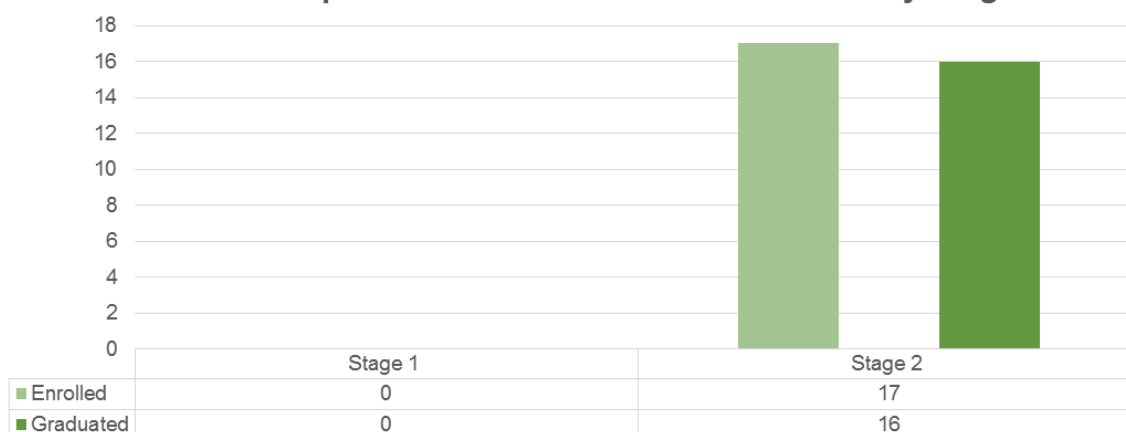
Migrations 2007 to date - Solomon Island Citizens	
Destination Country	Total
Australia	2
Canada	3
Fiji	1
New Zealand	1
PNG	1
Vanuatu	4
Grand Total:	12

Stage 2 Total:	5
Stage 1 Total:	7
Total for Both Stages:	12

Migrations 2007 to date - Solomon Islands Citizens by Course	
Course	Total
Certificate III in Commercial Cookery	1
Certificate III in Early Childhood Education and Care	2
Certificate III in Electrotechnology Electrician	1
Certificate III in Hairdressing	2
Certificate III in Hospitality	4
Certificate III in Tourism	2
Grand Total:	12

Stage 2 Total:	5
Stage 1 Total:	7
Total for Both Stages:	12

Solomon Is. Special Needs Enrolments/Graduates by Stage



Non-Completions Solomon Islands - 2007 to Date					
Course	Funding Source				Total
	DFAT Subsidised		Non-subsidised		
	Female	Male	Female	Male	
Certificate III in Carpentry	0	5			5
Certificate III in Children's Services	1	1			2
Certificate III in Commercial Cookery	1	0			1
Certificate III in Community Services	2	0			2
Certificate III in Early Childhood Education and Care	8	2			10
Certificate III in Electrotechnology Electrician	0	2			2
Certificate III in Engineering - Mechanical Trade (Diesel Fitting)	0	1			1
Certificate III in Formwork/Falsework	0	4			4
Certificate III in Hospitality	8	3			11
Certificate III in Light Vehicle Mechanical Technology	0	11			11
Certificate III in Tourism	0	2			2
Certificate IV in Business			1	0	1
Certificate IV in Leadership and Management			4	2	6
Certificate IV in Training and Assessment			7	14	21
Certificate IV in Youth Work	1	0			1
Diploma of Community Services Work	0	1			1
Grand Total:	21	32	12	16	81

Stage 2 Total:	16	24	12	16	68
Stage 1 Total:	5	8	0	0	13

Total for Both Stages:	21	32	12	16	81
-------------------------------	-----------	-----------	-----------	-----------	-----------

Cumulative Deferrals Solomon Islands - 2007 to Date			
Course	Female	Male	Total
Certificate III in Carpentry	0	4	4
Certificate III in Commercial Cookery	1	0	1
Certificate III in Community Services Work	2	2	4
Certificate III in Early Childhood Education and Care	5	0	5
Certificate III in Electrotechnology Electrician	0	2	2
Certificate III in Engineering – Mechanical Trade (Diesel Fitting)	0	1	1
Certificate III in Engineering – Mechanical Trade (Refrigeration and Air-Conditioning)	0	1	1
Certificate III in Hairdressing	1	0	1
Certificate III in Home and Community Care/Certificate III in Aged Care	0	1	1
Certificate III in Hospitality	1	0	1
Certificate III in Individual Support	1	0	1
Certificate III in Plumbing	0	1	1
Certificate III in Tourism	1	0	1
Certificate IV in Community Development	1	0	1
Certificate IV in Hospitality (Supervision)	1	0	1
Grand Total:	14	12	26

Stage 2 Total:	12	12	24
Stage 1 Total:	2	0	2

Total for Both Stages:	14	12	26
-------------------------------	-----------	-----------	-----------

Cumulative Applications Vanuatu - 2007 to Date							
Course	Funding Source						Total
	DFAT Subsidised		Total	Non-subsidised		Total	
	Female	Male		Female	Male		
Certificate III in Allied Health Assistance / Certificate III in Health Services Assistance	9	7	16			0	16
Certificate III in Carpentry	6	293	299			0	299
Certificate III in Commercial Cookery	97	133	230			0	230
Certificate III in Community Services Work	16	26	42			0	42
Certificate III in Disability	3	2	5			0	5
Certificate III in Early Childhood Education and Care	503	64	567	1	0	1	568
Certificate III in Electrotechnology Electrician	9	90	99			0	99
Certificate III in Engineering – Fabrication Trade	3	43	46			0	46
Certificate III in Engineering – Mechanical Trade (Diesel Fitting)	0	28	28			0	28
Certificate III in Engineering – Mechanical Trade (Fitting & Machining)	4	19	23			0	23
Certificate III in Engineering – Mechanical Trade (Refrigeration and Air-Conditioning)	1	30	31			0	31
Certificate III in Hairdressing	9	0	9			0	9
Certificate III in Home and Community Care / Certificate III in Aged Care	3	0	3			0	3
Certificate III in Hospitality	298	117	415	1	0	1	416
Certificate III in Hospitality (Lodge)	28	6	34			0	34
Certificate III in Individual Support	1	0	1			0	1
Certificate III in Light Vehicle Mechanical Technology	3	125	128			0	128
Certificate III in Nutrition and Dietetic Assistance	2	0	2			0	2
Certificate III in Painting and Decorating	32	19	51			0	51
Certificate III in Patisserie	6	21	27			0	27
Certificate III in Plumbing	0	33	33			0	33
Certificate III in Tourism	223	127	350			0	350
Certificate III in Wall and Floor Tiling	8	25	33			0	33
Certificate IV in Business	4	11	15	7	1	8	23
Certificate IV in Community Development	48	57	105			0	105
Certificate IV in Disability	2	1	3			0	3
Certificate IV in Hospitality	114	51	165			0	165
Certificate IV in Leadership and Management	4	4	8	2	2	4	12
Certificate IV Training and Assessment	38	71	109	89	110	199	308
Certificate IV in Youth Work	66	49	115			0	115
Diploma of Children's Services	103	6	109			0	109
Diploma in Community Services Work	28	33	61			0	61
Diploma of Management	27	51	78	13	38	51	129
Diploma of Vocational Education and Training			0	5	1	6	6
Course Not Stated	18	28	46			0	46
Grand Total:	1716	1570	3286	118	152	270	3556
Stage 2 Total:	937	876	1813	112	146	258	2071
Stage 1 Total:	779	694	1473	6	6	12	1485
Total for Both Stages:	1716	1570	3286	118	152	270	3556

Applications Vanuatu - 2016							
Course	Funding Source						Total
	DFAT Subsidised		Total	Non-subsidised		Total	
	Female	Male		Female	Male		
Certificate III in Allied Health Assistance / Certificate III in Health Services Assistance	2	3	5			0	5
Certificate III in Carpentry	2	27	29			0	29
Certificate III in Commercial Cookery	10	9	19			0	19
Certificate III in Community Services Work	1	2	3				3
Certificate III in Early Childhood Education and Care	41	2	43			0	43
Certificate III in Electrotechnology Electrician	0	6	6			0	6
Certificate III in Engineering – Fabrication Trade	0	3	3			0	3
Certificate III in Engineering – Mechanical Trade (Diesel Fitting)	0	3	3				3
Certificate III in Engineering – Mechanical Trade (Fitting & Machining)	0	2	2			0	2
Certificate III in Hospitality	25	15	40			0	40
Certificate III in Hospitality (Lodge)	0	1	1			0	1
Certificate III in Light Vehicle Mechanical Technology	1	14	15			0	15
Certificate III in Painting and Decorating	0	1	1			0	1
Certificate III in Plumbing	0	1	1			0	1
Certificate III in Tourism	21	7	28			0	28
Certificate III in Wall and Floor Tiling	0	2	2			0	2
Certificate IV in Business			0	2	0	2	2
Certificate IV in Community Development	13	10	23				23
Certificate IV in Hospitality	12	4	16			0	16
Certificate IV in Leadership and Management	4	4	8	2	2	4	12
Certificate IV in Training and Assessment	3	4	7	1	1	2	9
Certificate IV in Youth Work	9	2	11			0	11
Grand Total:	144	122	266	5	3	8	274

Cumulative Enrolments Vanuatu - 2007 to Date							
Course	Funding Source						Total
	DFAT Subsidised		Total	Non-subsidised		Total	
	Female	Male		Female	Male		
Certificate III in Allied Health Assistance / Certificate III in Health Services Assistance	3	1	4			0	4
Certificate III in Carpentry	2	130	132			0	132
Certificate III in Commercial Cookery	34	73	107			0	107
Certificate III in Community Services Work	2	6	8			0	8
Certificate III in Disability	1	0	1			0	1
Certificate III in Early Childhood Education and Care	222	19	241			0	241
Certificate III in Electrotechnology Electrician	1	19	20			0	20
Certificate III in Engineering – Fabrication Trade	0	13	13			0	13
Certificate III in Engineering – Mechanical Trade (Diesel Fitting)	0	10	10			0	10
Certificate III in Engineering – Mechanical Trade (Fitting & Machining)	1	2	3			0	3
Certificate III in Engineering – Mechanical Trade (Refrigeration and Air-Conditioning)	1	11	12			0	12
Certificate III in Hairdressing	3	0	3			0	3
Certificate III in Hospitality	211	104	315	1	0	1	316
Certificate III in Hospitality (Lodge)	10	3	13			0	13
Certificate III in Light Vehicle Mechanical Technology	1	36	37			0	37
Certificate III in Painting and Decorating	14	10	24			0	24
Certificate III in Patisserie	0	2	2			0	2
Certificate III in Plumbing	0	7	7			0	7
Certificate III in Tourism	112	81	193			0	193
Certificate III in Wall and Floor Tiling	3	14	17			0	17
Certificate IV in Business			0	10	2	12	12
Certificate IV in Community Development	22	24	46			0	46
Certificate IV in Disability	0	1	1			0	1
Certificate IV in Hospitality	58	32	90			0	90
Certificate IV in Training and Assessment	25	41	66	72	92	164	230
Certificate IV in Youth Work	38	28	66			0	66
Diploma of Children's Services	40	4	44			0	44
Diploma of Community Services Work	10	14	24			0	24
Diploma of Management	9	31	40	6	27	33	73
Diploma of Vocational Education and Training			0	5	1	6	6
Grand Total:	823	716	1539	94	122	216	1755

Stage 2 Total:	483	413	896	80	103	183	1079
Stage 1 Total:	340	303	643	14	19	33	676

Total for Both Stages	823	716	1539	94	122	216	1755
------------------------------	------------	------------	-------------	-----------	------------	------------	-------------

Enrolments Vanuatu - 2016							
Course	Funding Source						Total
	DFAT Subsidised		Total	Non-subsidised		Total	
	Female	Male		Female	Male		
Certificate III in Carpentry	2	16	18			0	18
Certificate III in Commercial Cookery	1	2	3			0	3
Certificate III in Early Childhood Education and Care	29	0	29			0	29
Certificate III in Electrotechnology Electrician	1	1	2			0	2
Certificate III in Engineering - Fabrication Trade	0	1	1			0	1
Certificate III in Hospitality	4	0	4			0	4
Certificate III in Light Vehicle Mechanical Technology	0	1	1			0	1
Certificate III in Painting and Decorating	0	1	1			0	1
Certificate III in Tourism	20	12	32			0	32
Certificate III in Wall and Floor Tiling	0	3	3			0	3
Certificate IV in Business			0	5	1	6	6
Certificate IV in Community Development	10	9	19			0	19
Certificate IV in Hospitality	12	5	17			0	17
Certificate IV in Youth Work	3	3	6			0	6
Grand Total:	82	54	136	5	1	6	142

Cumulative Graduates Vanuatu - 2007 to Date							
Course	Funding Source						Total
	DFAT Subsidised		Total	Non-subsidised		Total	
	Female	Male		Female	Male		
Certificate III in Allied Health Assistance/Certificate III in Health Services Assistance	3	1	4			0	4
Certificate III in Carpentry	2	123	125			0	125
Certificate III in Commercial Cookery	33	69	102			0	102
Certificate III in Community Services Work	2	3	5			0	5
Certificate III in Disability	1	0	1			0	1
Certificate III in Early Childhood Education and Care	207	17	224			0	224
Certificate III in Electrotechnology Electrician	1	17	18			0	18
Certificate III in Engineering – Fabrication Trade	0	12	12			0	12
Certificate III in Engineering – Mechanical Trade (Diesel Fitting)	0	9	9			0	9
Certificate III in Engineering – Mechanical Trade (Fitting & Machining)	1	2	3			0	3
Certificate III in Engineering – Mechanical Trade (Refrigeration and Air-Conditioning)	1	9	10			0	10
Certificate III in Hairdressing	3	0	3			0	3
Certificate III in Hospitality	189	72	261	1	0	1	262
Certificate III in Hospitality (Lodge)	10	3	13			0	13
Certificate III in Light Vehicle Mechanical Technology	1	34	35			0	35
Certificate III in Nutrition and Dietetic Assistance			0			0	0
Certificate III in Painting and Decorating	13	9	22			0	22
Certificate III in Patisserie	0	2	2			0	2
Certificate III in Plumbing	0	6	6			0	6
Certificate III in Tourism	101	69	170			0	170
Certificate III in Wall and Floor Tiling	3	12	15			0	15
Certificate IV in Community Development	21	23	44				44
Certificate IV in Disability	0	1	1			0	1
Certificate IV in Hospitality	54	24	78			0	78
Certificate IV in Training and Assessment	25	35	60	64	82	146	206
Certificate IV in Youth Work	36	26	62			0	62
Diploma of Children's Services (Early Childhood Education and Care)	36	4	40			0	40
Diploma of Community Services Work	9	13	22			0	22
Diploma of Management	9	27	36	6	25	31	67
Grand Total:	761	622	1383	71	107	178	1561

Stage 2 Total:	468	412	880	63	96	159	1039
Stage 1 Total:	293	210	503	8	11	19	522

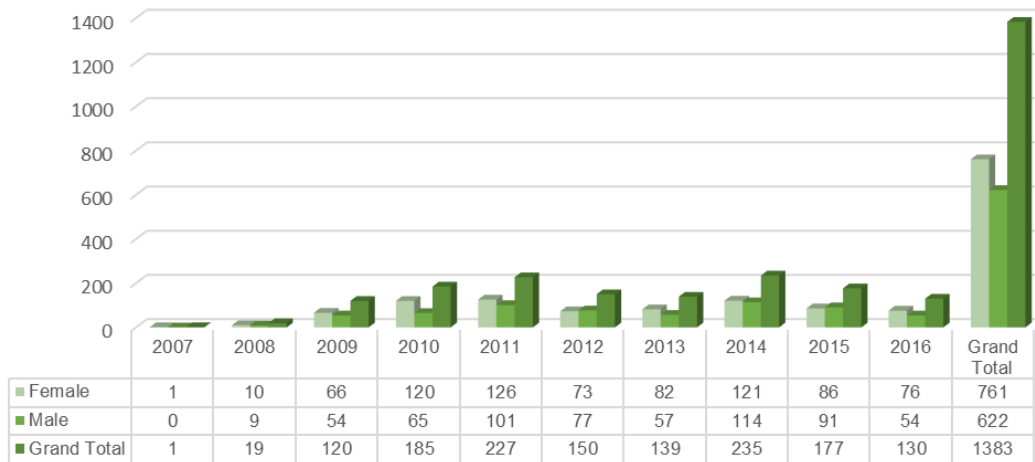
Total for Both Stages:	761	622	1383	71	107	178	1561
-------------------------------	------------	------------	-------------	-----------	------------	------------	-------------

Graduates Vanuatu - 2016							
Course	Funding Source						Total
	DFAT Subsidised		Total	Non-subsidised		Total	
	Female	Male		Female	Male		
Certificate III in Carpentry	2	15	17			0	17
Certificate III in Commercial Cookery	1	2	3			0	3
Certificate III in Early Childhood Education and Care	26	0	26			0	26
Certificate III in Electrotechnology Electrician	1	1	2			0	2
Certificate III in Engineering - Fabrication Trade	0	1	1			0	1
Certificate III in Hospitality	4	0	4			0	4
Certificate III in Light Vehicle Mechanical Technology	0	1	1			0	1
Certificate III in Painting and Decorating	0	1	1			0	1
Certificate III in Plumbing	0	2	2			0	2
Certificate III in Tourism	19	12	31			0	31
Certificate III in Wall and Floor Tiling	0	3	3			0	3
Certificate IV in Community Development	9	8	17			0	17
Certificate IV in Hospitality	11	5	16			0	16
Certificate IV in Youth Work	3	3	6			0	6
Grand Total:	76	54	130	0	0	0	130

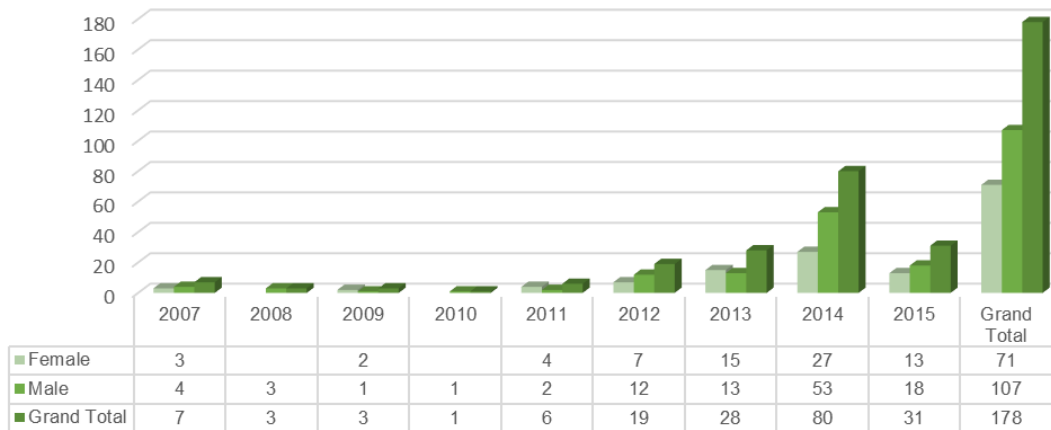
Vanuatu Graduates by Year and Gender



DFAT Subsidised Vanuatu Graduates by Year and Gender



Non-DFAT Subsidised Vanuatu Graduates by Year and Gender



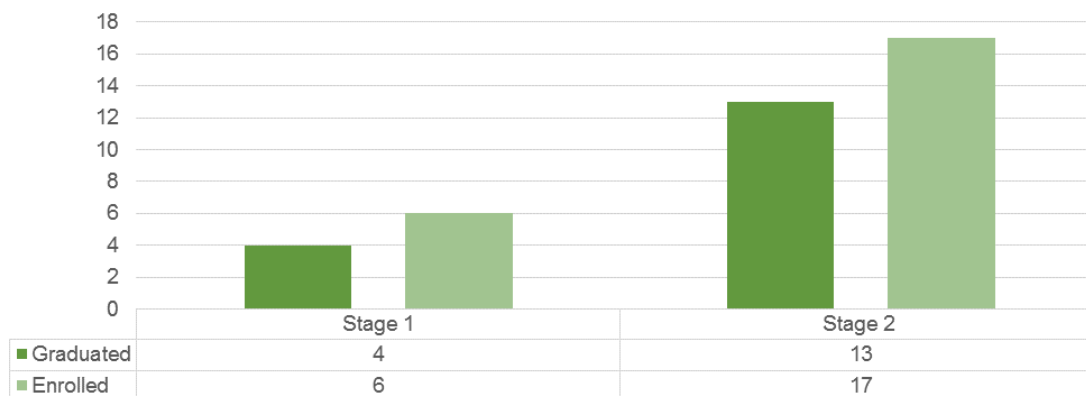
Migrations 2007 to date - Vanuatu Citizens	
Destination Country	Total
Australia	26
Fiji	2
Ivory Coast, Africa	1
Marshall Islands	2
New Zealand	5
Norfolk Islands	1
Noumea, New Caledonia	1
Samoa	2
Not Defined	1
Grand Total:	41

Stage 2 Total:	20
Stage 1 Total:	21
Total for Both Stages:	41

Migrations 2007 to date - Vanuatu Citizens by Course	
Course	Total
Certificate III in Carpentry	1
Certificate III in Commercial Cookery	3
Certificate III in Hospitality	5
Certificate III in Hospitality (Lodge)	1
Certificate III in Tourism	9
Certificate IV in Hospitality	6
Certificate IV in Training and Assessment	10
Certificate IV in Youth Work	2
Diploma of Management	4
Grand Total:	41

Stage 2 Total:	20
Stage 1 Total:	21
Total for Both Stages:	41

Vanuatu Special Needs Enrolments/Graduates by Stage



Non-Completions Vanuatu - 2007 to Date					
Course	Funding Source				Total
	DFAT Subsidised		Non-subsidised		
	Female	Male	Female	Male	
Certificate III in Carpentry	0	6			6
Certificate III in Commercial Cookery	1	4			5
Certificate III in Community Services Work	0	3			3
Certificate III in Early Childhood Education and Care	13	2			15
Certificate III in Electrotechnology Electrician	0	2			2
Certificate III in Engineering – Fabrication Trade	0	1			1
Certificate III in Engineering – Mechanical Trade (Diesel Fitting)	0	1			1
Certificate III in Engineering – Mechanical Trade (Refrigeration and Air-Conditioning)	0	2			2
Certificate III in Hospitality	22	32			54
Certificate III in Light Vehicle Mechanical Technology	0	2			2
Certificate III in Painting and Decorating	1	1			2
Certificate III in Plumbing	0	1			1
Certificate III in Tourism	10	12			22
Certificate III in Wall and Floor Tiling	0	2			2
Certificate IV in Business			2	1	3
Certificate IV in Hospitality	3	8			11
Certificate IV in Training and Assessment	0	6	8	10	24
Certificate IV in Youth Work	2	2			4
Diploma of Children's Services (Early Childhood Education and Care)	4	0			4
Diploma of Community Services Work	1	1			2
Diploma of Management	0	4	0	2	6
Diploma of Vocational Education and Training			1	0	1
Grand Total:	57	92	11	13	173

Stage 2 Total:	19	31	6	7	63
Stage 1 Total:	38	61	5	6	110

Total for Both Stages:	57	92	11	13	173
-------------------------------	-----------	-----------	-----------	-----------	------------

Cumulative Deferrals Vanuatu - 2007 to Date			
Course	Female	Male	Total
Certificate III in Community Services Work	0	3	3
Certificate III in Early Childhood Education and Care	1	0	1
Certificate III in Hospitality	1	0	1
Certificate III in Plumbing	0	1	1
Certificate III in Tourism	2	2	4
Certificate IV in Community Development	2	0	2
Certificate IV in Hospitality	6	0	6
Certificate IV in Training and Assessment	1	4	5
Certificate IV in Youth Work	0	1	1
Diploma of Children's Services	1	0	1
Grand Total:	14	11	25

Stage 2 Total:	12	11	23
Stage 1 Total:	2	0	2

Total for Both Stages:	14	11	25
-------------------------------	-----------	-----------	-----------

Cumulative Applications Cook Islands - 2007 to Date							
Course	Funding Source						Total
	DFAT Subsidised		Total	Non-subsidised		Total	
	Female	Male		Female	Male		
Certificate IV in Training and Assessment	1	0	1			0	1
Grand Total:	1	0	1	0	0	0	1

Stage 2 Total:	0	0	0	0	0	0	0
Stage 1 Total:	1	0	1	0	0	0	1

Total for Both Stages:	1	0	1	0	0	0	1
-------------------------------	----------	----------	----------	----------	----------	----------	----------

Applications Cook Islands - 2016							
Course	Funding Source						Total
	DFAT Subsidised		Total	Non-subsidised		Total	
	Female	Male		Female	Male		
None			0			0	0
Grand Total:	0	0	0	0	0	0	0

Cumulative Enrolments Cook Islands - 2007 to Date							
Course	Funding Source						Total
	DFAT Subsidised		Total	Non-subsidised		Total	
	Female	Male		Female	Male		
Certificate IV in Training and Assessment	1	0	1			0	1
Grand Total:	1	0	1	0	0	0	1

Stage 2 Total:	0	0	0	0	0	0	0
Stage 1 Total:	1	0	1	0	0	0	1

Total for Both Stages:	1	0	1	0	0	0	1
-------------------------------	----------	----------	----------	----------	----------	----------	----------

Enrolments Cook Islands - 2016							
Course	Funding Source						Total
	DFAT Subsidised		Total	Non-subsidised		Total	
	Female	Male		Female	Male		
Nil			0			0	0
Grand Total:	0	0	0	0	0	0	0

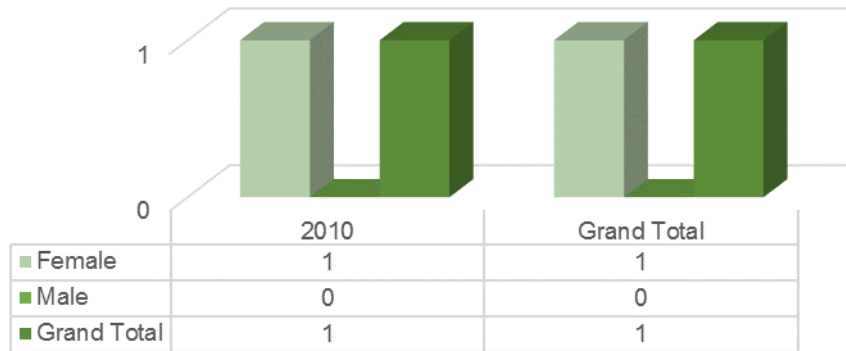
Cumulative Graduates Cook Islands - 2007 to Date							
Course	Funding Source						Total
	DFAT Subsidised		Total	Non-subsidised		Total	
	Female	Male		Female	Male		
Certificate IV in Training and Assessment	1	0	1			0	1
Grand Total:	1	0	1	0	0	0	1

Stage 2 Total:	0	0	0	0	0	0	0
Stage 1 Total:	1	0	1	0	0	0	1

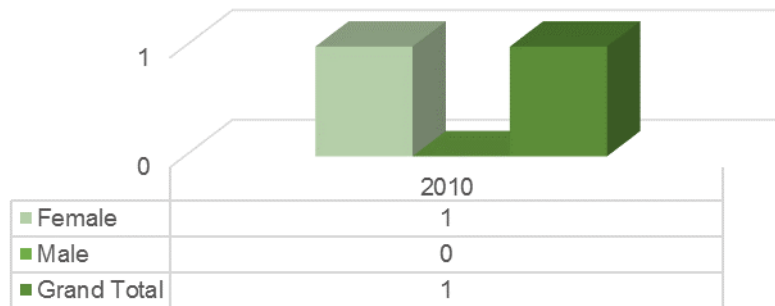
Total for Both Stages:	1	0	1	0	0	0	1
-------------------------------	----------	----------	----------	----------	----------	----------	----------

Graduates Cook Islands - 2016 Calendar Year							
Course	Funding Source						Total
	DFAT Subsidised		Total	Non-subsidised		Total	
	Female	Male		Female	Male		
Nil			0			0	0
Grand Total:	0	0	0	0	0	0	0

Cook Islands Graduates by Year and Gender



DFAT Subsidised Cook Islands Graduates by Year and Gender



Migrations 2007 to date - Cook Islands Citizens	
Destination Country	Total
Nil	
Grand Total:	0

Stage 2 Total:	0
Stage 1 Total:	0
Total for Both Stages:	0

Cumulative Mobilisations Cook Islands - 2007 to Date			
Course	Female	Male	Total
Certificate IV in Training and Assessment	1	0	1
Grand Total:	1	0	1

Stage 2 Total:	0	0	0
Stage 1 Total:	1	0	1

Total for Both Stages:	1	0	1
-------------------------------	----------	----------	----------

Cumulative Applications Federated States of Micronesia - 2007 to Date							
Course	Funding Source						Total
	DFAT Subsidised			Non-subsidised			
	Female	Male	Total	Female	Male	Total	
Certificate III in Carpentry	0	2	2			0	2
Certificate III in Early Childhood Education and Care	4	3	7			0	7
Certificate III in Electrotechnology Electrician	0	5	5			0	5
Certificate III in Engineering – Mechanical Trade (Diesel Fitting)	0	1	1			0	1
Certificate III in Engineering – Mechanical Trade (Fitting & Machining)	0	1	1			0	1
Certificate III in Engineering – Mechanical Trade (Refrigeration and Air-Conditioning)	0	2	2			0	2
Certificate III in Home and Community Care / Certificate III in Aged Care	1	0	1			0	1
Certificate III in Light Vehicle Mechanical Technology	0	6	6			0	6
Certificate III in Tourism	5	2	7			0	7
Certificate IV in Youth Work	0	1	1			0	1
Diploma in Community Services Work	0	1	1			0	1
Diploma of Children's Services (Early Childhood Education and Care)	2	1	3			0	3
Course Not Stated	0	4	4			0	4
Grand Total:	12	29	41	0	0	0	41

Stage 2 Total:	2	7	9	0	0	0	9
Stage 1 Total:	10	22	32	0	0	0	32

Total for Both Stages:	12	29	41	0	0	0	41
-------------------------------	-----------	-----------	-----------	----------	----------	----------	-----------

Applications Federated States of Micronesia - 2016							
Course	Funding Source						Total
	DFAT Subsidised			Non-subsidised			
	Female	Male	Total	Female	Male	Total	
Nil			0			0	0
Grand Total:	0	0	0	0	0	0	0

Cumulative Enrolments Federated States of Micronesia - 2007 to Date							
Course	Funding Source						Total
	DFAT Subsidised			Non-subsidised			
	Female	Male	Total	Female	Male	Total	
Certificate III in Early Childhood Education and Care	2	2	4			0	4
Certificate III in Electrotechnology Electrician	0	1	1			0	1
Certificate III in Engineering – Mechanical Trade (Refrigeration and Air-Conditioning)	0	2	2			0	2
Grand Total:	2	5	7	0	0	0	7

Stage 2 Total:	0	3	3	0	0	0	3
Stage 1 Total:	2	2	4	0	0	0	4

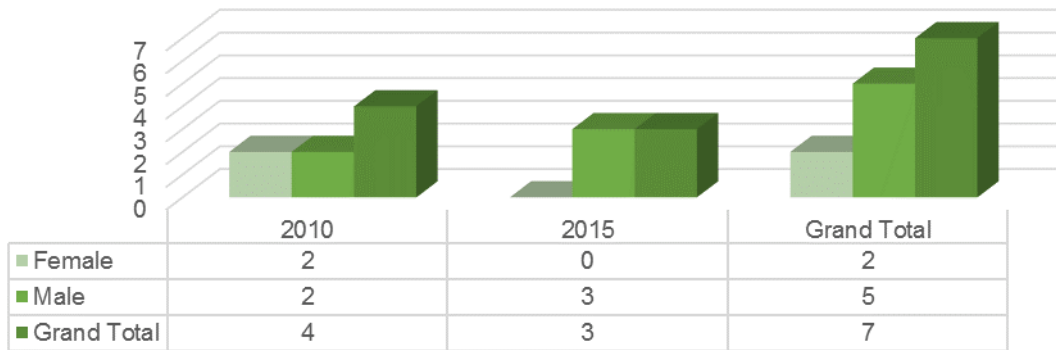
Total for Both Stages:	2	5	7	0	0	0	7
-------------------------------	----------	----------	----------	----------	----------	----------	----------

Enrolments Federated States of Micronesia - 2016							
Course	Funding Source						Total
	DFAT Subsidised			Non-subsidised			
	Female	Male	Total	Female	Male	Total	
Nil			0			0	0
Grand Total:	0	0	0	0	0	0	0

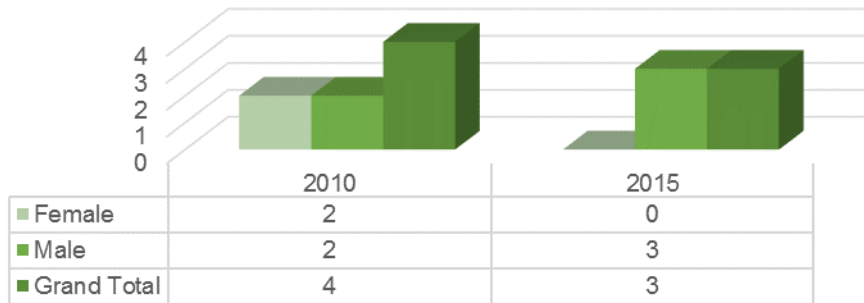
Cumulative Graduates Federated States of Micronesia - 2007 to Date							
Course	Funding Source						Total
	DFAT Subsidised		Total	Non-subsidised		Total	
	Female	Male		Female	Male		
Certificate III in Early Childhood Education and Care	2	2	4			0	4
Certificate III in Electrotechnology Electrician	0	1	1			0	1
Certificate III in Engineering – Mechanical Trade (Refrigeration and Air-Conditioning)	0	2	2			0	2
Grand Total:	2	5	7	0	0	0	7
Stage 2 Total:	0	3	3	0	0	0	3
Stage 1 Total:	2	2	4	0	0	0	4
Total for Both Stages:	2	5	7	0	0	0	7

Graduates Federated States of Micronesia - 2016							
Course	Funding Source						Total
	DFAT Subsidised		Total	Non-subsidised		Total	
	Female	Male		Female	Male		
Nil	0		0	0		0	0
Grand Total:	0	0	0	0	0	0	0

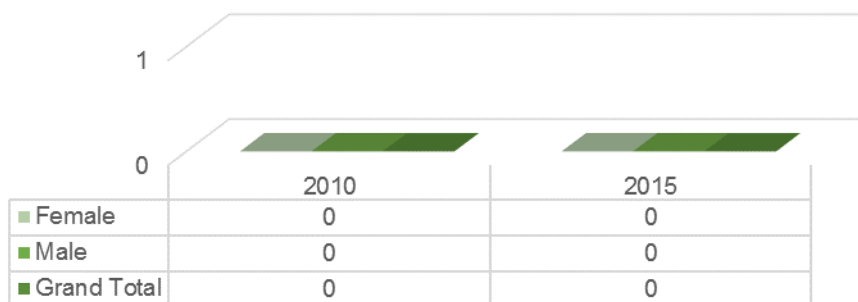
FSM Graduates by Year and Gender



DFAT Subsidised FSM Graduates by Year and Gender



Non-Subsidised FSM Graduates by Year and Gender



Migrations 2007 to date - Federated States of Micronesia Citizens	
Destination Country	Total
Nil	
Grand Total:	0

Stage 2 Total:	0
Stage 1 Total:	0
Total for Both Stages:	0

Non-Completions Federated States of Micronesia - 2007 to Date					
Course	Funding Source				Total
	DFAT Subsidised		Non-subsidised		
	Female	Male	Female	Male	
Nil					0
Grand Total:	0	0	0	0	0

Stage 2 Total:	0	0	0	0	0
Stage 1 Total:	0	0	0	0	0

Total for Both Stages:	0	0	0	0	0
-------------------------------	----------	----------	----------	----------	----------

Cumulative Deferrals Federated States of Micronesia - 2007 to Date			
Course	Female	Male	Total
Nil			0
Grand Total:	0	0	0

Stage 2 Total:	0	0	0
Stage 1 Total:	0	0	0

Total for Both Stages:	0	0	0
-------------------------------	----------	----------	----------

Cumulative Applications Kiribati - 2007 to Date							
Course	Funding Source						Total
	DFAT Subsidised		Total	Non-subsidised		Total	
	Female	Male		Female	Male		
Certificate III in Allied Health Assistance / Certificate III in Health Services Assistance	2	0	2			0	2
Certificate III in Applied Fashion Design and Technology	1	0	1			0	1
Certificate III in Carpentry	18	149	167			0	167
Certificate III in Commercial Cookery	63	22	85			0	85
Certificate III in Community Services Work	19	13	32			0	32
Certificate III in Disability	10	2	12			0	12
Certificate III in Early Childhood Education and Care	89	5	94			0	94
Certificate III in Electrotechnology Electrician	10	57	67			0	67
Certificate III in Engineering – Fabrication Trade	1	13	14			0	14
Certificate III in Engineering – Mechanical Trade (Diesel Fitting)	0	34	34			0	34
Certificate III in Engineering – Mechanical Trade (Fitting & Machining)	0	11	11			0	11
Certificate III in Engineering – Mechanical Trade (Refrigeration and Air-Conditioning)	2	29	31			0	31
Certificate III in Hairdressing	7	2	9			0	9
Certificate III in Home and Community Care / Certificate III in Aged Care	34	2	36			0	36
Certificate III in Hospitality	114	14	128			0	128
Certificate III in Hospitality (Lodge)	8	4	12			0	12
Certificate III in Individual Support	33	5	38			0	38
Certificate III in Light Vehicle Mechanical Technology	10	107	117			0	117
Certificate III in Painting and Decorating	40	11	51			0	51
Certificate III in Patisserie	6	2	8			0	8
Certificate III in Plumbing	3	15	18			0	18
Certificate III in Tourism	21	5	26			0	26
Certificate III in Wall and Floor Tiling	30	10	40			0	40
Certificate IV in Community Development	6	6	12			0	12
Certificate IV in Disability	1	0	1			0	1
Certificate IV in Hospitality	21	6	27			0	27
Certificate IV in Youth Work	28	11	39			0	39
Certificate IV Training and Assessment	11	9	20	15	56	71	91
Diploma of Children's Services	13	2	15				15
Diploma in Community Services Work	38	21	59			0	59
Course Not Stated	5	2	7			0	7
Grand Total:	644	569	1213	15	56	71	1284
Stage 2 Total:	382	358	740	11	49	60	800
Stage 1 Total:	262	211	473	4	7	11	484
Total for Both Stages	644	569	1213	15	56	71	1284

Applications Kiribati - 2016							
Course	Funding Source						Total
	DFAT Subsidised		Total	Non-subsidised		Total	
	Female	Male		Female	Male		
Certificate III in Allied Health Assistance / Certificate III in Health Services Assistance	1	0	1			0	1
Certificate III in Applied Fashion Design and Technology	1	0	1			0	1
Certificate III in Carpentry	1	7	8			0	8
Certificate III in Commercial Cookery	8	4	12			0	12
Certificate III in Community Services	4	1	5			0	5
Certificate III in Early Childhood Education and Care	8	0	8			0	8
Certificate III in Electrotechnology Electrician	0	2	2			0	2
Certificate III in Engineering – Mechanical Trade (Diesel Fitting)	0	1	1			0	1
Certificate III in Hospitality	22	2	24			0	24
Certificate III in Individual Support	33	5	38			0	38
Certificate III in Light Vehicle Mechanical Technology	2	5	7			0	7
Certificate III in Painting and Decorating	0	4	4			0	4
Certificate III in Plumbing	2	13	15			0	15
Certificate III in Tourism	2	1	3			0	3
Certificate IV in Community Development	2	2	4			0	4
Certificate IV in Disability	1	0	1			0	1
Certificate IV in Training and Assessment	0	1	1			0	1
Certificate IV in Youth Work	5	0	5			0	5
Diploma in Community Services Work	1	0	1			0	1
Grand Total:	93	48	141	0	0	0	141

Cumulative Enrolments Kiribati - 2007 to Date							
Course	Funding Source						Total
	DFAT Subsidised		Total	Non-subsidised		Total	
	Female	Male		Female	Male		
Certificate III in Carpentry	6	63	69			0	69
Certificate III in Commercial Cookery	10	7	17			0	17
Certificate III in Disability	1	0	1			0	1
Certificate III in Early Childhood Education and Care	15	2	17			0	17
Certificate III in Electrotechnology Electrician	3	12	15			0	15
Certificate III in Engineering – Fabrication Trade	1	3	4			0	4
Certificate III in Engineering – Mechanical Trade (Diesel Fitting)	0	19	19			0	19
Certificate III in Engineering – Mechanical Trade (Fitting & Machining)	0	5	5			0	5
Certificate III in Engineering – Mechanical Trade (Refrigeration and Air-Conditioning)	0	8	8			0	8
Certificate III in Hairdressing	2	0	2			0	2
Certificate III in Home and Community Care/Certificate III in Aged Care	11	1	12			0	12
Certificate III in Hospitality	25	2	27			0	27
Certificate III in Hospitality (Lodge)	2	0	2			0	2
Certificate III in Individual Support (Ageing, Home and Community)	19	5	24			0	24
Certificate III in Light Vehicle Mechanical Technology	5	40	45			0	45
Certificate III in Painting and Decorating	8	4	12			0	12
Certificate III in Plumbing	1	0	1			0	1
Certificate III in Tourism	1	1	2			0	2
Certificate III in Wall and Floor Tiling	16	1	17			0	17
Certificate IV in Community Development	1	1	2			0	2
Certificate IV in Hospitality	7	2	9			0	9
Certificate IV in Training and Assessment	1	0	1	12	54	66	67
Certificate IV in Youth Work	13	10	23			0	23
Diploma of Children's Services	1	0	1			0	1
Diploma of Community Services Work	9	13	22			0	22
Grand Total:	158	199	357	12	54	66	423

Stage 2 Total:	116	160	276	11	50	61	337
Stage 1 Total:	42	39	81	1	4	5	86

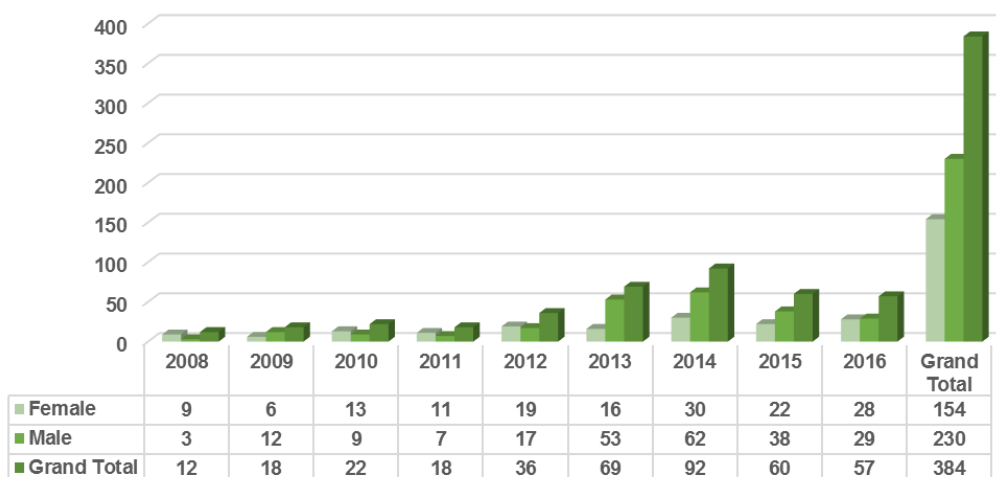
Total for Both Stages	158	199	357	12	54	66	423
------------------------------	------------	------------	------------	-----------	-----------	-----------	------------

Enrolments Kiribati - 2016							
Course	Funding Source						Total
	DFAT Subsidised		Total	Non-subsidised		Total	
	Female	Male		Female	Male		
Certificate III in Carpentry	0	7	7			0	7
Certificate III in Electrotechnology Electrician	0	7	7			0	7
Certificate III in Engineering - Mechanical Trade (Diesel Fitting)	0	5	5			0	5
Certificate III in Engineering - Mechanical Trade (Fitting and Machining)	0	1	1			0	1
Certificate III in Individual Support (Ageing, Home and Community)	19	5	24			0	24
Certificate III in Light Vehicle Mechanical Technology	2	4	6			0	6
Certificate III in Painting and Decorating	1	0	1			0	1
Certificate III in Wall and Floor Tiling	3	0	3			0	3
Certificate IV in Youth Work	6	1	7			0	7
Grand Total:	31	30	61	0	0	0	61

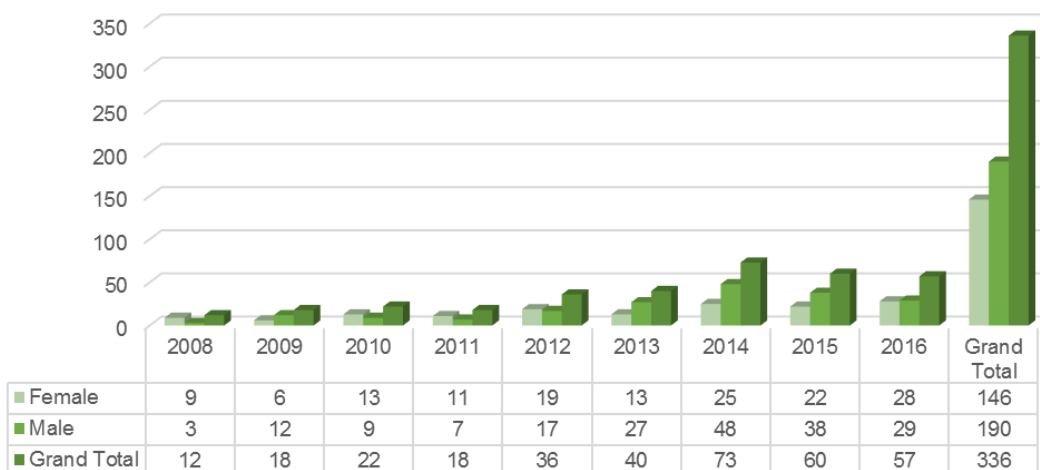
Cumulative Graduates Kiribati - 2007 to Date							
Course	Funding Source						Total
	DFAT Subsidised		Total	Non-subsidised		Total	
	Female	Male		Female	Male		
Certificate III in Carpentry	6	61	67			0	67
Certificate III in Commercial Cookery	9	6	15			0	15
Certificate III in Disability	1	0	1			0	1
Certificate III in Early Childhood Education and Care	14	2	16			0	16
Certificate III in Electrotechnology Electrician	3	12	15			0	15
Certificate III in Engineering – Fabrication Trade	1	3	4			0	4
Certificate III in Engineering – Mechanical Trade (Diesel Fitting)	0	19	19			0	19
Certificate III in Engineering – Mechanical Trade (Fitting & Machining)	0	5	5			0	5
Certificate III in Engineering – Mechanical Trade (Refrigeration and Air-Conditioning)	0	7	7			0	7
Certificate III in Hairdressing	2	0	2			0	2
Certificate III in Home and Community Care/Certificate III in Aged Care	10	1	11			0	11
Certificate III in Hospitality	22	1	23			0	23
Certificate III in Hospitality (Lodge)	2	0	2			0	2
Certificate III in Individual Support (Ageing, Home and Community)	17	5	22			0	22
Certificate III in Light Vehicle Mechanical Technology	5	37	42			0	42
Certificate III in Painting and Decorating	6	3	9			0	9
Certificate III in Plumbing	1	0	1			0	1
Certificate III in Tourism	1	1	2			0	2
Certificate III in Wall and Floor Tiling	15	1	16			0	16
Certificate IV in Community Development	1	1	2				2
Certificate IV in Hospitality	7	2	9			0	9
Certificate IV in Training and Assessment	1	0	1	8	40	48	49
Certificate IV in Youth Work	12	10	22			0	22
Diploma of Children's Services (Early Childhood Education and Care)	1	0	1			0	1
Diploma of Community Services Work	9	13	22			0	22
Grand Total:	146	190	336	8	40	48	384
Stage 2 Total:	110	160	270	8	40	48	318
Stage 1 Total:	36	30	66	0	0	0	66
Total for Both Stages:	146	190	336	8	40	48	384

Graduates Kiribati - 2016							
Course	Funding Source						Total
	DFAT Subsidised		Total	Non-subsidised		Total	
	Female	Male		Female	Male		
Certificate III in Carpentry	0	7	7			0	7
Certificate III in Electrotechnology Electrician	0	7	7			0	7
Certificate III in Engineering - Mechanical Trade (Diesel Fitting)	0	5	5			0	5
Certificate III in Engineering - Mechanical Trade (Fitting and Machining)	0	1	1			0	1
Certificate III in Individual Support (Ageing, Home and Community)	17	5	22			0	22
Certificate III in Light Vehicle Mechanical Technology	2	3	5			0	5
Certificate III in Painting and Decorating	1	0	1			0	1
Certificate III in Wall and Floor Tiling	3	0	3			0	3
Certificate IV in Youth Work	5	1	6			0	6
Grand Total:	28	29	57	0	0	0	57

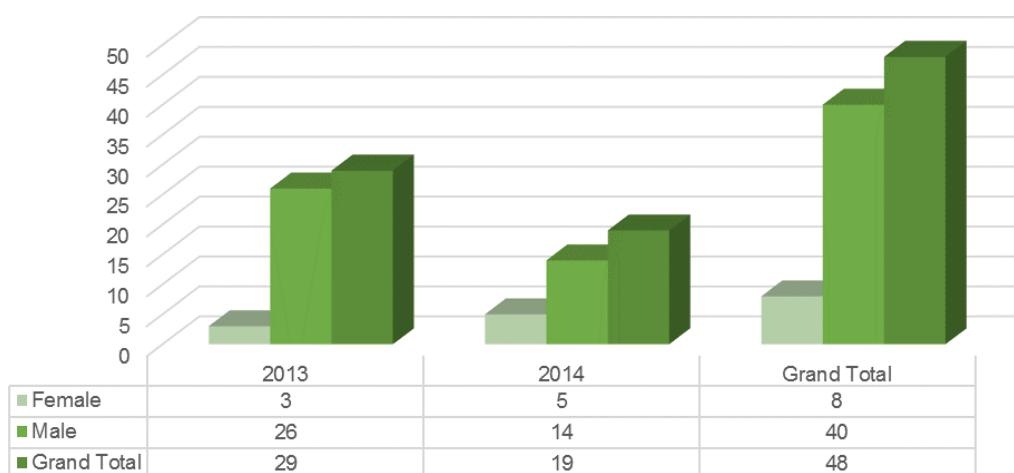
Kiribati Graduates by Year and Gender



DFAT Subsidised Graduates by Year and Gender



Non-Subsidised Graduates by Year and Gender



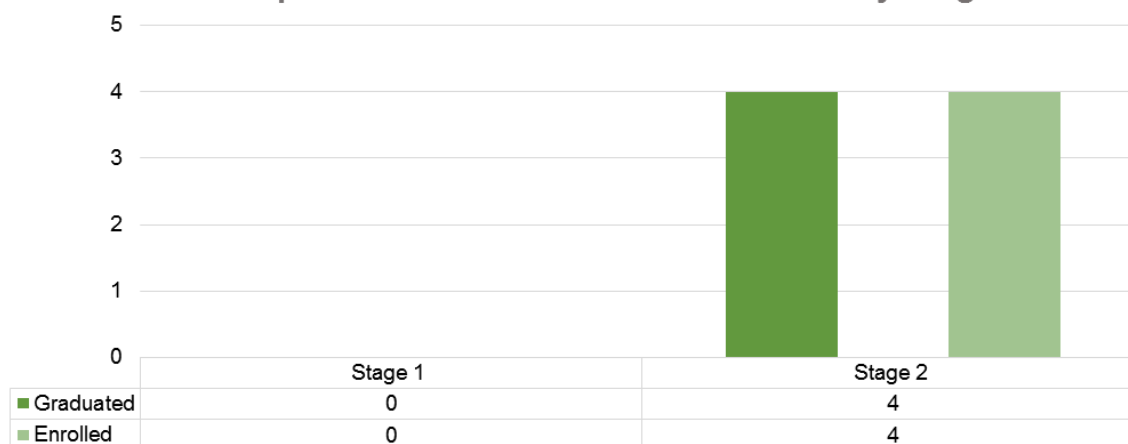
Migrations 2007 to date - Kiribati Citizens	
Destination Country	Total
Australia	2
Fiji	4
New Zealand	5
Grand Total:	11

Stage 2 Total:	4
Stage 1 Total:	7
Total for Both Stages:	11

Migrations 2007 to date - Kiribati Citizens by Course	
Course	Total
Certificate III in Commercial Cookery	1
Certificate III in Engineering - Mechanical Trade (Fitting and Machining)	1
Certificate III in Hospitality	4
Certificate III in Tourism	1
Certificate IV in Hospitality	1
Certificate IV in Training and Assessment	3
Grand Total:	11

Stage 2 Total:	4
Stage 1 Total:	7
Total for Both Stages:	11

Kiribati Special Needs Enrolments/Graduates by Stage



Non-Completions Kiribati - 2007 to Date					
Course	Funding Source				Total
	DFAT Subsidised		Non-subsidised		
	Female	Male	Female	Male	
Certificate III in Carpentry	0	2			2
Certificate III in Commercial Cookery	1	1			2
Certificate III in Early Childhood Education and Care	1	0			1
Certificate III in Engineering – Mechanical Trade (Refrigeration and Air-Conditioning)	0	1			1
Certificate III in Home and Community Care/Certificate III in Aged Care	1	0			1
Certificate III in Hospitality	3	1			4
Certificate III in Light Vehicle Mechanical Technology	0	2			2
Certificate III in Painting and Decorating	2	1			3
Certificate III in Wall and Floor Tiling	1	0			1
Certificate IV in Training and Assessment			4	14	18
Certificate IV in Youth Work	1	0			1
Grand Total:	10	8	4	14	36
Stage 2 Total:	5	5	3	10	23
Stage 1 Total:	5	3	1	4	13
Total for Both Stages:	10	8	4	14	36

Cumulative Deferrals Kiribati - 2007 to Date			
Course	Female	Male	Total
Certificate III in Electrotechnology Electrician	0	1	1
Certificate III in Hospitality	1	0	1
Certificate III in Individual Support	3	0	3
Grand Total:	4	1	5
Stage 2 Total:	4	1	5
Stage 1 Total:	0	0	0
Total for Both Stages:	4	1	5

Cumulative Applications Marshall Islands - 2007 to Date							
Course	Funding Source						Total
	DFAT Subsidised		Total	Non-subsidised		Total	
	Female	Male		Female	Male		
Certificate III in Carpentry	0	4	4			0	4
Certificate III in Commercial Cookery	1	0	1			0	1
Certificate III in Community Services Work	1	2	3			0	3
Certificate III in Disability	1	0	1			0	1
Certificate III in Early Childhood Education and Care	0	1	1			0	1
Certificate III in Electrotechnology Electrician	0	6	6			0	6
Certificate III in Engineering – Fabrication Trade	0	3	3			0	3
Certificate III in Engineering – Mechanical Trade (Diesel Fitting)	0	2	2			0	2
Certificate III in Engineering – Mechanical Trade (Refrigeration and Air-Conditioning)	0	8	8			0	8
Certificate III in Hospitality	2	3	5			0	5
Certificate III in Light Vehicle Mechanical Technology	0	11	11			0	11
Certificate III in Tourism	2	8	10			0	10
Certificate III in Wall and Floor Tiling	0	1	1			0	1
Certificate IV in Hospitality	0	1	1			0	1
Certificate IV in Youth Work	0	2	2			0	2
Certificate IV Training and Assessment	8	9	17	1	0	1	18
Diploma in Community Services Work	8	6	14			0	14
Grand Total:	23	67	90	1	0	1	91
Stage 2 Total:	5	33	38	1	0	1	39
Stage 1 Total:	18	34	52	0	0	0	52
Total for Both Stages:	23	67	90	1	0	1	91

Applications Marshall Islands - 2016							
Course	Funding Source						Total
	DFAT Subsidised		Total	Non-subsidised		Total	
	Female	Male		Female	Male		
Nil			0			0	0
Grand Total:	0	0	0	0	0	0	0

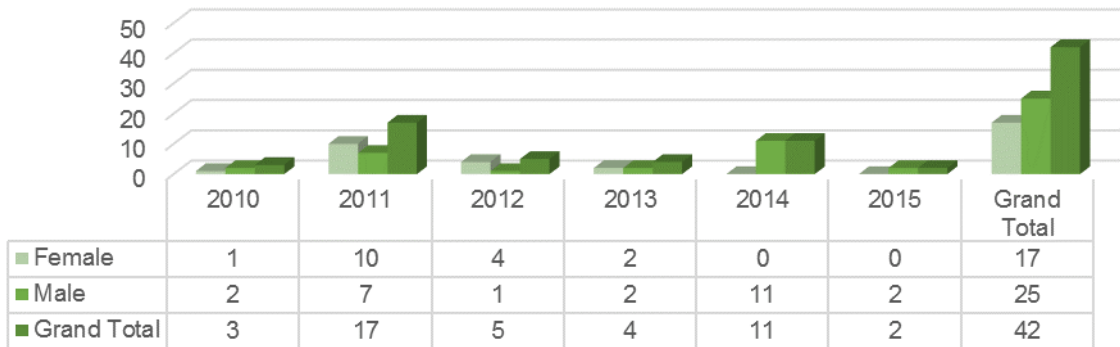
Cumulative Enrolments Marshall Islands - 2007 to Date							
Course	Funding Source						Total
	DFAT Subsidised		Total	Non-subsidised		Total	
	Female	Male		Female	Male		
Certificate III in Carpentry	0	1	1			0	1
Certificate III in Disability	1	0	1			0	1
Certificate III in Electrotechnology Electrician	0	1	1			0	1
Certificate III in Engineering – Mechanical Trade (Diesel Fitting)	0	2	2			0	2
Certificate III in Engineering – Mechanical Trade (Refrigeration and Air-Conditioning)	0	3	3			0	3
Certificate III in Hospitality	2	2	4			0	4
Certificate III in Light Vehicle Mechanical Technology	0	4	4			0	4
Certificate III in Tourism	0	1	1			0	1
Certificate IV in Training and Assessment	7	6	13			0	13
Certificate IV in Youth Work	2	3	5	1	0	1	6
Diploma of Community Services Work	4	4	8			0	8
Grand Total:	16	27	43	1	0	1	44
Stage 2 Total:	6	17	23	0	0	0	23
Stage 1 Total:	10	10	20	1	0	1	21
Total for Both Stages:	16	27	43	1	0	1	44

Enrolments Marshall Islands - 2016							
Course	Funding Source						Total
	DFAT Subsidised		Total	Non-subsidised		Total	
	Female	Male		Female	Male		
Nil			0			0	0
Grand Total:	0	0	0	0	0	0	0

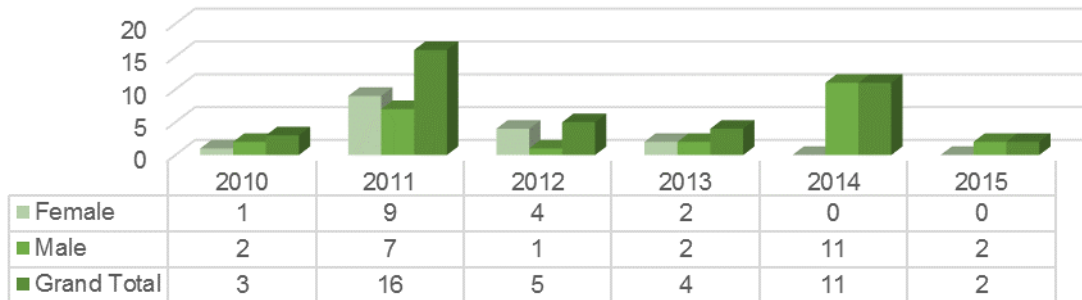
Cumulative Graduates Marshall Islands - 2007 to Date							
Course	Funding Source						Total
	DFAT Subsidised		Total	Non-subsidised		Total	
	Female	Male		Female	Male		
Certificate III in Carpentry	0	1	1			0	1
Certificate III in Disability	1	0	1			0	1
Certificate III in Electrotechnology Electrician	0	1	1			0	1
Certificate III in Engineering – Mechanical Trade (Diesel Fitting)	0	2	2			0	2
Certificate III in Engineering - Mechanical Trade (Refrigeration and Air Conditioning)	0	2	2			0	2
Certificate III in Hospitality	2	2	4			0	4
Certificate III in Light Vehicle Mechanical Technology	0	4	4			0	4
Certificate III in Tourism	0	1	1				1
Certificate IV in Training and Assessment	7	6	13	1	0	1	14
Certificate IV in Youth Work	2	3	5			0	5
Diploma of Community Services Work	4	3	7			0	7
Grand Total:	16	25	41	1	0	1	42
Stage 2 Total:	13	22	35	1	0	1	36
Stage 1 Total:	3	3	6	0	0	0	6
Total for Both Stages:	16	25	41	1	0	1	42

Graduates Marshall Islands - 2016							
Course	Funding Source						Total
	DFAT Subsidised		Total	Non-subsidised		Total	
	Female	Male		Female	Male		
Nil	0	0	0			0	0
Grand Total:	0	0	0	0	0	0	0

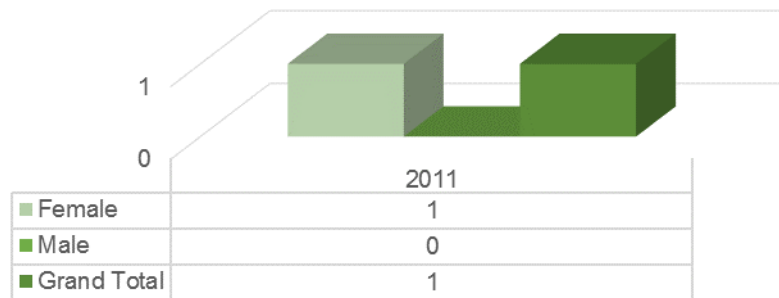
Marshall Is. Graduates by Year and Gender



DFAT Subsidised Marshall Is. Graduates by Year and Gender



Non-DFAT Subsidised Marshall Is. Graduates by Year and Gender



Migrations 2007 to date - Marshall Islands Citizens	
Destination Country	Total
Federated States of Micronesia	1
Hawaii	4
USA	2
Grand Total:	7

Stage 2 Total:	7
Stage 1 Total:	0
Total for Both Stages:	7

Migrations 2007 to date - Marshall Islands Citizens by Course	
APTC Course	Total
Certificate III in Disability	1
Certificate III in Hospitality	1
Certificate IV in Training and Assessment	3
Certificate IV in Youth Work	2
Grand Total:	7

Stage 2 Total:	7
Stage 1 Total:	0
Total for Both Stages:	7

Non-Completions Marshall Islands - 2007 to Date					
Course	Funding Source				Total
	DFAT Subsidised		Non-subsidised		
	Female	Male	Female	Male	
Certificate III in Engineering - Mechanical Trade (Refrigeration and Air Conditioning)	0	1			1
Diploma of Community Services Work	0	1			1
Grand Total:	0	2	0	0	2

Stage 2 Total:	0	1	0	0	1
Stage 1 Total:	0	1	0	0	1

Total for Both Stages:	0	2	0	0	2
-------------------------------	----------	----------	----------	----------	----------

Cumulative Deferrals Marshall Islands - 2007 to Date			
Course	Female	Male	Total
Nil			0
Grand Total:	0	0	0

Stage 2 Total:	0	0	0
Stage 1 Total:	0	0	0

Total for Both Stages:	0	0	0
-------------------------------	----------	----------	----------

Cumulative Applications Nauru - 2007 to Date							
Course	Funding Source						Total
	DFAT Subsidised		Total	Non-subsidised		Total	
	Female	Male		Female	Male		
Certificate III in Carpentry	0	27	27			0	27
Certificate III in Commercial Cookery	2	4	6			0	6
Certificate III in Disability	1	1	2			0	2
Certificate III in Early Childhood Education and Care	8	2	10			0	10
Certificate III in Electrotechnology Electrician	0	36	36			0	36
Certificate III in Engineering – Fabrication Trade	0	22	22			0	22
Certificate III in Engineering – Mechanical Trade (Diesel Fitting)	0	15	15			0	15
Certificate III in Engineering – Mechanical Trade (Fitting & Machining)	0	9	9			0	9
Certificate III in Engineering – Mechanical Trade (Refrigeration and Air-Conditioning)	0	6	6			0	6
Certificate III in Hairdressing	2	0	2				2
Certificate III in Hospitality	8	0	8			0	8
Certificate III in Individual Support	2	0	2			0	2
Certificate III in Light Vehicle Mechanical Technology	0	23	23			0	23
Certificate III in Patisserie	5	0	5			0	5
Certificate III in Painting and Decorating	2	0	2			0	2
Certificate III in Plumbing	0	2	2			0	2
Certificate III in Tourism	6	1	7			0	7
Certificate III in Wall and Floor Tiling	5	4	9			0	9
Certificate IV in Community Services	13	6	19			0	19
Certificate IV in Hospitality	4	0	4			0	4
Certificate IV in Leadership and Management	1	3	4			0	4
Certificate IV in Training and Assessment	10	7	17			0	17
Certificate IV in Youth Work	1	2	3			0	3
Diploma in Children's Services	6	0	6			0	6
Diploma in Community Services Work	12	3	15			0	15
Course Not Stated	2	0	2			0	2
Grand Total:	90	173	263	0	0	0	263
Stage 2 Total:	30	70	100	0	0	0	100
Stage 1 Total:	60	103	163	0	0	0	163
Total for Both Stages:	90	173	263	0	0	0	263

Applications Nauru - 2016							
Course	Funding Source						Total
	DFAT Subsidised		Total	Non-subsidised		Total	
	Female	Male		Female	Male		
Certificate III in Carpentry	0	10	10			0	10
Certificate III in Commercial Cookery	1	0	1			0	1
Certificate III in Electrotechnology Electrician	0	7	7			0	7
Certificate III in Engineering – Fabrication Trade	0	2	2			0	2
Certificate III in Engineering – Fitting & Machining	0	1	1			0	1
Certificate III in Engineering – Mechanical Trade (Diesel Fitting)	0	1	1			0	1
Certificate III in Engineering – Mechanical Trade (Diesel Fitting)	0	1	1			0	1
Certificate III in Individual Support	2	0	2			0	2
Certificate III in Light Vehicle Mechanical Technology	0	2	2			0	2
Certificate III in Plumbing	0	1	1			0	1
Certificate III in Tourism	1	1	2			0	2
Certificate III in Wall and Floor Tiling	0	1	1			0	1
Certificate IV in Community Services	13	6	19			0	19
Certificate IV in Leadership and Management	1	3	4			0	4
Grand Total:	18	35	53	0	0	0	53

Cumulative Enrolments Nauru - 2007 to Date							
Course	Funding Source						Total
	DFAT Subsidised		Total	Non-subsidised		Total	
	Female	Male		Female	Male		
Certificate III in Carpentry	0	5	5			0	5
Certificate III in Commercial Cookery	0	2	2			0	2
Certificate III in Disability	2	0	2			0	2
Certificate III in Early Childhood Education and Care	4	0	4			0	4
Certificate III in Engineering – Fabrication Trade	0	5	5			0	5
Certificate III in Engineering – Mechanical Trade (Diesel Fitting)	0	4	4			0	4
Certificate III in Engineering – Mechanical Trade (Fitting & Machining)	0	1	1				1
Certificate III in Engineering – Mechanical Trade (Refrigeration and Air-Conditioning)	0	2	2			0	2
Certificate III in Hospitality	3	0	3			0	3
Certificate III in Light Vehicle Mechanical Technology	0	6	6			0	6
Certificate III in Patisserie	3	0	3			0	3
Certificate III in Painting and Decorating	1	0	1			0	1
Certificate III in Plumbing	0	1	1			0	1
Certificate III in Tourism	1	0	1				1
Certificate III in Wall and Floor Tiling	2	0	2			0	2
Certificate IV in Hospitality	2	0	2			0	2
Certificate IV in Training and Assessment	8	7	15			0	15
Certificate IV in Youth Work	0	1	1			0	1
Diploma of Children's Services (Early Childhood Education and Care)	3	0	3			0	3
Diploma of Community Services Work	9	1	10				10
Grand Total:	38	35	73	0	0	0	73

Stage 2 Total:	21	16	37	0	0	0	37
Stage 1 Total:	17	19	36	0	0	0	36

Total for Both Stages:	38	35	73	0	0	0	73
-------------------------------	-----------	-----------	-----------	----------	----------	----------	-----------

Enrolments Nauru - 2016							
Course	Funding Source						Total
	DFAT Subsidised		Total	Non-subsidised		Total	
	Female	Male		Female	Male		
Nil			0			0	0
Grand Total:	0	0	0	0	0	0	0

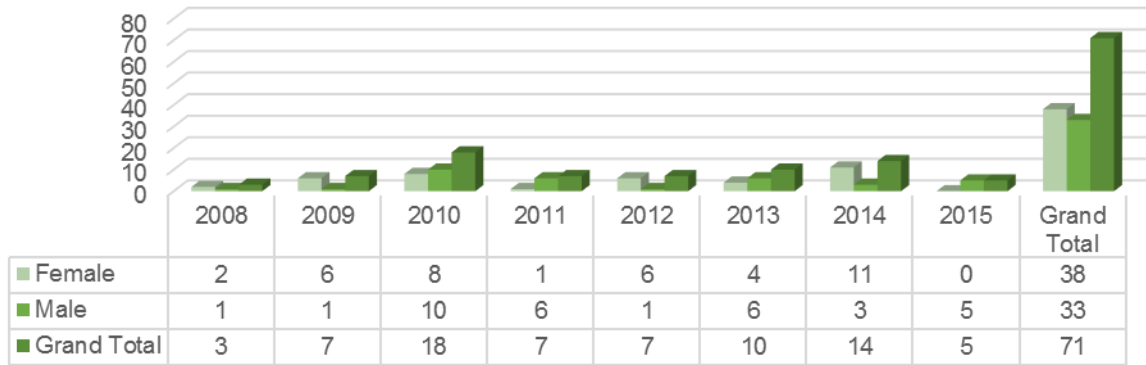
Cumulative Graduates Nauru - 2007 to Date							
Course	Funding Source						Total
	DFAT Subsidised		Total	Non-subsidised		Total	
	Female	Male		Female	Male		
Certificate III in Carpentry	0	5	5			0	5
Certificate III in Commercial Cookery	0	2	2			0	2
Certificate III in Disability	2	0	2			0	2
Certificate III in Early Childhood Education and Care	4	0	4			0	4
Certificate III in Engineering – Fabrication Trade	0	5	5			0	5
Certificate III in Engineering – Mechanical Trade (Diesel Fitting)	0	4	4			0	4
Certificate III in Engineering – Mechanical Trade (Fitting & Machining)	0	1	1			0	1
Certificate III in Engineering – Mechanical Trade (Refrigeration and Air Conditioning)	0	2	2			0	2
Certificate III in Hospitality	3	0	3			0	3
Certificate III in Light Vehicle Mechanical Technology	0	4	4			0	4
Certificate III in Patisserie	3	0	3			0	3
Certificate III in Painting and Decorating	1	0	1			0	1
Certificate III in Plumbing	0	1	1			0	1
Certificate III in Tourism	1	0	1			0	1
Certificate III in Wall and Floor Tiling	2	0	2			0	2
Certificate IV in Hospitality	2	0	2			0	2
Certificate IV in Training and Assessment	8	7	15			0	15
Certificate IV in Youth Work	0	1	1			0	1
Diploma of Children's Services (Early Childhood Education and Care)	3	0	3			0	3
Diploma of Community Services Work	9	1	10			0	10
Grand Total:	38	33	71	0	0	0	71

Stage 2 Total:	21	16	37	0	0	0	37
Stage 1 Total:	17	17	34	0	0	0	34

Total for Both Stages:	38	33	71	0	0	0	71
-------------------------------	-----------	-----------	-----------	----------	----------	----------	-----------

Graduates Nauru - 2016							
Course	Funding Source						Total
	DFAT Subsidised		Total	Non-subsidised		Total	
	Female	Male		Female	Male		
Nil			0			0	0
Grand Total:	0	0	0	0	0	0	0

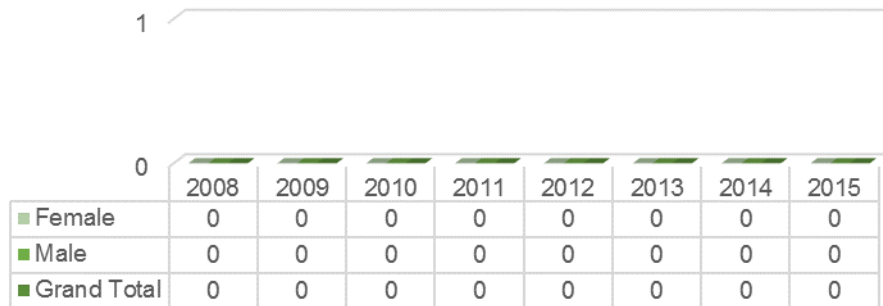
Nauru Graduates by Year and Gender



DFAT Subsidised Nauru Graduates by Year and Gender



Non-DFAT Subsidised Nauru Graduates by Year and Gender



Migrations 2007 to date - Nauru Citizens	
Destination Country	Total
Nil	
Grand Total:	0

Stage 2 Total:	0
Stage 1 Total:	0
Total for Both Stages:	0

Nauru Special Needs Enrolments/Graduates by Stage

1

0

	Stage 1	Stage 2
■ Graduated	0	0
■ Enrolled	0	0

Non-Completions Nauru - 2007 to Date					
Course	Funding Source				Total
	DFAT Subsidised		Non-subsidised		
	Female	Male	Female	Male	
Certificate III in Light Vehicle Mechanical Technology	0	2			2
Grand Total:	0	2	0	0	2
Stage 2 Total:	0	2	0	0	2
Stage 1 Total:	0	0	0	0	0
Total for Both Stages:	0	2	0	0	2

Cumulative Deferrals Nauru - 2007 to Date			
Course	Female	Male	Total
Nil			0
Grand Total:	0	0	0
Stage 2 Total:	0	0	0
Stage 1 Total:	0	0	0
Total for Both Stages:	0	0	0

Cumulative Applications Niue - 2007 to Date							
Course	Funding Source						Total
	DFAT Subsidised		Total	Non-subsidised		Total	
	Female	Male		Female	Male		
Certificate III in Carpentry	0	4	4			0	4
Certificate III in Commercial Cookery	3	2	5			0	5
Certificate III in Early Childhood Education and Care	2	0	2			0	2
Certificate III in Electrotechnology Electrician	0	4	4			0	4
Certificate III in Engineering – Fabrication Trade	0	2	2			0	2
Certificate III in Engineering – Mechanical Trade (Diesel Fitting)	0	5	5			0	5
Certificate III in Engineering – Mechanical Trade (Fitting & Machining)	0	1	1			0	1
Certificate III in Engineering – Mechanical Trade (Refrigeration and Air-Conditioning)	0	1	1			0	1
Certificate III in Hospitality	1	0	1			0	1
Certificate III in Light Vehicle Mechanical Technology	0	1	1			0	1
Certificate III in Plumbing	0	7	7			0	7
Certificate III in Tourism	1	0	1			0	1
Certificate IV in Hospitality	1	0	1			0	1
Diploma in Children's Services	2	0	2			0	2
Grand Total:	10	27	37	0	0	0	37

Stage 2 Total:	8	7	15	0	0	0	15
Stage 1 Total:	2	20	22	0	0	0	22

Total for Both Stages:	10	27	37	0	0	0	37
-------------------------------	-----------	-----------	-----------	----------	----------	----------	-----------

Applications Niue - 2016							
Course	Funding Source						Total
	DFAT Subsidised		Total	Non-subsidised		Total	
	Female	Male		Female	Male		
Nil			0			0	0
Grand Total:	0	0	0	0	0	0	0

Cumulative Enrolments Niue - 2007 to Date							
Course	Funding Source						Total
	DFAT Subsidised		Total	Non-subsidised		Total	
	Female	Male		Female	Male		
Certificate III in Carpentry	0	1	1			0	1
Certificate III in Commercial Cookery	4	1	5			0	5
Certificate III in Early Childhood Education and Care	2	0	2			0	2
Certificate III in Electrotechnology Electrician	0	4	4			0	4
Certificate III in Engineering – Fabrication Trade	0	2	2			0	2
Certificate III in Engineering – Mechanical Trade (Diesel Fitting)	0	2	2			0	2
Certificate III in Light Vehicle Mechanical Technology	0	1	1			0	1
Certificate III in Plumbing	0	4	4			0	4
Grand Total:	6	15	21	0	0	0	21
Stage 2 Total:	5	6	11	0	0	0	11
Stage 1 Total:	1	9	10	0	0	0	10

Total for Both Stages:	6	15	21	0	0	0	21
-------------------------------	----------	-----------	-----------	----------	----------	----------	-----------

Enrolments Niue - 2016							
Course	Funding Source						Total
	DFAT Subsidised		Total	Non-subsidised		Total	
	Female	Male		Female	Male		
Nil			0			0	0
Grand Total:	0	0	0	0	0	0	0

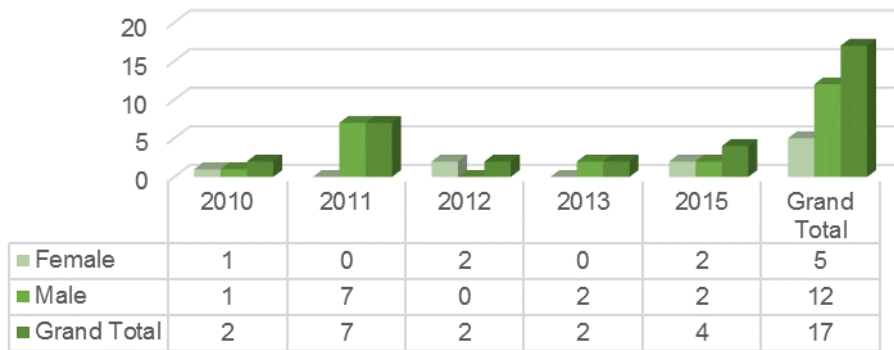
Cumulative Graduates Niue - 2007 to Date							
Course	Funding Source						Total
	DFAT Subsidised		Total	Non-subsidised		Total	
	Female	Male		Female	Male		
Certificate III in Carpentry	0	1	1			0	1
Certificate III in Commercial Cookery	3	1	4			0	4
Certificate III in Early Childhood Education and Care	2	0	2			0	2
Certificate III in Electrotechnology Electrician	0	1	1			0	1
Certificate III in Engineering – Fabrication Trade	0	2	2			0	2
Certificate III in Engineering – Mechanical Trade (Diesel Fitting)	0	2	2			0	2
Certificate III in Light Vehicle Mechanical Technology	0	1	1			0	1
Certificate III in Plumbing	0	4	4			0	4
Grand Total:	5	12	17	0	0	0	17

Stage 2 Total:	4	4	8	0	0	0	8
Stage 1 Total:	1	8	9	0	0	0	9

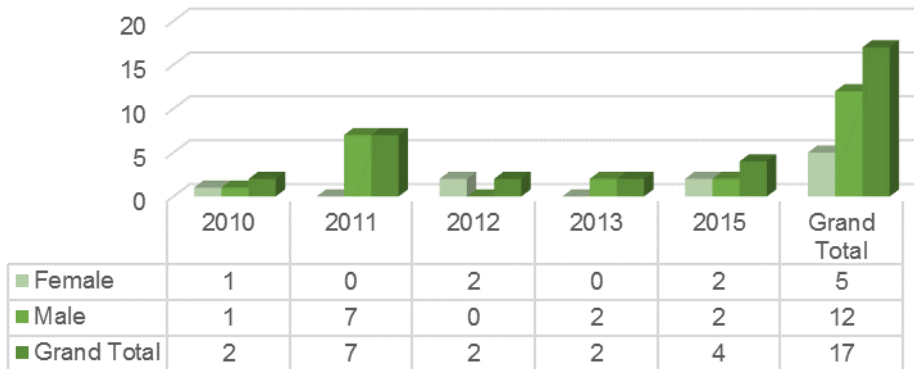
Total for Both Stages:	5	12	17	0	0	0	17
-------------------------------	----------	-----------	-----------	----------	----------	----------	-----------

Graduates Niue - 2016							
Course	Funding Source						Total
	DFAT Subsidised		Total	Non-subsidised		Total	
	Female	Male		Female	Male		
Nil	0	0	0			0	0
Grand Total:	0	0	0	0	0	0	0

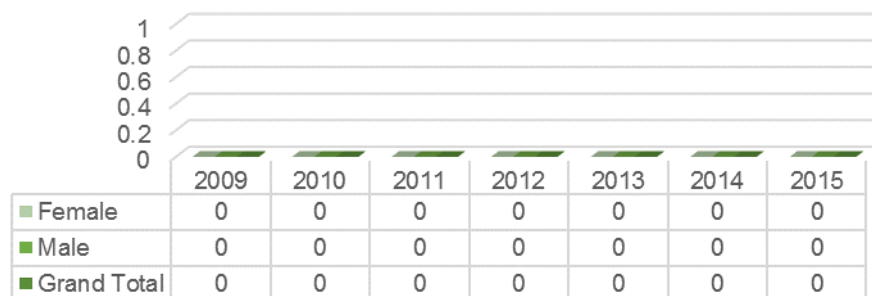
Niue Graduates by Year and Gender



DFAT Subsidised Niue Graduates by Year and Gender



Non-DFAT Subsidised Niue Graduates by Year and Gender



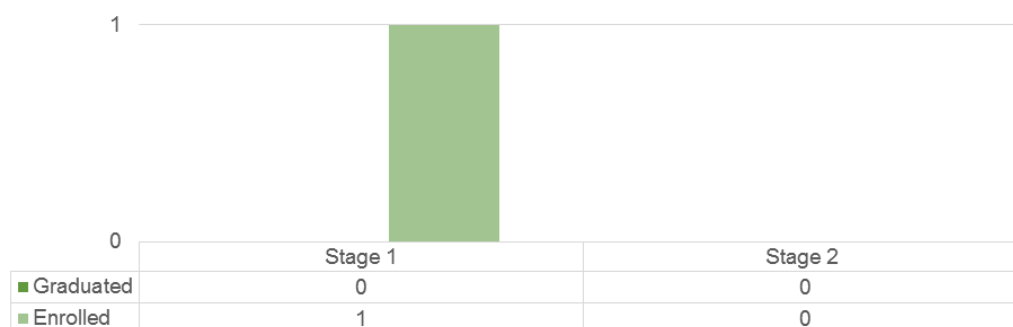
Migrations 2007 to date - Niue Citizens	
Destination Country	Total
New Zealand	1
Grand Total:	1

Stage 2 Total:	1
Stage 1 Total:	0
Total for Both Stages:	1

Migrations 2007 to date - Niue Citizens by Course	
Course	Total
Certificate III in Commercial Cookery	1
Grand Total:	1

Stage 2 Total:	1
Stage 1 Total:	0
Total for Both Stages:	1

Special Needs Enrolments/Graduates by Stage



Non-Completions Niue - 2007 to Date					
Course	Funding Source				Total
	DFAT Subsidised		Non-subsidised		
	Female	Male	Female	Male	
Certificate III in Commercial Cookery	1	0			1
Certificate III in Electrotechnology Electrician	0	3			3
Grand Total:	1	3	0	0	4

Stage 2 Total:	1	2	0	0	3
Stage 1 Total:	0	1	0	0	1

Total for Both Stages:	1	3	0	0	4
-------------------------------	----------	----------	----------	----------	----------

Cumulative Deferrals Niue - 2007 to Date			
Course	Female	Male	Total
Nil			0
Grand Total:	0	0	0

Stage 2 Total:	0	0	0
Stage 1 Total:	0	0	0

Total for Both Stages:	0	0	0
-------------------------------	----------	----------	----------

Cumulative Applications Palau - 2007 to Date							
Course	Funding Source						Total
	DFAT Subsidised		Total	Non-subsidised		Total	
	Female	Male		Female	Male		
Certificate III in Engineering – Mechanical Trade (Refrigeration and Air-Conditioning)	0	2	2			0	2
Certificate III in Hairdressing	1	0	1			0	1
Certificate III in Hospitality	1	2	3			0	3
Certificate III in Hospitality (Lodge)	3	0	3	12	6	18	21
Certificate III in Tourism	1	2	3			0	3
Certificate IV in Hospitality	2	0	2			0	2
Diploma in Community Services Work	2	0	2			0	2
Diploma of Hospitality	2	4	6			0	6
Course Not Stated	1	0	1			0	1
Grand Total:	13	10	23	12	6	18	41

Stage 2 Total:	5	6	11	12	6	18	29
Stage 1 Total:	8	4	12	0	0	0	12

Total for Both Stages:	13	10	23	12	6	18	41
-------------------------------	-----------	-----------	-----------	-----------	----------	-----------	-----------

Applications Palau - 2016							
Course	Funding Source						Total
	DFAT Subsidised		Total	Non-subsidised		Total	
	Female	Male		Female	Male		
None			0			0	0
Grand Total:	0	0	0	0	0	0	0

Cumulative Enrolments Palau - 2007 to Date							
Course	Funding Source						Total
	DFAT Subsidised		Total	Non-subsidised		Total	
	Female	Male		Female	Male		
Certificate III in Engineering – Mechanical Trade (Refrigeration and Air-Conditioning)	0	1	1			0	1
Certificate III in Hospitality	1	0	1	11	6	17	18
Certificate III in Tourism	1	1	2			0	2
Certificate IV in Hospitality	1	1	2			0	2
Diploma of Community Services Work	2	0	2			0	2
Diploma of Hospitality	2	4	6			0	6
Grand Total:	7	7	14	11	6	17	31

Stage 2 Total:	3	5	8	11	6	17	25
Stage 1 Total:	4	2	6	0	0	0	6

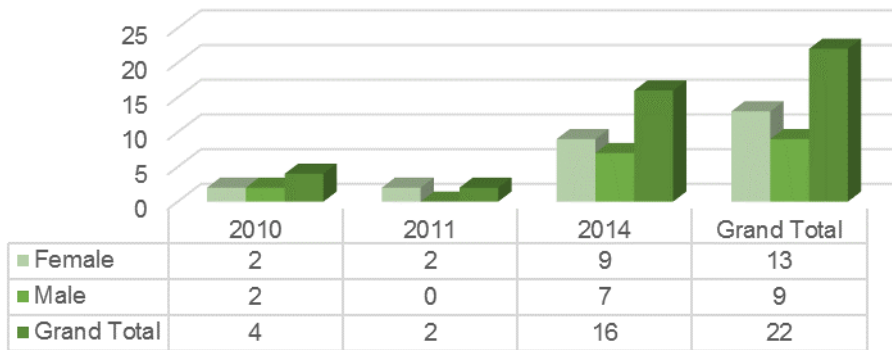
Total for Both Stages	7	7	14	11	6	17	31
------------------------------	----------	----------	-----------	-----------	----------	-----------	-----------

Current Enrolments Palau - 2016							
Course	Funding Source						Total
	DFAT Subsidised		Total	Non-subsidised		Total	
	Female	Male		Female	Male		
Nil			0			0	0
Grand Total:	0	0	0	0	0	0	0

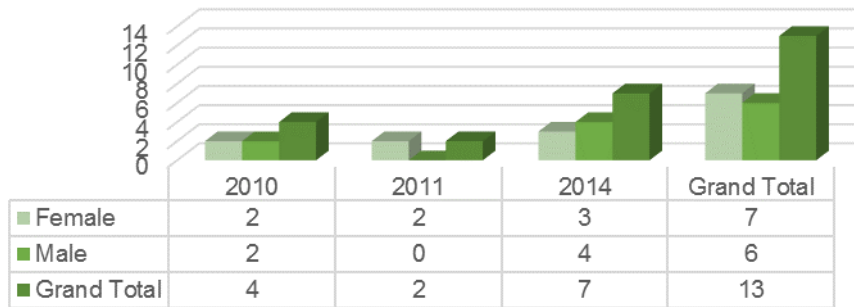
Cumulative Graduates Palau - 2007 to Date							
Course	Funding Source						Total
	DFAT Subsidised		Total	Non-subsidised		Total	
	Female	Male		Female	Male		
Certificate III in Hospitality	1	0	1	6	3	9	10
Certificate III in Tourism	1	1	2			0	2
Certificate IV in Hospitality	1	1	2			0	2
Diploma of Community Services Work	2	0	2			0	2
Diploma of Hospitality	2	4	6			0	6
Grand Total:	7	6	13	6	3	9	22
Stage 2 Total:	3	4	7	6	3	9	16
Stage 1 Total:	4	2	6	0	0	0	6
Total for Both Stages:	7	6	13	6	3	9	22

Graduates Palau - 2016 Calendar Year to Date							
Course	Funding Source						Total
	DFAT Subsidised		Total	Non-subsidised		Total	
	Female	Male		Female	Male		
Nil	0	0	0			0	0
Grand Total:	0	0	0	0	0	0	0

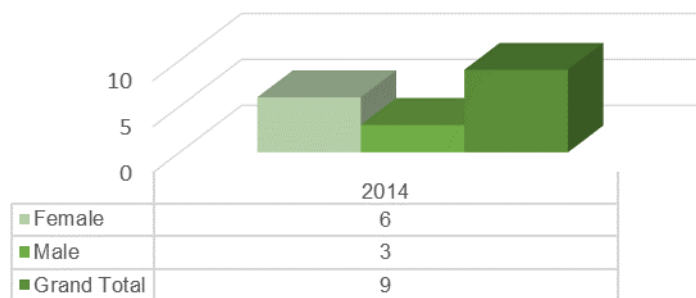
Palau Graduates by Year and Gender



DFAT Subsidised Palau Graduates by Year and Gender



Non-DFAT Subsidised Palau Graduates by Year and Gender



Migrations 2007 to date - Palau Citizens	
Destination Country	Total
Nil	0
Total for Both Stages:	
	0

Special Needs Enrolments/Graduates by Stage

	Stage 1	Stage 2
■ Graduated	0	0
■ Enrolled	0	0

Non-Completions Palau - 2007 to Date					
Course	Funding Source				Total
	DFAT Subsidised		Non-subsidised		
	Female	Male	Female	Male	
Certificate III in Engineering – Mechanical Trade (Refrigeration and Air-Conditioning)	0	1			1
Certificate III in Hospitality			5	3	8
Grand Total:	0	1	5	3	9

Stage 2 Total:	0	1	5	3	9
Stage 1 Total:	0	0	0	0	0

Total for Both Stages:	0	1	5	3	9
-------------------------------	----------	----------	----------	----------	----------

Cumulative Deferrals Palau - 2007 to Date				
Course	Female	Male	Total	
Nil			0	
Total for Both Stages:	0	0	0	

Cumulative Applications Tonga - 2007 to Date							
Course	Funding Source						Total
	DFAT Subsidised		Total	Non-subsidised		Total	
	Female	Male		Female	Male		
Certificate III in Air-conditioning and Refrigeration	0	2	2			0	2
Certificate III in Allied Health Assistance / Certificate III in Health Services Assistance	4	0	4			0	4
Certificate III in Carpentry	2	48	50			0	50
Certificate III in Commercial Cookery	82	66	148			0	148
Certificate III in Community Services Work	5	0	5			0	5
Certificate III in Disability	8	2	10			0	10
Certificate III in Early Childhood Education and Care	55	3	58			0	58
Certificate III in Electrotechnology Electrician	4	36	40			0	40
Certificate III in Engineering – Fabrication Trade	0	39	39			0	39
Certificate III in Engineering – Mechanical Trade (Diesel Fitting)	0	22	22			0	22
Certificate III in Engineering – Mechanical Trade (Fitting & Machining)	0	15	15			0	15
Certificate III in Engineering – Mechanical Trade (Refrigeration and Air-Conditioning)	0	15	15			0	15
Certificate III in Hairdressing	15	10	25			0	25
Certificate III in Home and Community Care / Certificate III in Aged Care	21	8	29			0	29
Certificate III in Hospitality	57	10	67			0	67
Certificate III in Hospitality (Catering Operations)	0	1	1			0	1
Certificate III in Hospitality (Lodge)	4	3	7			0	7
Certificate III in Light Vehicle Mechanical Technology	1	53	54			0	54
Certificate III in Painting and Decorating	1	5	6			0	6
Certificate III in Patisserie	13	5	18			0	18
Certificate III in Plumbing	0	21	21			0	21
Certificate III in Tourism	79	12	91			0	91
Certificate III in Wall and Floor Tiling	0	13	13			0	13
Certificate IV in Disability	1	1	2			0	2
Certificate IV in Hospitality	3	1	4			0	4
Certificate IV in Youth Work	2	2	4			0	4
Certificate IV Training and Assessment	18	14	32	35	54	89	121
Diploma of Children's Services (Early Childhood Education and Care)	17	0	17			0	17
Diploma of Community Services Work	25	4	29			0	29
Course Not Stated	4	2	6			0	6
Grand Total:	421	413	834	35	54	89	923

Stage 2 Total:	136	211	347	25	31	56	403
Stage 1 Total:	285	202	487	10	23	33	520

Total for Both Stages	421	413	834	35	54	89	923
------------------------------	------------	------------	------------	-----------	-----------	-----------	------------

Applications Tonga - 2016							
Course	Funding Source						Total
	DFAT Subsidised		Total	Non-subsidised		Total	
	Female	Male		Female	Male		
Certificate III in Air-conditioning and Refrigeration	0	2	2			0	2
Certificate III in Allied Health Assistance / Certificate III in Health Services Assistance	3	0	3			0	3
Certificate III in Carpentry	0	3	3			0	3
Certificate III in Commercial Cookery	3	2	5			0	5
Certificate III in Early Childhood Education and Care	1	0	1			0	1
Certificate III in Electrotechnology Electrician	0	4	4			0	4
Certificate III in Engineering – Fabrication Trade	0	2	2			0	2
Certificate III in Hospitality	1	0	1			0	1
Certificate III in Light Vehicle Mechanical Technology	1	6	7			0	7
Certificate III in Plumbing	0	1	1			0	1
Certificate III in Tourism	2	0	2			0	2
Certificate IV in Training and Assessment	1	0	1			0	1
Grand Total:	12	20	32	0	0	0	32

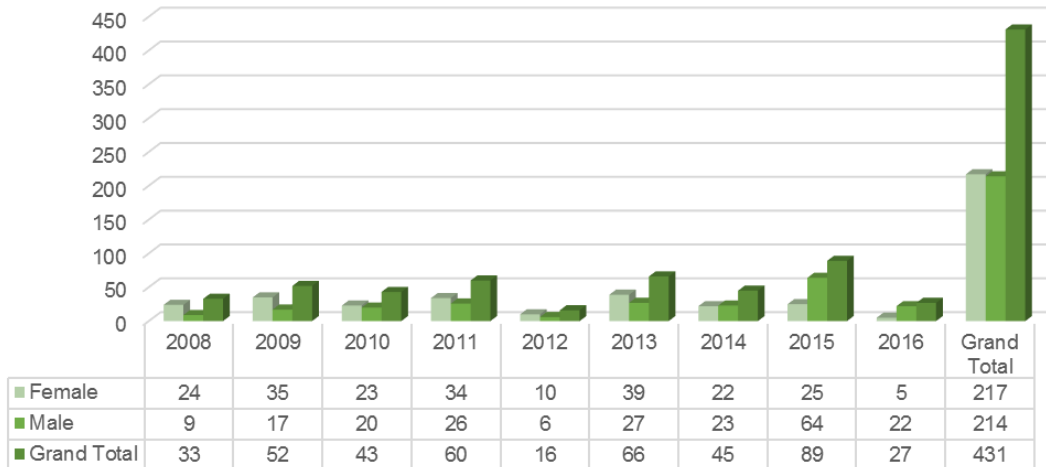
Cumulative Enrolments Tonga - 2007 to Date							
Course	Funding Source						Total
	DFAT Subsidised		Total	Non-subsidised		Total	
	Female	Male		Female	Male		
Certificate III in Carpentry	0	19	19			0	19
Certificate III in Commercial Cookery	33	27	60			0	60
Certificate III in Community Services Work	2	0	2			0	2
Certificate III in Disability	5	1	6			0	6
Certificate III in Early Childhood Education and Care	31	0	31			0	31
Certificate III in Electrotechnology Electrician	2	8	10			0	10
Certificate III in Engineering – Fabrication Trade	0	25	25			0	25
Certificate III in Engineering – Mechanical Trade (Diesel Fitting)	0	8	8			0	8
Certificate III in Engineering – Mechanical Trade (Fitting & Machining)	0	3	3			0	3
Certificate III in Engineering – Mechanical Trade (Refrigeration and Air-Conditioning)	0	11	11			0	11
Certificate III in Hairdressing	7	3	10			0	10
Certificate III in Home and Community Care / Certificate III in Aged Care	16	4	20			0	20
Certificate III in Hospitality	27	5	32			0	32
Certificate III in Hospitality (Lodge)	1	0	1			0	1
Certificate III in Light Vehicle Mechanical Technology	0	23	23			0	23
Certificate III in Painting and Decorating	0	3	3			0	3
Certificate III in Patisserie	0	1	1			0	1
Certificate III in Plumbing	0	7	7			0	7
Certificate III in Tourism	38	9	47			0	47
Certificate III in Wall and Floor Tiling	0	7	7			0	7
Certificate IV in Hospitality	1	0	1			0	1
Certificate IV in Training and Assessment	9	5	14	44	59	103	117
Certificate IV in Youth Work	2	2	4			0	4
Diploma of Children's Services (Early Childhood Education and Care)	7	0	7			0	7
Diploma of Community Services Work	3	0	3			0	3
Grand Total:	184	171	355	44	59	103	458
Stage 2 Total:	76	112	188	37	50	87	275
Stage 1 Total:	108	59	167	7	9	16	183
Total for Both Stages:	184	171	355	44	59	103	458

Enrolments Tonga - 2016							
Course	Funding Source						Total
	DFAT Subsidised		Total	Non-subsidised		Total	
	Female	Male		Female	Male		
Certificate III in Carpentry	0	3	3			0	3
Certificate III in Commercial Cookery	1	0	1			0	1
Certificate III in Electrotechnology Electrician	1	1	2			0	2
Certificate III in Engineering – Fabrication Trade	0	9	9			0	9
Certificate III in Engineering - Mechanical Trade (Diesel Fitting)	0	1	1			0	1
Certificate III in Hospitality	0	1	1			0	1
Certificate III in Light Vehicle Mechanical Technology	0	2	2			0	2
Certificate III in Painting and Decorating	0	1	1			0	1
Certificate III in Plumbing	0	1	1			0	1
Certificate III in Tourism	1	0	1			0	1
Certificate III in Wall and Floor Tiling	0	2	2			0	2
Certificate IV in Training and Assessment	1	0	1	0	0	0	1
Grand Total:	4	21	25	0	0	0	25

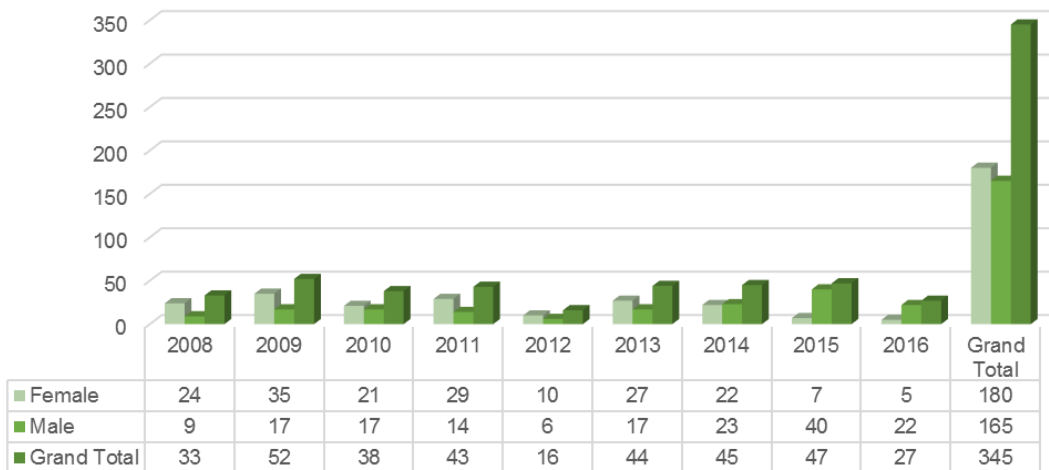
Cumulative Graduates Tonga - 2007 to Date							
Course	Funding Source						Total
	DFAT Subsidised		Total	Non-subsidised		Total	
	Female	Male		Female	Male		
Certificate III in Carpentry	0	19	19			0	19
Certificate III in Commercial Cookery	33	26	59			0	59
Certificate III in Community Services Work	2	0	2			0	2
Certificate III in Disability	5	1	6			0	6
Certificate III in Early Childhood Education and Care	30	0	30			0	30
Certificate III in Electrotechnology Electrician	2	6	8			0	8
Certificate III in Engineering – Fabrication Trade	0	25	25			0	25
Certificate III in Engineering – Mechanical Trade (Diesel Fitting)	0	8	8			0	8
Certificate III in Engineering – Mechanical Trade (Fitting & Machining)	0	3	3			0	3
Certificate III in Engineering – Mechanical Trade (Refrigeration and Air-Conditioning)	0	11	11			0	11
Certificate III in Hairdressing	7	3	10			0	10
Certificate III in Home and Community Care / Certificate III in Aged Care	16	4	20			0	20
Certificate III in Hospitality	25	5	30			0	30
Certificate III in Hospitality (Lodge)	1	0	1			0	1
Certificate III in Light Vehicle Mechanical Technology	0	21	21			0	21
Certificate III in Painting and Decorating	0	3	3			0	3
Certificate III in Patisserie	0	1	1			0	1
Certificate III in Plumbing	0	6	6			0	6
Certificate III in Tourism	38	9	47			0	47
Certificate III in Wall and Floor Tiling	0	7	7			0	7
Certificate IV in Hospitality	1	0	1			0	1
Certificate IV in Training and Assessment	9	5	14	37	49	86	100
Certificate IV in Youth Work	1	2	3			0	3
Diploma of Children's Services (Early Childhood Education and Care)	7	0	7			0	7
Diploma of Community Services Work	3	0	3			0	3
Grand Total:	180	165	345	37	49	86	431
Stage 2 Total:	74	109	183	34	45	79	262
Stage 1 Total:	106	56	162	3	4	7	169
Total for Both Stages:	180	165	345	37	49	86	431

Graduates Tonga - 2016							
Course	Funding Source						Total
	DFAT Subsidised		Total	Non-subsidised		Total	
	Female	Male		Female	Male		
Certificate III in Carpentry	0	3	3			0	3
Certificate III in Commercial Cookery	1	0	1			0	1
Certificate III in Electrotechnology Electrician	1	1	2			0	2
Certificate III in Engineering - Fabrication Trade	0	9	9			0	9
Certificate III in Engineering - Mechanical Trade (Diesel Fitting)	0	1	1			0	1
Certificate III in Hospitality	1	1	2			0	2
Certificate III in Light Vehicle Mechanical Technology	0	2	2			0	2
Certificate III in Painting and Decorating	0	1	1			0	1
Certificate III in Plumbing	0	2	2			0	2
Certificate III in Tourism	1	0	1			0	1
Certificate III in Wall and Floor Tiling	0	2	2			0	2
Certificate IV in Training and Assessment	1	0	1			0	1
Grand Total:	5	22	27	0	0	0	27

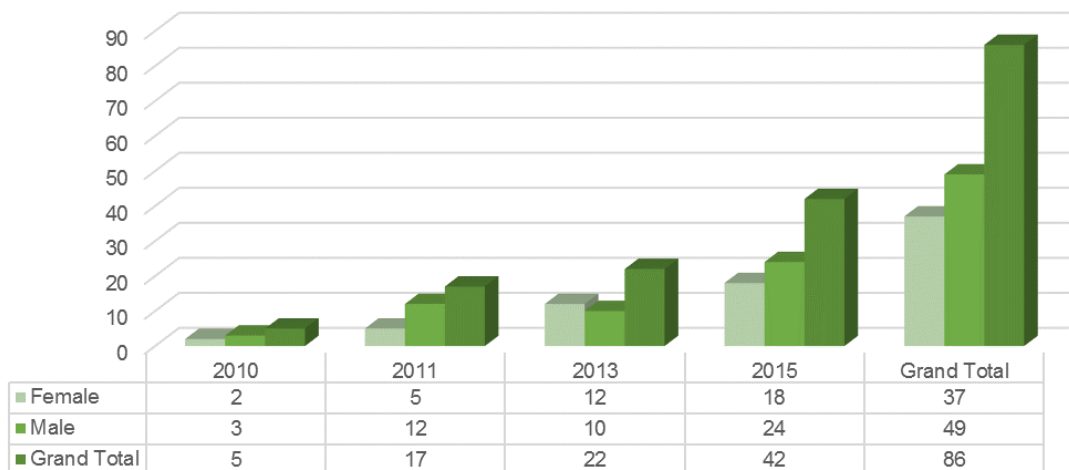
Tonga Graduates by Year and Gender



DFAT Subsidised Tonga Graduates by Year and Gender

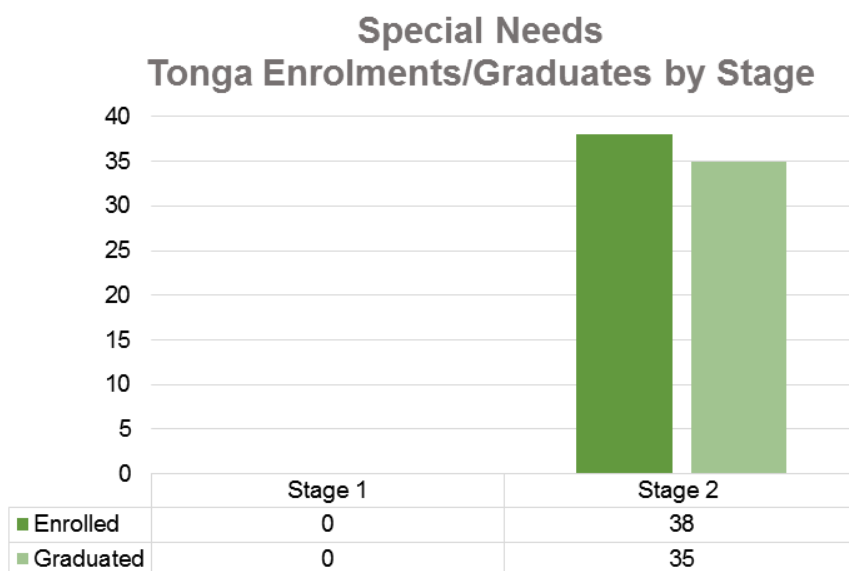


Non-DFAT Subsidised Tonga Graduates by Year and Gender



Migrations 2007 to date - Tonga Citizens	
Destination Country	Total
Australia	2
Fiji	2
New Zealand	12
Samoa	1
USA	1
Grand Total:	18
Stage 2 Total:	5
Stage 1 Total:	13
Total for Both Stages:	18

Migrations 2007 to date - Tonga Citizens by Course	
Course	Total
Certificate III in Commercial Cookery	1
Certificate III in Early Childhood Education and Care	1
Certificate III in Engineering - Fabrication Trade	1
Certificate III in Hairdressing	3
Certificate III in Hospitality	1
Certificate IV in Training and Assessment	10
Diploma of Children's Services (Early Childhood Education and Care)	1
Grand Total:	18
Stage 2 Total:	5
Stage 1 Total:	13
Total for Both Stages:	18



Non-Completions Tonga - 2007 to Date					
Course	Funding Source				Total
	DFAT Subsidised		Non-subsidised		
	Female	Male	Female	Male	
Certificate III in Commercial Cookery	0	1			1
Certificate III in Early Childhood Education and Care	1	0			1
Certificate III in Electrotechnology Electrician	0	2			2
Certificate III in Hospitality	2	0			2
Certificate III in Light Vehicle Mechanical Technology	0	2			2
Certificate IV in Training and Assessment			7	10	17
Certificate IV in Youth Work	1	0			1
Grand Total:	4	5	7	10	26

Stage 2 Total:	3	4	3	5	15
Stage 1 Total:	1	1	4	5	11

Total for Both Stages:	4	5	7	10	26
-------------------------------	----------	----------	----------	-----------	-----------

Cumulative Deferrals Tonga - 2007 to Date				
Course	Female	Male	Total	
Certificate III in Allied Health Assistance / Certificate III in Health Services Assistance	1	0	1	
Certificate III in Commercial Cookery	0	1	1	
Certificate III in Disability	1	0	1	
Certificate III in Hairdressing	1	0	1	
Certificate III in Tourism	1	0	1	
Grand Total:	4	1	5	

Stage 2 Total:	3	2	5	
Stage 1 Total:	0	0	0	

Total for Both Stages:	3	2	5	
-------------------------------	----------	----------	----------	--

Cumulative Applications Tuvalu - 2007 to Date							
Course	Funding Source						Total
	DFAT Subsidised		Total	Non-subsidised		Total	
	Female	Male		Female	Male		
Certificate III in Carpentry	0	19	19			0	19
Certificate III in Commercial Cookery	8	9	17			0	17
Certificate III in Community Services Work	9	2	11			0	11
Certificate III in Disability	4	2	6			0	6
Certificate III in Early Childhood Education and Care	53	0	53			0	53
Certificate III in Electrotechnology Electrician	1	13	14			0	14
Certificate III in Engineering – Fabrication Trade	0	2	2			0	2
Certificate III in Engineering – Mechanical Trade (Diesel Fitting)	0	2	2			0	2
Certificate III in Engineering – Mechanical Trade (Fitting & Machining)	0	2	2			0	2
Certificate III in Engineering – Mechanical Trade (Refrigeration and Air-Conditioning)	0	12	12			0	12
Certificate III in Home and Community Care / Certificate III in Aged Care	4	0	4			0	4
Certificate III in Hospitality	15	2	17			0	17
Certificate III in Hospitality (Lodge)	3	0	3			0	3
Certificate III in Individual Support	2	0	2			0	2
Certificate III in Light Vehicle Mechanical Technology	0	26	26			0	26
Certificate III in Patisserie	6	3	9			0	9
Certificate III in Painting and Decorating	1	9	10			0	10
Certificate III in Plumbing	0	13	13			0	13
Certificate III in Tourism	3	1	4			0	4
Certificate III in Wall and Floor Tiling	4	3	7			0	7
Certificate IV in Community Development	0	1	1			0	1
Certificate IV in Disability	4	0	4			0	4
Certificate IV in Hospitality	3	0	3			0	3
Certificate IV in Leadership and Management			0	1	0	1	1
Certificate IV in Training and Assessment	4	9	13	6	7	13	26
Certificate IV in Youth Work	10	4	14			0	14
Diploma in Children's Services	7	0	7			0	7
Diploma in Community Services Work	5	0	5			0	5
Course Not Stated	2	0	2			0	2
Grand Total:	148	134	282	7	7	14	296

Stage 2 Total:	89	90	179	1	0	1	180
Stage 1 Total:	59	44	103	6	7	13	116

Total for Both Stages:	148	134	282	7	7	14	296
-------------------------------	------------	------------	------------	----------	----------	-----------	------------

Applications Tuvalu - 2016							
Course	Funding Source						Total
	DFAT Subsidised		Total	Non-subsidised		Total	
	Female	Male		Female	Male		
Certificate III in Community Services	1	1	2			0	2
Certificate III in Early Childhood Education and Care	5	0	5			0	5
Certificate III in Electrotechnology Electrician	0	1	1			0	1
Certificate III in Engineering – Mechanical Trade (Refrigeration and Air-Conditioning)	0	2	2			0	2
Certificate III in Hospitality	3	0	3			0	3
Certificate III in Hospitality (Lodge)	3	0	3			0	3
Certificate III in Individual Support	2	0	2			0	2
Certificate III in Light Vehicle Mechanical Technology	0	2	2			0	2
Certificate III in Plumbing	0	6	6			0	6
Certificate IV in Community Development	0	1	1			0	1
Certificate IV in Disability	4	0	4			0	4
Certificate IV in Leadership and Management			0	1	0	1	1
Certificate IV in Youth Work	3	1	4			0	4
Grand Total:	21	14	35	1	0	1	36

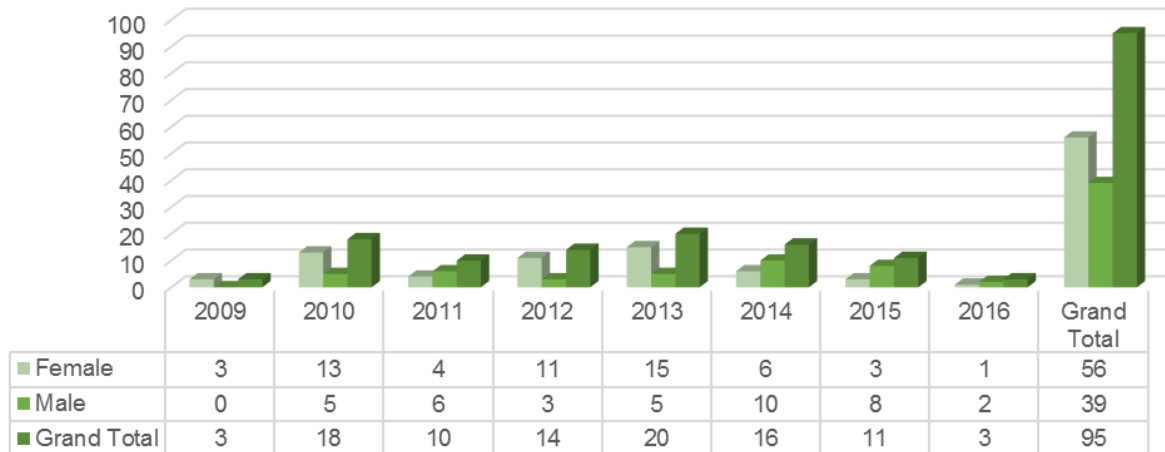
Cumulative Enrolments Tuvalu - 2007 to Date							
Course	Funding Source						Total
	DFAT Subsidised		Total	Non-subsidised		Total	
	Female	Male		Female	Male		
Certificate III in Carpentry	0	4	4			0	4
Certificate III in Commercial Cookery	2	6	8			0	8
Certificate III in Community Services Work	3	1	4			0	4
Certificate III in Disability	1	1	2			0	2
Certificate III in Early Childhood Education and Care	26	0	26			0	26
Certificate III in Electrotechnology Electrician	0	4	4			0	4
Certificate III in Engineering – Fabrication Trade	0	1	1			0	1
Certificate III in Engineering – Mechanical Trade (Diesel Fitting)	0	2	2			0	2
Certificate III in Engineering – Mechanical Trade (Refrigeration and Air-Conditioning)	0	1	1			0	1
Certificate III in Home and Community Care / Certificate III in Aged Care	3	0	3			0	3
Certificate III in Hospitality	6	2	8			0	8
Certificate III in Hospitality (Lodge)	1	0	1			0	1
Certificate III in Light Vehicle Mechanical Technology	0	8	8			0	8
Certificate III in Patisserie	4	1	5			0	5
Certificate III in Painting and Decorating	0	2	2			0	2
Certificate III in Plumbing	0	1	1			0	1
Certificate III in Wall and Floor Tiling	3	1	4			0	4
Certificate IV in Disability	2	0	2			0	2
Certificate IV in Hospitality	1	0	1			0	1
Certificate IV in Leadership and Management			0	1	0	1	1
Certificate IV in Training and Assessment	0	3	3			0	3
Certificate IV in Youth Work	3	2	5			0	5
Diploma of Children's Services (Early Childhood Education and Care)	1	0	1			0	1
Grand Total:	56	40	96	1	0	1	97
Stage 2 Total:	39	29	68	1	0	1	69
Stage 1 Total:	17	11	28	0	0	0	28
Total for Both Stages:	56	40	96	1	0	1	97

Enrolments Tuvalu - 2016							
Course	Funding Source						Total
	DFAT Subsidised		Total	Non-subsidised		Total	
	Female	Male		Female	Male		
Certificate III in Light Vehicle Mechanical Technology	0	1	1			0	1
Certificate III in Plumbing	0	1	1			0	1
Certificate IV in Leadership and Management			0	1	0	1	1
Grand Total:	0	2	2	1	0	1	3

Cumulative Graduates Tuvalu - 2007 to Date							
Course	Funding Source						Total
	DFAT Subsidised		Total	Non-subsidised		Total	
	Female	Male		Female	Male		
Certificate III in Carpentry	0	4	4			0	4
Certificate III in Commercial Cookery	2	6	8			0	8
Certificate III in Community Services Work	3	1	4			0	4
Certificate III in Disability	1	1	2			0	2
Certificate III in Early Childhood Education and Care	26	0	26			0	26
Certificate III in Electrotechnology Electrician	0	4	4			0	4
Certificate III in Engineering – Fabrication Trade	0	1	1			0	1
Certificate III in Engineering – Mechanical Trade (Diesel Fitting)	0	2	2			0	2
Certificate III in Engineering - Mechanical Trade (Refrigeration and Air Conditioning)	0	1	1			0	1
Certificate III in Home and Community Care / Certificate III in Aged Care	3	0	3			0	3
Certificate III in Hospitality	6	1	7			0	7
Certificate III in Hospitality (Lodge)	1	0	1			0	1
Certificate III in Light Vehicle Mechanical Technology	0	8	8			0	8
Certificate III in Painting and Decorating	0	2	2			0	2
Certificate III in Patisserie	4	1	5			0	5
Certificate III in Plumbing	0	1	1				1
Certificate III in Wall and Floor Tiling	2	1	3			0	3
Certificate IV in Disability	2	0	2			0	2
Certificate IV in Hospitality	1	0	1			0	1
Certificate IV in Leadership and Management			0	1	0	1	1
Certificate IV in Training and Assessment	0	3	3			0	3
Certificate IV in Youth Work	3	2	5			0	5
Diploma of Children's Services (Early Childhood Education and Care)	1	0	1			0	1
Grand Total:	55	39	94	1	0	1	95
Stage 2 Total:	38	30	68	1	0	1	69
Stage 1 Total:	17	9	26	0	0	0	26
Total for Both Stages:	55	39	94	1	0	1	95

Graduates Tuvalu - 2016							
Course	Funding Source						Total
	DFAT Subsidised		Total	Non-subsidised		Total	
	Female	Male		Female	Male		
Certificate III in Plumbing	0	1	1			0	1
Certificate III in Light Vehicle Mechanical Technology	0	1	1			0	1
Certificate IV in Leadership and Management			0	1	0	1	1
Grand Total:	0	2	2	1	0	1	3

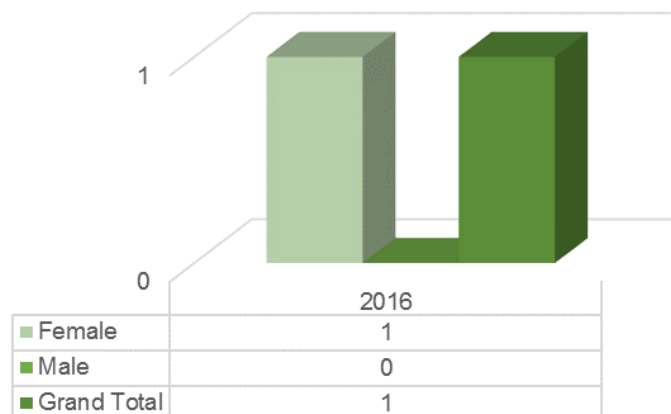
Tuvalu Graduates by Year and Gender



DFAT Subsidised Tuvalu Graduates by Year and Gender



Non-DFAT Subsidised Tuvalu Graduates by Year and Gender



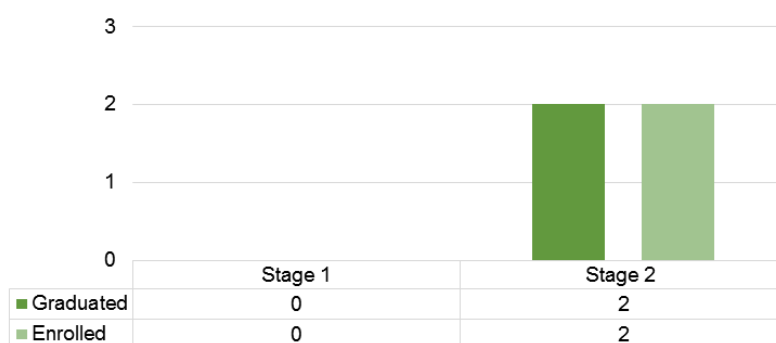
Migrations 2007 to date - Tuvalu Citizens	
Destination Country	Total
Fiji	1
Marshall Islands	1
New Zealand	2
USA	1
Grand Total:	5

Stage 2 Total:	3
Stage 1 Total:	2
Total for Both Stages:	5

Migrations 2007 to date - Tuvalu Citizens by Course	
Course	Total
Certificate III in Commercial Cookery	1
Certificate III in Patisserie	1
Certificate III in Painting and Decorating	1
Certificate IV in Training and Assessment	2
Grand Total:	5

Stage 2 Total:	3
Stage 1 Total:	2
Total for Both Stages:	5

Tuvalu Special Needs Enrolments/Graduates by Stage



Non-Completions Tuvalu - 2007 to Date					
Course	Funding Source				Total
	DFAT Subsidised		Non-subsidised		
	Female	Male	Female	Male	
Certificate III in Hospitality	0	1			1
Certificate III in Wall and Floor Tiling	1	0			1
Grand Total:	1	1	0	0	2

Stage 2 Total:	1	0	0	0	1
Stage 1 Total:	0	1	0	0	1

Total for Both Stages:	1	1	0	0	2
-------------------------------	----------	----------	----------	----------	----------

Cumulative Deferrals Tuvalu - 2007 to Date			
Course	Female	Male	Total
Certificate III in Community Services Work	1	0	1
Certificate IV in Training and Assessment	0	1	1
Grand Total:	1	1	2

Stage 2 Total:	1	0	1
Stage 1 Total:	0	1	1

Total for Both Stages:	1	1	2
-------------------------------	----------	----------	----------

Cumulative Applications Other - 2007 to Date							
Course	Funding Source						Total
	DFAT Subsidised		Total	Non-subsidised		Total	
	Female	Male		Female	Male		
Certificate III in Allied Health Assistance / Certificate III in Health Services Assistance			0	1	0	1	1
Certificate III in Applied Fashion Design and Technology	0	1	1			0	1
Certificate III in Carpentry	0	2	2			0	2
Certificate III in Commercial Cookery	0	4	4			0	4
Certificate III in Disability			0	1	0	1	1
Certificate III in Early Childhood Education and Care	2	1	3			0	3
Certificate III in Engineering – Fabrication Trade	0	2	2			0	2
Certificate III in Hairdressing	1	0	1			0	1
Certificate III in Home and Community Care / Certificate III in Aged Care	1	0	1			0	1
Certificate III in Hospitality	0	1	1			0	1
Certificate III in Individual Support	0	1	1			0	1
Certificate III in Light Vehicle Mechanical Technology	0	1	1			0	1
Certificate III in Patisserie	0	1	1			0	1
Certificate III in Painting and Decorating	0	1	1			0	1
Certificate III in Wall and Floor Tiling	1	0	1			0	1
Certificate IV in Business			0	1	0	1	1
Certificate IV in Disability	3	0	3			0	3
Certificate IV in Hospitality	0	1	1			0	1
Certificate IV in Training and Assessment	2	6	8	10	14	24	32
Certificate IV in Youth Work	0	1	1			0	1
Diploma of Management	1	1	2			0	2
Diploma of Vocational Education and Training			0	17	16	33	33
Grand Total:	11	24	35	30	30	60	95

Stage 2 Total:	8	16	24	28	29	57	81
Stage 1 Total:	3	8	11	2	1	3	14

Total for Both Stages:	11	24	35	30	30	60	95
-------------------------------	-----------	-----------	-----------	-----------	-----------	-----------	-----------

Applications Other - 2016							
Course	Funding Source						Total
	DFAT Subsidised		Total	Non-subsidised		Total	
	Female	Male		Female	Male		
Certificate III in Commercial Cookery	0	1	1			0	1
Certificate III in Individual Support	0	1	1			0	1
Certificate IV in Training and Assessment	0	2	2			0	2
Diploma of Vocational Education and Training			0	0	1	1	1
Grand Total:	0	4	4	0	1	1	5

Cumulative Enrolments Other - 2007 to Date							
Course	Funding Source						Total
	DFAT Subsidised		Total	Non-subsidised		Total	
	Female	Male		Female	Male		
Certificate III in Allied Health Assistance/Certificate III in Health Services Assistance			0	1	0	1	1
Certificate III in Disability			0	1	0	1	1
Certificate III in Home and Community Care / Certificate III in Aged Care	1	0	1			0	1
Certificate IV in Business			0	2	0	2	2
Certificate IV in Training and Assessment	0	2	2	6	9	15	17
Diploma of Management	1	0	1			0	1
Diploma of Vocational Education and Training			0	17	12	29	29
Grand Total:	2	2	4	27	21	48	52

Stage 2 Total:	2	0	2	27	21	48	50
Stage 1 Total:	0	2	2	0	0	0	2

Total for Both Stages:	2	2	4	27	21	48	52
-------------------------------	----------	----------	----------	-----------	-----------	-----------	-----------

Enrolments Other - 2016							
Course	Funding Source						Total
	DFAT Subsidised		Total	Non-subsidised		Total	
	Female	Male		Female	Male		
Certificate IV in Business			0	1	0	1	1
Certificate IV in Training and Assessment			0	0	1	1	1
Grand Total:	0	0	0	1	1	2	2

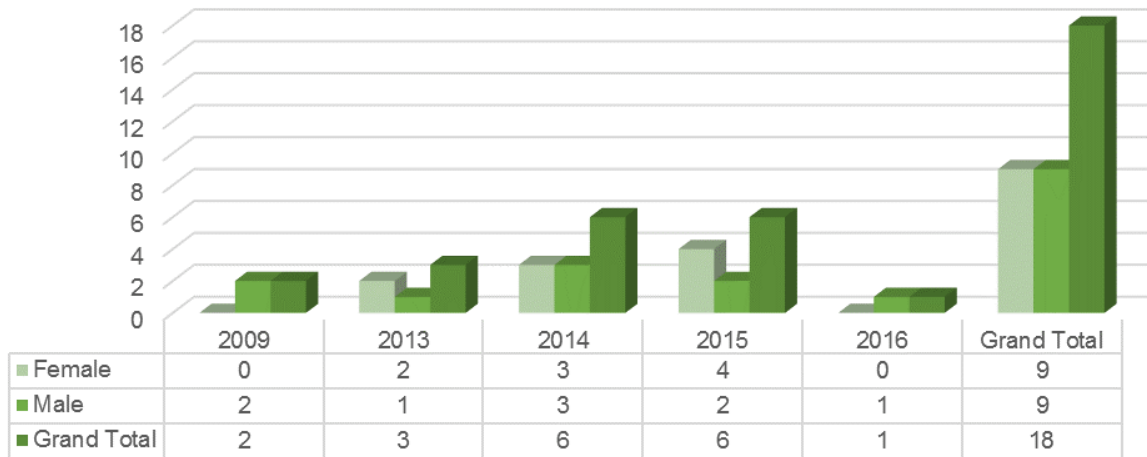
Cumulative Graduates Other - 2007 to Date							
Course	Funding Source						Total
	DFAT Subsidised		Total	Non-subsidised		Total	
	Female	Male		Female	Male		
Certificate III in Allied Health Assistance/Certificate III in Health Services Assistance			0	1	0	1	1
Certificate III in Disability			0	1	0	1	1
Certificate III in Home and Community Care / Certificate III in Aged Care	1	0	1			0	1
Certificate IV in Training and Assessment	0	2	2	5	7	12	14
Diploma of Vocational Education and Training			0	1	0	1	1
Grand Total:	1	2	3	8	7	15	18

Stage 2 Total:	1	0	1	8	7	15	16
Stage 1 Total:	0	2	2	0	0	0	2

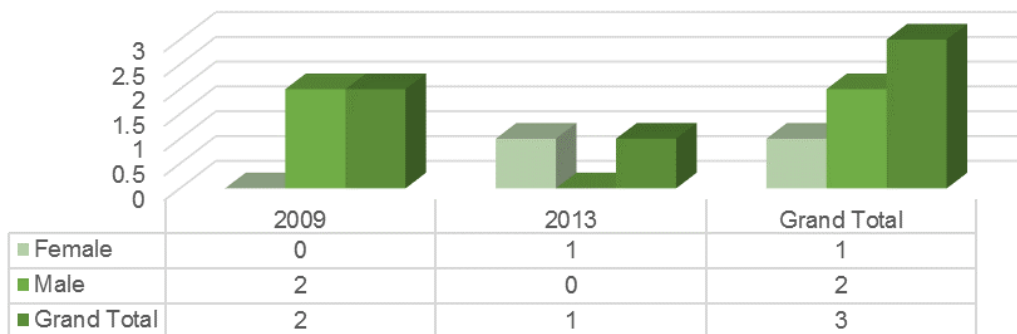
Total for Both Stages:	1	2	3	8	7	15	18
-------------------------------	----------	----------	----------	----------	----------	-----------	-----------

Graduates Other - 2016							
Course	Funding Source						Total
	DFAT Subsidised		Total	Non-subsidised		Total	
	Female	Male		Female	Male		
Certificate IV in Training and Assessment			0	0	1	1	1
Grand Total:	0	0	0	0	1	1	1

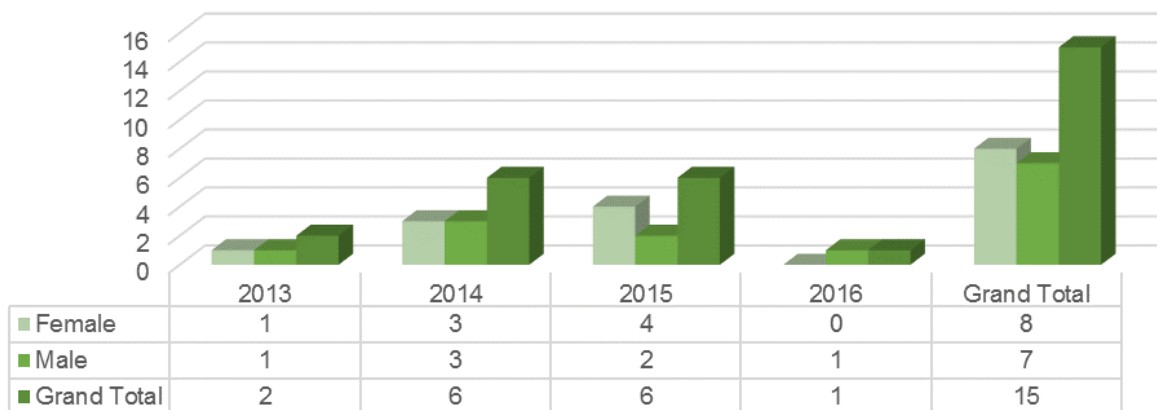
Other Graduates by Year and Gender



DFAT Subsidised Other Graduates by Year and Gender



Non-DFAT Subsidised Other Graduates by Year and Gender



Migrations 2007 to date - Other Citizens	
Destination Country	Total
Nil	0
Grand Total:	0

Stage 2 Total:	0
Stage 1 Total:	0
Total for Both Stages:	0

Other - Special Needs Enrolments/Graduates by Stage

1 _____

	Stage 1	Stage 2
■ Graduated	0	0
■ Enrolled	0	0

Non-Completions Other - 2007 to Date					
Course	Funding Source				Total
	DFAT Subsidised		Non-subsidised		
	Female	Male	Female	Male	
Certificate IV in Training and Assessment			1	2	3
Diploma of Management	1	0			1
Diploma of Vocational Education and Training			15	8	23
Grand Total:	1	0	16	10	27
Stage 2 Total:	1	0	16	10	27
Stage 1 Total:	0	0	0	0	0
Total for Both Stages:	1	0	16	10	27

Cumulative Deferrals Other - 2007 to Date			
Course	Female	Male	Total
Nil			0
Grand Total:	0	0	0
Stage 2 Total:			0
Stage 1 Total:			0
Total for Both Stages:	0	0	0

Annex 1 (a) Cumulative Data - All Countries

Cumulative Applications - 2007 to Date							
Course	Funding Source						Total
	DFAT Subsidised		Total	Non-subsidised		Total	
	Female	Male		Female	Male		
Certificate III in Allied Health Assistance / Certificate III in Health Services Assistance	122	70	192	1	0	1	193
Certificate III in Applied Fashion Design and Technology	57	29	86			0	86
Certificate III in Carpentry	40	2351	2391	0	2	2	2393
Certificate III in Commercial Cookery	876	1247	2123	1	0	1	2124
Certificate III in Community Services Work	214	222	436			0	436
Certificate III in Disability	195	61	256	1	0	1	257
Certificate III in Early Childhood Education and Care	2253	296	2549	1	0	1	2550
Certificate III in Electrotechnology Electrician	61	1396	1457	1	2	3	1460
Certificate III in Engineering – Fabrication Trade	30	1034	1064	1	28	29	1093
Certificate III in Engineering – Mechanical Trade (Diesel Fitting)	21	1273	1294	0	1	1	1295
Certificate III in Engineering – Mechanical Trade (Fitting & Machining)	29	818	847			0	847
Certificate III in Engineering – Mechanical Trade (Refrigeration and Air-Conditioning)	13	445	458			0	458
Certificate III in Formwork/Falsework	0	19	19	0	1	1	20
Certificate III in Hairdressing	226	62	288			0	288
Certificate III in Home and Community Care / Certificate III in Aged Care	326	51	377			0	377
Certificate III in Hospitality	2004	817	2821	2	0	2	2823
Certificate III in Hospitality (Catering Operations)	31	28	59			0	59
Certificate III in Hospitality (Lodge)	140	53	193	12	6	18	211
Certificate III in Indigenous Housing Repairs	0	29	29			0	29
Certificate III in Individual Support	144	25	169			0	169
Certificate III in Light Vehicle Mechanical Technology	55	1906	1961	0	1	1	1962
Certificate III in Nutrition and Dietetic Assistance	32	8	40			0	40
Certificate III in Painting and Decorating	312	420	732			0	732
Certificate III in Pathways to Further Study	0	0	0	16	24	40	40
Certificate III in Patisserie	212	205	417	0	1	1	418
Certificate III in Plumbing	17	574	591	0	1	1	592
Certificate III in Tourism	1060	595	1655			0	1655
Certificate III in Wall and Floor Tiling	151	368	519			0	519
Certificate IV in Business	4	11	15	56	23	79	94
Certificate IV in Community Development	82	110	192	22	9	31	223
Certificate IV in Community Services	13	6	19			0	19
Certificate IV in Disability	165	50	215			0	215
Certificate IV in Hospitality	459	274	733			0	733
Certificate IV in Leadership and Management	23	32	55	41	34	75	130
Certificate IV in Training and Assessment	273	490	763	402	683	1085	1848
Certificate IV in Youth Work	224	287	511			0	511
Diploma in Community Services Work	339	322	661			0	661
Diploma of Children's Services (Early Childhood Education and Care)	413	33	446			0	446
Diploma of Hospitality	2	4	6			0	6
Diploma of Management	42	60	102	21	42	63	165
Diploma of Vocational Education and Training	0	0	0	41	38	79	79
Course not stated	86	136	222			0	222
Grand Total:	10746	16217	26963	619	896	1515	28478
Stage 2 Total:	5952	8858	14810	543	787	1330	16140
Stage 1 Total:	4794	7359	12153	76	109	185	12338
Total for Both Stages:	10746	16217	26963	619	896	1515	28478

Applications - 2016							
Course	Funding Source						Total
	DFAT Subsidised		Total	Non-subsidised		Total	
	Female	Male		Female	Male		
Certificate III in Allied Health Assistance / Certificate III in Health Services Assistance	21	11	32			0	32
Certificate III in Applied Fashion Design and Technology	15	6	21			0	21
Certificate III in Carpentry	4	248	252	0	1	1	253
Certificate III in Commercial Cookery	81	90	171			0	171
Certificate III in Community Services Work	23	28	51			0	51
Certificate III in Disability	1	0	1			0	1
Certificate III in Early Childhood Education and Care	213	16	229			0	229
Certificate III in Electrotechnology Electrician	3	176	179			0	179
Certificate III in Engineering – Fabrication Trade	4	109	113			0	113
Certificate III in Engineering – Mechanical Trade (Diesel Fitting)	5	129	134			0	134
Certificate III in Engineering – Mechanical Trade (Fitting & Machining)	2	69	71			0	71
Certificate III in Engineering – Mechanical Trade (Refrigeration and Air-Conditioning)	2	36	38			0	38
Certificate III in Home and Community Care / Certificate III in Aged Care	2	1	3			0	3
Certificate III in Hospitality	177	71	248	1	0	1	249
Certificate III in Hospitality (Catering Operations)	11	10	21			0	21
Certificate III in Hospitality (Lodge)	7	1	8			0	8
Certificate III in Individual Support	120	21	141			0	141
Certificate III in Light Vehicle Mechanical Technology	7	181	188			0	188
Certificate III in Patisserie	4	4	8			0	8
Certificate III in Painting and Decorating	4	31	35			0	35
Certificate III in Plumbing	7	78	85			0	85
Certificate III in Tourism	68	29	97			0	97
Certificate III in Wall and Floor Tiling	2	37	39			0	39
Certificate IV in Community Development	19	24	43			0	43
Certificate IV in Community Services	13	6	19			0	19
Certificate IV in Business	0	0	0	17	11	28	28
Certificate IV in Disability	16	1	17			0	17
Certificate IV in Hospitality	28	6	34			0	34
Certificate IV in Leadership and Management	22	32	54	38	31	69	123
Certificate IV in Training and Assessment	22	40	62	29	51	80	142
Certificate IV in Youth Work	30	35	65			0	65
Diploma in Community Services Work	3	1	4			0	4
Diploma of Children's Services (Early Childhood Education and Care)	2	2	4			0	4
Diploma of Vocational Education and Training	0	0	0	0	3	3	3
Grand Total:	938	1529	2467	85	97	182	2649

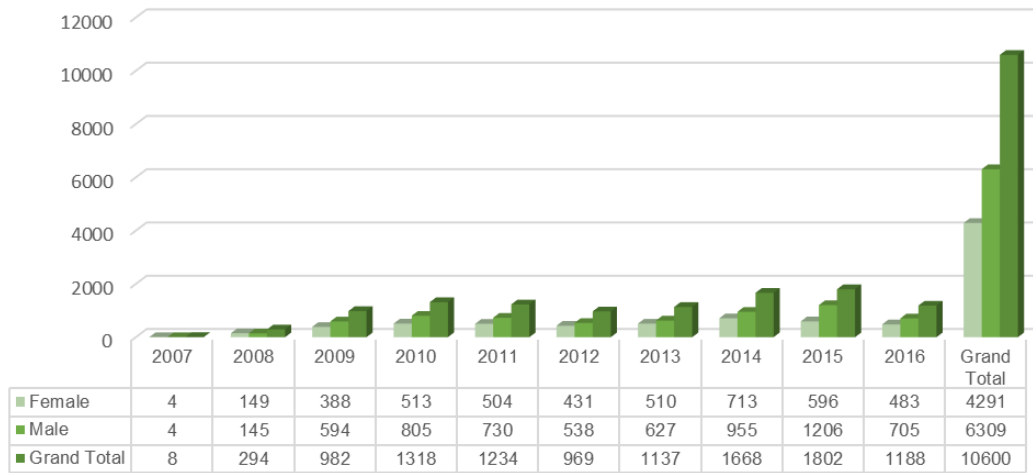
Cumulative Enrolments - 2007 to Date							
Course	Funding Source						Total
	DFAT Subsidised		Total	Non-subsidised		Total	
	Female	Male		Female	Male		
Certificate III in Allied Health Assistance / Certificate III in Health Services Assistance	63	24	87	1	0	1	88
Certificate III in Applied Fashion Design and Technology	53	27	80	2	0	2	82
Certificate III in Carpentry	16	877	893	0	1	1	894
Certificate III in Catering Operations	8	8	16			0	16
Certificate III in Commercial Cookery	309	577	886			0	886
Certificate III in Community Services Work	39	35	74			0	74
Certificate III in Disability	88	23	111	1	0	1	112
Certificate III in Early Childhood Education and Care	880	65	945			0	945
Certificate III in Electrotechnology Electrician	16	378	394	1	1	2	396
Certificate III in Engineering – Fabrication Trade	7	478	485	1	17	18	503
Certificate III in Engineering – Mechanical Trade	0	6	6			0	6
Certificate III in Engineering – Mechanical Trade (Diesel Fitting)	4	560	564	0	1	1	565
Certificate III in Engineering – Mechanical Trade (Fitting & Machining)	16	415	431	0	1	1	432
Certificate III in Engineering – Mechanical Trade (Refrigeration and Air-Conditioning)	2	155	157			0	157
Certificate III in Formwork/Falsework	0	37	37	0	1	1	38
Certificate III in Hairdressing	102	34	136			0	136
Certificate III in Home and Community Care / Certificate III in Aged Care	119	19	138			0	138
Certificate III in Hospitality	995	503	1498	12	6	18	1516
Certificate III in Hospitality (Lodge)	43	19	62			0	62
Certificate III in Individual Support	54	15	69			0	69
Certificate III in Light Vehicle Mechanical Technology	13	673	686	0	1	1	687
Certificate III in Nutrition and Dietetic Assistance	17	3	20			0	20
Certificate III in Painting and Decorating	120	194	314			0	314
Certificate III in Pathways to Further Study				16	24	40	40
Certificate III in Patisserie	82	86	168			0	168
Certificate III in Plumbing	5	162	167	0	1	1	168
Certificate III in Tourism	331	203	534			0	534
Certificate III in Wall and Floor Tiling	68	136	204			0	204
Certificate IV in Business			0	71	24	95	95
Certificate IV in Community Development	26	28	54			0	54
Certificate IV in Disability	99	24	123			0	123
Certificate IV in Hospitality	209	143	352			0	352
Certificate IV in Leadership and Management			0	32	28	60	60
Certificate IV in Training and Assessment	162	308	470	324	527	851	1321
Certificate IV in Youth Work	104	125	229			0	229
Diploma in Children's Services (Early Childhood Education and Care)	121	6	127			0	127
Diploma of Community Services Work	80	65	145			0	145
Diploma of Hospitality	2	4	6			0	6
Diploma of Management	21	35	56	13	31	44	100
Diploma of Vocational Education and Training			0	41	34	75	75
Grand Total:	4274	6450	10724	515	698	1213	11937
Stage 2 Total:	2725	3763	6488	460	613	1073	7561
Stage 1 Total:	1549	2687	4236	55	85	140	4376
Total for Both Stages:	4274	6450	10724	515	698	1213	11937

Enrolments - 2016							
Course	Funding Source						Total
	DFAT Subsidised		Total	Non-subsidised		Total	
	Female	Male		Female	Male		
Certificate III in Allied Health Assistance / Certificate III in Health Services Assistance	11	6	17			0	17
Certificate III in Applied Fashion Design and Technology	12	6	18	2	0	2	20
Certificate III in Carpentry	2	127	129			0	129
Certificate III in Catering Operations	8	8	16			0	16
Certificate III in Commercial Cookery	38	71	109			0	109
Certificate III in Community Services	12	8	20			0	20
Certificate III in Early Childhood Education and Care	104	5	109			0	109
Certificate III in Electrotechnology Electrician	3	40	43	1	1	2	45
Certificate III in Engineering – Fabrication Trade	0	65	65			0	65
Certificate III in Engineering – Mechanical Trade (Diesel Fitting)	0	44	44	0	1	1	45
Certificate III in Engineering - Mechanical Trade (Fitting and Machining)	9	73	82			0	82
Certificate III in Hospitality	76	27	103			0	103
Certificate III in Individual Support	54	15	69			0	69
Certificate III in Light Vehicle Mechanical Technology	4	62	66			0	66
Certificate III in Painting and Decorating	6	23	29			0	29
Certificate III in Patisserie	8	7	15			0	15
Certificate III in Plumbing	0	30	30			0	30
Certificate III in Tourism	28	12	40			0	40
Certificate III in Wall and Floor Tiling	7	23	30			0	30
Certificate IV in Business			0	33	14	47	47
Certificate IV in Community Development	10	9	19			0	19
Certificate IV in Disability	35	5	40			0	40
Certificate IV in Hospitality	12	5	17			0	17
Certificate IV in Leadership and Management			0	32	28	60	60
Certificate IV in Training and Assessment	7	6	13	28	39	67	80
Certificate IV in Youth Work	26	22	48			0	48
Grand Total:	472	699	1171	96	83	179	1350

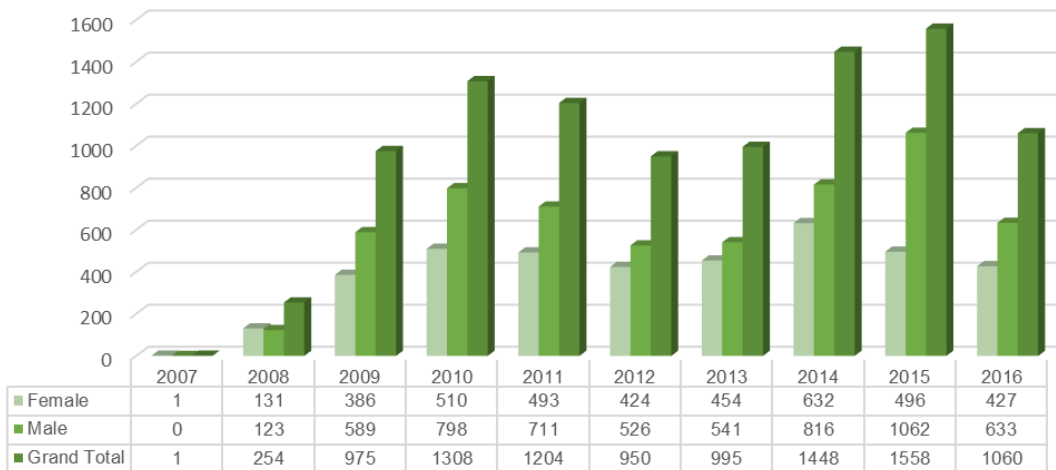
Cumulative Graduates - 2007 to Date							
Course	Funding Source						Total
	DFAT Subsidised		Total	Non-subsidised		Total	
	Female	Male		Female	Male		
Certificate III in Allied Health Assistance / Certificate III in Health Services Assistance	58	23	81	1	0	1	82
Certificate III in Applied Fashion Design and Technology	52	24	76	2	0	2	78
Certificate III in Carpentry	15	820	835	0	1	1	836
Certificate III in Commercial Cookery	296	556	852			0	852
Certificate III in Community Services Work	35	29	64			0	64
Certificate III in Disability	82	22	104	1	0	1	105
Certificate III in Early Childhood Education and Care	831	58	889			0	889
Certificate III in Electrotechnology Electrician	16	329	345	1	1	2	347
Certificate III in Engineering – Fabrication Trade	7	455	462	1	17	18	480
Certificate III in Engineering – Mechanical Trade (Diesel Fitting)	4	493	497	0	1	1	498
Certificate III in Engineering – Mechanical Trade (Fitting & Machining)	8	345	353	0	1	1	354
Certificate III in Engineering – Mechanical Trade (Refrigeration and Air-Conditioning)	1	130	131			0	131
Certificate III in Formwork/Falsework	0	33	33	0	1	1	34
Certificate III in Hairdressing	99	33	132			0	132
Certificate III in Home and Community Care / Certificate III in Aged Care	112	19	131			0	131
Certificate III in Hospitality	883	409	1292	7	3	10	1302
Certificate III in Hospitality (Lodge)	42	19	61			0	61
Certificate III in Individual Support (Ageing, Home and Community)	50	14	64			0	64
Certificate III in Light Vehicle Mechanical Technology	13	597	610			0	610
Certificate III in Nutrition and Dietetic Assistance	15	3	18			0	18
Certificate III in Painting and Decorating	97	174	271			0	271
Certificate III in Pathways to Further Study			0	16	24	40	40
Certificate III in Patisserie	77	80	157			0	157
Certificate III in Plumbing	5	150	155			0	155
Certificate III in Tourism	316	187	503			0	503
Certificate III in Wall and Floor Tiling	60	118	178			0	178
Certificate IV in Community Development	25	27	52			0	52
Certificate IV in Business			0	1	0	1	1
Certificate IV in Disability	94	20	114			0	114
Certificate IV in Hospitality	196	124	320			0	320
Certificate IV in Leadership and Management			0	27	26	53	53
Certificate IV in Training and Assessment	157	287	444	267	406	673	1117
Certificate IV in Youth Work	97	120	217			0	217
Diploma of Children's Services (Early Childhood Education and Care)	114	6	120			0	120
Diploma of Community Services Work	76	61	137			0	137
Diploma of Hospitality	2	4	6			0	6
Diploma of Management	19	30	49	12	29	41	90
Diploma of Vocational Education and Training			0	1	0	1	1
Grand Total:	3954	5799	9753	337	510	847	10600
Stage 2 Total:	2605	3744	6349	307	466	773	7122
Stage 1 Total:	1349	2055	3404	30	44	74	3478
Total for Both Stages	3954	5799	9753	337	510	847	10600

Graduates - 2016 Calendar Year to Date							
Course	Funding Source						Total
	DFAT Subsidised		Total	Non-subsidised		Total	
	Female	Male		Female	Male		
Certificate III in Allied Health Assistance/Certificate III in Health Services Assistance	9	6	15			0	15
Certificate III in Applied Fashion Design and Technology	11	5	16	2	0	2	18
Certificate III in Carpentry	2	122	124			0	124
Certificate III in Commercial Cookery	37	64	101			0	101
Certificate III in Community Services	9	7	16			0	16
Certificate III in Early Childhood Education and Care	94	3	97			0	97
Certificate III in Electrotechnology Electrician	3	38	41	1	1	2	43
Certificate III in Engineering - Fabrication Trade	0	65	65	0	11	11	76
Certificate III in Engineering - Mechanical Trade (Diesel Fitting)	0	41	41	0	1	1	42
Certificate III in Engineering - Mechanical Trade (Fitting and Machining)	2	38	40			0	40
Certificate III in Hospitality	72	25	97			0	97
Certificate III in Individual Support (Ageing, Home and Community)	50	14	64			0	64
Certificate III in Light Vehicle Mechanical Technology	4	58	62			0	62
Certificate III in Painting and Decorating	6	22	28			0	28
Certificate III in Patisserie	7	7	14			0	14
Certificate III in Plumbing	2	43	45			0	45
Certificate III in Tourism	28	12	40			0	40
Certificate III in Wall and Floor Tiling	7	21	28			0	28
Certificate IV in Community Development	9	8	17			0	17
Certificate IV in Business			0	1	0	1	1
Certificate IV in Disability	35	4	39			0	39
Certificate IV in Hospitality	11	5	16			0	16
Certificate IV in Leadership and Management			0	27	26	53	53
Certificate IV in Training and Assessment	6	5	11	25	33	58	69
Certificate IV in Youth Work	23	20	43			0	43
Grand Total:	427	633	1060	56	72	128	1188

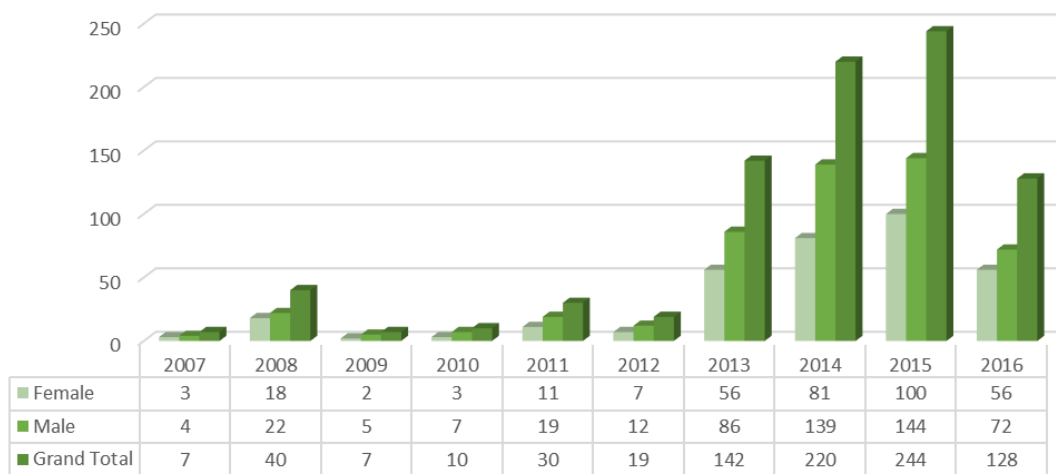
All Graduates by Year and Gender



DFAT Subsidised Graduates by Year and Gender



Non-DFAT Subsidised Graduates by Year and Gender



Migrations 2007 to date	
Destination Country	Total
Africa	5
American Samoa	3
Australia	72
Austria	1
Cambodia	1
Canada	5
Cook Islands	1
Fiji	16
FSM	1
Hawaii	5
Marshall Islands	2
Ivory Coast	2
Nauru	90
New Zealand	1
New Caledonia	2
Niue	1
Norfolk Islands	1
PNG	4
Samoa	11
Tonga	2
Tuvalu	1
United Arab Emirates	2
USA	10
Vanuatu	8
Not Defined	10
Grand Total:	257

Stage 2 Total:	163
Stage 1 Total:	94
Total for Both Stages:	257

Migrations 2007 to date by Courses	
Course	Total
Certificate III in Carpentry	22
Certificate III in Commercial Cookery	29
Certificate III in Disability	5
Certificate III in Early Childhood Education and Care	12
Certificate III in Electrotechnology Electrician	7
Certificate III in Engineering - Fabrication Trade	9
Certificate III in Engineering - Mechanical Trade (Diesel Fitting)	5
Certificate III in Engineering - Mechanical Trade (Fitting and Machining)	7
Certificate III in Engineering - Mechanical Trade (Refrigeration and Air Conditioning)	8
Certificate III in Hairdressing	12
Certificate III in Home and Community Care/Certificate III in Aged Care	2
Certificate III in Hospitality	31
Certificate III in Hospitality (Lodge)	5
Certificate III in Light Vehicle Mechanical Technology	14
Certificate III in Painting and Decorating	1
Certificate III in Patisserie	9
Certificate III in Tourism	20
Certificate III in Wall and Floor Tiling	3
Certificate IV in Community Development	2
Certificate IV in Disability	1
Certificate IV in Hospitality	13
Certificate IV in Training and Assessment	43
Certificate IV in Youth Work	7
Diploma of Children's Services (Early Childhood Education and Care)	2
Diploma of Community Services Work	6
Diploma of Management	5
Grand Total:	280

Stage 2 Total:	186
Stage 1 Total:	94
Total for Both Stages:	280

Non-Completions - 2007 to Date					
Course	Funding Source				Total
	DFAT Subsidised		Non-subsidised		
	Female	Male	Female	Male	
Certificate III in Allied Health Assistance/Certificate III in Health Services Assistance	5	1			6
Certificate III in Applied Fashion Design and Technology	0	2			2
Certificate III in Carpentry	1	52			53
Certificate III in Commercial Cookery	12	18			30
Certificate III in Community Services Work	3	5			8
Certificate III in Disability	6	1			7
Certificate III in Early Childhood Education and Care	45	7			52
Certificate III in Electrotechnology Electrician	0	46			46
Certificate III in Engineering – Fabrication Trade	0	20			20
Certificate III in Engineering – Mechanical Trade	0	6			6
Certificate III in Engineering – Mechanical Trade (Diesel Fitting)	0	64			64
Certificate III in Engineering – Mechanical Trade (Fitting & Machining)	1	45			46
Certificate III in Engineering – Mechanical Trade (Refrigeration and Air-Conditioning)	1	25			26
Certificate III in Formwork/Falsework	0	4			4
Certificate III in Hairdressing	3	1			4
Certificate III in Home and Community Care / Certificate III in Aged Care	7	0			7
Certificate III in Hospitality	109	92	5	3	209
Certificate III in Hospitality (Lodge)	1	0			1
Certificate III in Light Vehicle Mechanical Technology	0	70	0	1	71
Certificate III in Nutrition and Dietetic Assistance	2	0			2
Certificate III in Painting and Decorating	23	19			42
Certificate III in Patisserie	5	6			11
Certificate III in Plumbing	0	9	0	1	10
Certificate III in Tourism	14	16			30
Certificate III in Wall and Floor Tiling	8	17			25
Certificate IV in Business	0	0	28	8	36
Certificate IV in Disability	5	4			9
Certificate IV in Hospitality	12	19			31
Certificate IV in Leadership and Management	0	0	5	2	7
Certificate IV in Training and Assessment	4	20	55	119	198
Certificate IV in Youth Work	6	4			10
Diploma of Children's Services (Early Childhood Education and Care)	7	0			7
Diploma of Community Services Work	4	4			8
Diploma of Management	2	5	1	2	10
Diploma of Vocational Education and Training	0	0	26	18	44
Grand Total:	286	582	120	154	1142
Stage 2 Total:	150	239	98	115	602
Stage 1 Total:	136	343	22	39	540
Total for Both Stages:	286	582	120	154	1142

Cumulative Deferrals - 2007 to Date			
Course	Female	Male	Total
Certificate III in Allied Health Assistance / Certificate III in Health Services Assistance	4	3	7
Certificate III in Carpentry	0	10	10
Certificate III in Commercial Cookery	4	6	10
Certificate III in Community Services Work	6	8	14
Certificate III in Disability	3	1	4
Certificate III in Early Childhood Education and Care	11	0	11
Certificate III in Electrotechnology Electrician	0	5	5
Certificate III in Engineering – Fabrication Trade	0	3	3
Certificate III in Engineering – Mechanical Trade (Diesel Fitting)	0	7	7
Certificate III in Engineering – Mechanical Trade (Fitting & Machining)	0	6	6
Certificate III in Engineering – Mechanical Trade (Refrigeration and Air-Conditioning)	0	2	2
Certificate III in Hairdressing	4	0	4
Certificate III in Home and Community Care / Certificate III in Aged Care	0	1	1
Certificate III in Hospitality	7	1	8
Certificate III in Hospitality (Lodge)	0	0	0
Certificate III in Individual Support	4	1	5
Certificate III in Light Vehicle Mechanical Technology	0	6	6
Certificate III in Patisserie	2	2	4
Certificate III in Painting and Decorating	0	0	0
Certificate III in Plumbing	0	5	5
Certificate III in Tourism	7	3	10
Certificate III in Wall and Floor Tiling	0	0	0
Certificate IV in Community Development	3	0	3
Certificate IV in Disability	9	6	15
Certificate IV in Hospitality	8	1	9
Certificate IV in Training and Assessment	1	12	13
Certificate IV in Youth Work	0	2	2
Diploma in Community Services Work	0	3	3
Diploma of Children's Services	1	0	1
Grand Total:	74	94	168
Stage 2 Total:	67	83	150
Stage 1 Total:	7	11	18
Total for Both Stages:	74	94	168

Annex 1 (b) Graduate Country of Destination

(disaggregated by APTC stage and country of citizenship)

These tables reflect data obtained from campus offices relating to students who have graduated from APTC and moved overseas for employment or further education.

Country of Destination	Citizenship Country										Total
	Fiji	Kiribati	Marshall Is	Niue	PNG	Samoa	Solomon Is	Tonga	Tuvalu	Vanuatu	
American Samoa						2					2
Australia	16	4			2	2	1			11	36
Cambodia						1					1
Canada	1										1
Cook Islands	1										1
Fiji		1				4	2	1	1	2	11
FSM			1								1
Ivory Coast										2	2
Marshall Islands									1	1	2
Nauru	1	1									2
New Zealand	21	3		1		25	1	3	1	7	62
Niue	2										2
New Caledonia										1	1
Philippines		1									1
PNG	2						1				3
Samoa	3							1			4
Sudan						1					1
Tonga						1					1
Tuvalu	1										1
United Arab Emirates	2							1			3
USA	3		6			3					12
Vanuatu	1						4				5
Not Defined	4					1		1		2	8
Grand Total:	58	10	7	1	2	40	9	7	3	26	163

Stage 2 Total:	58	10	7	1	2	40	9	7	3	26	163
Stage 1 Total:	24	6	0	0	9	18	7	12	2	16	94
Total for Both Stages:	82	16	7	1	11	58	16	19	5	42	257

Annex 1 (c) Migrant Graduate Qualifications

The table below reflects data relating to the qualifications migrant graduates possess, disaggregated by APTC stage, school and citizenship

Stage	Course	Citizenship Country									Total	
		Fiji	Kiribati	Marshall Is	Niue	PNG	Samoa	Solomon Is	Tonga	Tuvalu		Vanuatu
Stage 2	Certificate III in Allied Health Assistance/Health Services Assistance						1					1
	Certificate III in Carpentry	6	2				9	1			1	19
	Certificate III in Commercial Cookery	9	1		1		4		1		1	17
	Certificate III in Disability			1			3					4
	Certificate III in Early Childhood Education and Care	3				1	1	3	1			9
	Certificate III in Community Services Work							1				1
	Certificate III in Electrotechnology Electrician	1						2	1			4
	Certificate III in Engineering – Fabrication Trade	3					1					4
	Certificate III in Engineering – Mechanical Trade (Fitting & Machining)	3	1									4
	Certificate III in Engineering – Mechanical Trade (Diesel Fitting)	4										4
	Certificate III in Engineering – Mechanical Trade (RAC)	5										5
	Certificate III in Hairdressing	2					2	1	3			8
	Certificate III in Home and Community Care / Certificate III in Aged Care						2					2
	Certificate III in Hospitality	2		1			6	1	1		2	13
	Certificate III in Hospitality (Catering Operations)	1										1
	Certificate III in Hospitality Lodge		1				3				1	5
	Certificate III in Light Vehicle Mechanical Technology	6	1				1		1			9
	Certificate III in Painting and Decorating									1		1
	Certificate III in Patisserie	7								1		8
	Certificate III in Tourism	1	2				4				6	13
	Certificate III in Wall and Floor Tiling	1										1
	Certificate IV in Community Development										2	2
	Certificate IV in Disability						1					1
Certificate IV in Hospitality	3					1				1	5	
Certificate IV in Training and Assessment	5	3	3			4		2	1	7	25	
Certificate IV in Youth Work	1	1	1			1				3	7	
Diploma of Children's Services	1							1			2	
Diploma in Community Services Work			1		1						2	
Diploma of Management						1				5	6	
Grand Total:		64	12	7	1	2	45	9	11	3	29	183
Stage 2 Total:		64	12	7	1	2	45	9	11	3	29	183
Stage 1 Total:		25	6	9			16	7	10	2	19	94
Total for Both Stages:		89	18	16	1	2	61	16	21	5	48	277

Annex 2 Labour Market Analysis Action Plan

The following actions have been undertaken:

- › 2012-13:
Solomon Islands Feasibility Study was undertaken and recommendations implemented.
- › 2012:
Feasibility study for the expansion of SHCS programs was undertaken. The recommendations have been progressively implemented over the following years.
- › 2012 and 2013:
Development of LMA profiles were developed using a model of extensive desk research.
- › 2015:
Richard Curtain was engaged to provide extensive census data analysis across all campus countries.
- › 2015:
Consultations and development of the Country Profiles and Country Skills Development Plans.
- › 2016:
Country Skills Development Plans for each of the campus countries were reviewed and a new round of consultations were conducted and action plans for each country developed and implemented.

Annex 3 Media Report

Article	Country	Characteristics	Media
Disability courses at APTC	Fiji	Training	Fiji Sun
At a glance	Fiji	Training	Fiji Times
APTC training opens door for chef in Australia	Fiji	Alumni	Radio Vanuatu
APTC celebrates students' success	Fiji	Graduation	Island Sun
40 families benefit from Habitat Fiji	Fiji	EU Sugar Project	Loop PNG
40 families benefit from Habitat Fiji	Fiji	EU Sugar Project	Loop Nauru
40 families benefit from Habitat Fiji	Fiji	EU Sugar Project	Loop Samoa
Cyclone-proof homes for 5 families	Fiji	EU Sugar Project	Fiji Times
Australia and the European Union collaborate with Habitat for Humanity to give 40 families new homes	Fiji	EU Sugar Project	Saipan Tribune
40 families to receive new homes	Fiji	EU Sugar Project	Newswire
Carpentry training for 32	Fiji	EU Sugar Project	Fiji Times
40 homes to be constructed in Narewa	Fiji	EU Sugar Project	Fiji Sun
Scholarships, Suva and Sustainable Fish	Fiji	Student Experience	WWF
Scholarships, Suva and Sustainable Fish	Fiji	Student Experience	Pacific Scoop
Kiribati President visits APTC	Fiji	Training	EduNews PNG
Farm Boy rises against all odds	Fiji	Training, Student Experience	Fiji Sun
Acting PM- Our Sugar Industry remains relevant	Fiji	Training	Fiji Sun
Local designers learn patterns	Fiji	Training	Fiji Times
Designers exchange knowledge	Fiji	Training	Fiji Times
Fiji students to gain international recognition,	Fiji	Training	Fiji Times
Bringing artwork to life	Fiji	Training	Fiji Times
Youth join poverty housing campaign	Fiji	Industry	Fiji Times
APTC assists with relief efforts	Fiji	Student experience	Fiji Sun
APTC assists with relief efforts - Closeup	Fiji	Student experience	Fiji TV
EU project to boost farmers' knowledge	Fiji	EU Sugar Project	Fiji Times
Business Skills Workshop for leader farmers	Fiji	EU Sugar Project	Saipan Tribune
APTC training opens door for chef in Australia	Fiji	Alumni	Samoa Observer
Chef lands top job	Fiji	Alumni	Fiji Times
APTC celebrates students' success	Fiji	Graduation	The Jet
50 graduate	Fiji	Graduation	Fiji Times
APTC graduates 59	Fiji	Graduation	Fiji Sun
Seasonal workers off to Australia next week	Fiji	Alumni	Island Sun
APTC celebrates success of students	Fiji	Graduation	Saipan Tribune
Technical College graduation	Fiji	Graduation	Fiji Times
Students graduate	Fiji	Graduation	Fiji Times
Masi makes case for women	Fiji	Graduation	Fiji Times
Andrews upskills, thanks his family	Fiji	Graduation	Fiji Times
Keep learning, says Koya	Fiji	Graduation	Fiji Times
Social Times Pictorial	Fiji	Graduation	Fiji Times
APTC graduates ready for future challenges	Fiji	Graduation	Fiji Sun
Graduates encouraged to contribute to nation	Fiji	Graduation	Fiji Sun
Duvaqa overcomes challenges during study	Fiji	Graduation	Fiji Sun
APTC partners with FNU	Fiji	Training	Pacific Scoop
APTC partners with FNU	Fiji	Training	Samoa Observer
APTC partners with FNU	Fiji	Training	Fiji Sun
APTC partners with FNU	Fiji	Training	Fiji National University
APTC Alumni benefit from Coaching Skills Workshop	Fiji	Training, Student Experience, Alumni	Island Sun
APTC Alumni benefit from Coaching Skills Workshop	Fiji	Training, Student Experience, Alumni	Samoa Observer

APTC Alumni benefit from Coaching Skills Workshop	Fiji	Training, Student Experience, Alumni	Saipan Tribune
APTC Alumni benefit from Coaching Skills Workshop	Fiji	Training, Student Experience, Alumni	SPTO
V-C urges vital accreditation	Fiji	Training	Fiji Times
Authentic Cuisine key to Saffron's popularity	Fiji	Graduate featured	Fiji Times
Shortage of skilled labour plagues industry	Fiji	Training	Fiji Times
Fiji sugarcane workers attain Australian qualification	Fiji	EU Sugar Project	Pasifik
123 Sugar workers pass training	Fiji	EU Sugar Project	Fiji Sun
123 finish APTC studies	Fiji	EU Sugar Project	Fiji Times
Cane industry workers graduate	Fiji	EU Sugar Project	Fiji Times
Fiji students to gain international qualifications	Fiji	EU Sugar Project	Fiji Times
Education limitless, says proud single mum	Fiji	EU Sugar Project	Fiji Sun
APTC celebrates success of students	Fiji	Graduation	Pacific Scoop
38 a reke aia beeba man APTC	Kiribati	Graduation	Te Uekera
APTC supports skills development in Kiribati	Kiribati	Graduation	Education News PNG
APTC supports skills development in Kiribati	Kiribati	Graduation	Solomon Star News
APTC supports skills development in Kiribati	Kiribati	Graduation	SPTO
APTC supports skills development in Kiribati	Kiribati	Graduation	Solomon Times Online
APTC supports skills development in Kiribati	Kiribati	Graduation	Saipan Tribune
College needs Govt. support (Opinion)	PNG	Training	The National
APTC produces qualified skilled workers	PNG	Graduation	Pasifik
APTC produces qualified skilled workers	PNG	Graduation	Edunews PNG
Over 120 graduate from technical college	PNG	Graduation	The National
APTC graduate pursues dream	PNG	Alumni	The Jet
Bougainville Technical, Vocational and Trade Education boosted	PNG	Training	PNG Today
Rita finds success in cooking	PNG	Alumni	The National
APTC produces qualified workers for PNG	PNG	Graduation	Island Life
Pacific Islands attend classes	Regional	Training, Student experience	The Jet
VET supports capacity building and economic development in the Pacific	Regional	Training	TDA Magazine
Sharing the Love: How Australian VET is changing lives and supporting the economies of our neighbours in the Pacific	Regional	Training	VELG ezine
Gujarat CM Meets Delegation from Australia - A Partner Country for Vibrant Gujarat Global Summit 2017	Regional		Businesswire
Changes Brewing in the Skills Development Sector	Regional	Training	Solomon Times
Fiona Power Recognized by Worldwide Branding for Excellence in Education	Regional	Training	24-7 Press Release
TTF Seasonal Worker Program Report Glosses Over Tourism Sector	Regional	Training	TTW Europe
Labour mobility could generate an additional \$10 billion for Pacific Islanders by 2040	Regional	Training	Vanuatu Daily Post
APTC trainer is Samoa's new World chefs ambassador	Samoa	Alumni	SPTO
APTC trainer is Samoa's new World chefs ambassador	Samoa	Alumni	Samoa Observer
APTC trainer is Samoa's new World chefs ambassador	Samoa	Alumni	Radio Vanuatu
Daniella Ah-Leong Leota is Samoa's World chefs ambassador	Samoa	Alumni	Talamua

APTC assists Samoa's workforce through training	Samoa	Training, Student Experience	Talamua Online News
Creating employment through culinary art	Samoa	Training, Student Experience	Loop Samoa
Tools boost University learning	Samoa	Training	Samoa Observer
APTC provides training resources to NUS	Samoa	Training	SPTO
APTC gifted NUS with training equipment	Samoa	Training	NUS
APTC provides training resources to NUS	Samoa	Training	EM TV
APTC provides training resources to NUS	Samoa	Training	EduNews PNG
APTC provides training resources to NUS	Samoa	Training	Loop Samoa
Latin film festival closes	Samoa	Training, Student Experience	Samoa Observer
APTC Samoa welcomes new students	Samoa	Training, Student experience	Samoa Observer
Fiji student 'critical condition'	Samoa	Incident	Samoa Observer
Fiji student in Samoa in critical condition	Samoa	Incident	FBC
Sweet Success celebrated	Samoa	Graduation	Samoa Observer
Education, Health emphasized in Australian assistance for Samoa's development	Samoa	Training	Loop Samoa
Australia to provide AUD\$37.8 million in development assistance to Samoa	Samoa	Training	Pacific Islands News Association - PINA
Red Cross steps up for Fiji	Samoa; Fiji	Student experience	Samoa Observer
APTC information sessions to be held in Solomon Islands	Solomon Is.	Recruitment	Island Sun
APTC, SINU sign partnership	Solomon Is.	Training	Solomon Star
Opposition – dropouts is a ticking time bomb	Solomon Is.	Industry	Solomon Star
APTC students joins international relief organisation here	Solomon Is.	Alumni	Solomon Star
APTC graduates 48 technical students	Solomon Is.	Graduation	Island Sun
APTC commended for its support towards skills development	Solomon Is.	Graduation	Island Sun
APTC commended for its support towards skills development	Solomon Is.	Graduation	Coconut News
Rodie on transforming youths to be resourceful	Solomon Is.	Graduation	Solomon Star
More students graduate from APTC	Solomon Is.	Graduation	Solomon Star
Graduands reminded about setting directions	Solomon Is.	Graduation	Solomon Star
APTC delivers training to emerging leaders in Solomon Islands	Solomon Is.	Training, Student Experience	Pacific Scoop
APTC delivers training to emerging leaders in Solomon Islands	Solomon Is.	Training, Student Experience	World News
APTC delivers training to emerging leaders in Solomon Islands	Solomon Is.	Training, Student Experience	Radio Vanuatu
Emerging leaders undergo training	Solomon Is.	Training, Student Experience	Solomon Star
Malaita thanks APTC	Solomon Is.	Graduation	Solomon Star
A new milestone for APTC in Malaita	Solomon Is.	Graduation	Solomon Star
APTC produces early childhood teachers in Solomon Islands	Solomon Is.	Graduation	Island Sun
21 graduate from APTC	Solomon Is.	Graduation	Island Sun
Former TIV student trainee receives award for Youth Development	Solomon Is.	Alumni	Vanuatu Daily Post
122 Solomon Islanders graduate from APTC	Solomon Is.	Graduation	Solomon Times
More Solomon Islanders graduate from APTC	Solomon Is.	Graduation	SIBC Online
APTC graduates told to put to us their new skills	Solomon Is.	Graduation	Solomon Star News
122 Solomon Islanders graduate from APTC	Solomon Is.	Graduation	Saipan Tribune
APTC and SINU seal important agreement	Solomon Is.	Training	Island Sun
APTC Graduates to work in Australia	Solomon Is.	Alumni	Island Sun

40 graduates with Australian qualifications	Tonga	Graduation	Matangi Tonga
40 students graduate from APTC	Tonga	Graduation	Tonga Broadcasting Corporation
40 graduates with Australian qualifications	Tonga	Graduation	Ministry of Information and Communication Tonga
40 graduates with Australian qualifications	Tonga	Graduation	Tonga now – Online Community for Tongans
APTC information sessions to be held in Vanuatu	Vanuatu	Recruitment	Vanuatu Daily Post
APTC empowering women through education in Vanuatu	Vanuatu	Graduation	Saipan Tribune
APTC empowering women through education in Vanuatu	Vanuatu	Graduation	Vanuatu Daily Post
APTC Alumni to organise clean-up campaign and wheelbarrow push	Vanuatu	Alumni	Vanuatu Daily Post
Young woman leader and advocate gone too soon	Vanuatu	Alumni	Vanuatu Daily Post
Vanuatu President awards APTC plumbing graduate	Vanuatu	Alumni	Vanuatu Daily Post
Vanuatu President awards APTC plumbing graduate	Vanuatu	Alumni	Loop Vanuatu
Vanuatu President awards APTC plumbing graduate	Vanuatu	Alumni	Radio Vanuatu
New publication, 'The New Pacific Diplomacy' to be launched in Vanuatu	Vanuatu	Training	Loop Nauru
Active participation wanted for APTC alumni members: chairlady	Vanuatu	Alumni	Vanuatu Daily Post
APTC empowering women through education in Vanuatu	Vanuatu	Graduation	Island Sun
PM opens Youth Economic Empowerment Forum	Vanuatu	Training	Vanuatu Daily Post
APTC provides training to Vanuatu	Vanuatu	Graduation	Island Life Magazine

Annex 4 Acronyms and Definitions

AGM	Annual General Meeting
APTC	Australia-Pacific Technical College, referred to in this document as the College or the APTC
AQTF	Australian Quality Training Framework
ARP	Annual Report and Plan
ASQA	Australian Skills Quality Authority
CEO	Chief Executive Officer
CM	Country Manager (APTC – located in Fiji, PNG, Samoa, Solomon Islands and Vanuatu)
CRM	Customer Relationship Management
CCS	Course Commencement Survey
DFAT	Department of Foreign Affairs and Trade
EDTD	Executive Director Training Delivery
EES	Employer Engagement Survey
EMIS	Education Management Information System
EoCL	End of Course Learner Survey
EU	European Union
FFS	Fee-for-Service
FHEC	Fiji Higher Education Commission
HR	Human Resource
GTS	Graduate Tracer Survey
ICT	Information Communication Technology
IPP	Individual Performance Plan
ISAS	Institute Student Administration System
IVETA	International Vocational Education and Training Association
KIT	Kiribati Institute of Technology
LLN	Language Literacy and Numeracy
LSF	Learning Support Facilitator
LT	Leadership Team
MEF	Monitoring and Evaluation Framework
MPPR	Manager Planning, Performance and Reporting
M&E	Monitoring and Evaluation
NATC	National Automotive Training Centre (PNG)
NATTB	National Apprenticeship and Trade Testing Board (PNG)
NAV	Navision (financial system software)
NGO	Non-Government Organisation
NTC	National Training Council (PNG)
NUS	National University of Samoa
PAF	Performance Assessment Framework
PIF	Pacific Island Forum (Member countries include Australia, Cook Islands, Federated States of Micronesia, Fiji, Kiribati, Nauru, New Zealand, Niue, Palau, Papua New Guinea, Republic of Marshall Islands, Samoa, Solomon Islands, Tonga, Tuvalu and Vanuatu)
PNG	Papua New Guinea

POMTech	Port Moresby Technical College
PWD	Public Works Department (Fiji)
QMS	Quality Management System
RHO	Regional Head Office (Suva Fiji)
RPL	Recognition of Prior Learning
RTO	Registered Training Organisation
S4EG	Skills for Economic Growth
S4IG	Skills for Inclusive Growth
SAPD	Specialist Advisor Professional Development
SINU	Solomon Islands National University
SIS	Small Island States (Countries include: Cook Islands, Federated States of Micronesia, Kiribati, Republic of the Marshall Islands, Nauru, Niue, Palau and Tuvalu)
SNR	Standard for NVR (National VET Regulator) for RTOs. This replaces the AQTF standards
SoS	Scope of Services
SQA	Samoa Qualifications Authority
SSIP	European Union Support to the Sugar Industry Program
SVTA	Specialist Vocational Training Advisor
TA	Training Assistant
TAE	Certificate IV in Training and Assessment
TAFE	Technical And Further Education
TASP	Training and Assessment Strategy Plan
ToC	Theory of Change
TQ	TAFE Queensland
TQEC	TAFE Queensland East Coast
TVET	Technical and Vocational Education and Training
USP	University of the South Pacific
VQA	Vanuatu Qualifications Authority
VELG	Vocational education Learning Group (Australia)
VESP	Vanuatu Education and Support Program
VET	Vocational Education and Training
VIT	Vanuatu Institute of Technology
VKA	Vocational Knowledge Assessment
YTD	Year To Date



APTC Regional Head Office

Ganilau House Cnr Edward and Scott Street Suva
PO Box 14319 Suva Fiji

Phone +679 330 0967

Fax +679 331 2288

Email enquiries@aptc.edu.au

Web www.aptc.edu.au