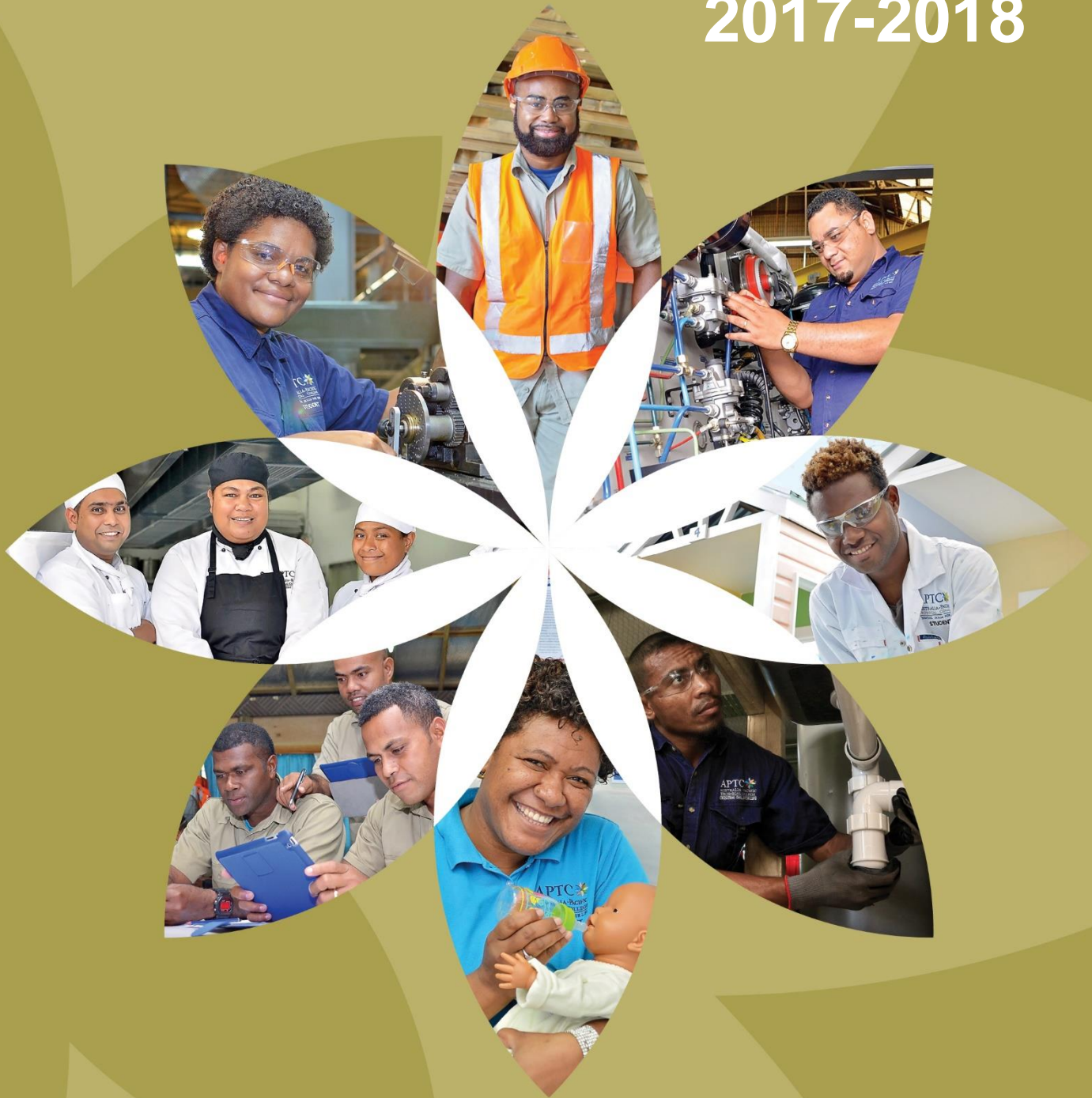


# APTC Annual Report and Plan 2017-2018



**APTC**   
AUSTRALIA-PACIFIC  
TECHNICAL COLLEGE  
CREATING SKILLS FOR LIFE

**Australian  
Aid** 

## Contents

ANNUAL REPORT AND PLAN 2017 – 2018 .....	1
EXECUTIVE SUMMARY .....	2
REPORT SUMMARY .....	3
RELEVANCE .....	7
Labour Market Research .....	7
<b>Labour Market Analysis (LMA)</b> .....	7
<b>Country Profiles</b> .....	7
<b>e-Scan</b> .....	7
Campus Country Labour Market Consultations .....	8
Training Profile .....	9
<b>Planned Profile 2018</b> .....	9
<b>Training Profile Plan - Semester 1 2018</b> .....	9
<b>Training Profile Plan - Semester 2 2018</b> .....	10
<b>2017 Offerings Update</b> .....	10
Partnerships .....	11
<b>European Union Support to the Sugar Industry Program (SSIP)</b> .....	11
<b>Fiji Higher Education Commission (FHEC)</b> .....	12
QUALITY .....	13
Compliance .....	13
<b>Audit</b> .....	13
<b>Continuous Improvement</b> .....	13
<b>Professional Development for APTC Staff</b> .....	13
Student Activity .....	14
<b>Cumulative Enrolment Data</b> .....	14
<b>Graduate Outcome Data</b> .....	14
<b>Graduates 2017</b> .....	15
Graduations .....	17
Surveys .....	18
<b>Course Commencement Survey</b> .....	18
<b>End of Course Learner Survey</b> .....	20
<b>Graduate Tracer Survey (GTS)</b> .....	21
<b>Employer Engagement Survey (EES)</b> .....	21
National Training Authority Registrations .....	23
APTC Communication .....	23
<b>Publications</b> .....	24

<b>New Projects</b> .....	25
<b>Social Media</b> .....	25
Scholarship Activity .....	26
<b>Applications</b> .....	26
<b>Enrolments</b> .....	27
<b>Deferrals</b> .....	27
<b>Non-Completions</b> .....	27
<b>Graduates</b> .....	27
Learner Support.....	28
Business Development .....	28
<b>FFS Activity 2017</b> .....	28
<b>Fee Paying Places</b> .....	29
SUSTAINABILITY.....	30
Stakeholder Engagement.....	30
<b>Fiji</b> .....	30
<b>Samoa</b> .....	30
<b>Solomon Islands</b> .....	31
<b>PNG</b> .....	31
<b>Vanuatu</b> .....	31
Training for Partner Institutions .....	32
EMPLOYMENT .....	33
APTC to Work .....	33
<b>Foundation Skills</b> .....	33
Alumni Network.....	34
<b>Activity Update</b> .....	34
<b>Alumni Professional Development and Chapter Activities</b> .....	34
<b>Alumni Achievements</b> .....	35
MIGRATION.....	36
Country of Destination for Graduates.....	36
Migrant Graduate Qualifications.....	36
Information for Graduates .....	36
FOUNDATIONAL.....	37
M&E Activities .....	37
<b>Outcomes Studies</b> .....	37
<b>Impact Studies</b> .....	37
<b>Evaluation</b> .....	38
Risk Management.....	38
Administrative Systems and Processes.....	38

Facilities and Asset Management .....	40
Human Resources Management.....	41
Contract Management .....	42
Information and Communication Technologies.....	42
Nationalisation.....	43
<b>Staffing Levels by Campus – December 2017</b> .....	43
<b>Comparative Staffing Levels</b> .....	43
Reporting Activities.....	43
ANNEXES .....	44
<b>Annex 1 Student Activity</b> .....	44
<b>Annex 1 (a) Cumulative Data - All Countries</b> .....	137
<b>Annex 1 (b) Graduate Country of Destination</b> .....	147
<b>Annex 1 (c) Migrant Graduate Qualifications</b> .....	148
<b>Annex 2 Media Report</b> .....	149
<b>Annex 3 Acronyms and Definitions</b> .....	154

# ANNUAL REPORT AND PLAN 2017 – 2018

---

It is with pleasure that I submit the 2017 - 2018 Annual Report and Plan (ARP) on behalf of the Contractor, Management and Staff of the Australia-Pacific Technical College (APTC).

The ARP reports against all Scope of Services (SoS) performance requirements for the period of 1 January – 31 December 2017. Furthermore, it provides the opportunity to highlight the many achievements against the APTC goal of a more prosperous Pacific driven by a skilled, competitive and productive workforce.

Delivering quality training in support of regional economic growth, productivity and employment outcomes continues to be the key focus of the Australia-Pacific Technical College. The format of the report reflects the alignment of the program goal, and the Monitoring and Evaluation Framework (MEF) and Theory of Change (ToC) embedded in the Stage 2 Extension contractual requirements. The ARP reports on progress against the deliverables under the Performance Assessment Framework (PAF). It incorporates financial reports on expenditure to date and estimates for the coming year.

The report shows that the APTC responds to the demand for skilled and qualified workers in a range of industry sectors. APTC's priority is providing skills for work by ensuring the Training Profile responds to the specific labour requirements of participating Pacific Island Countries. The report confirms that the APTC has exceeded the target of 7000 graduates for Stage 2 with a range of internationally recognised Australian qualifications that equip men and women for paid employment now and into the future.

The achievements detailed in the ARP recognise the collaborative working relationship of the Department of Foreign Affairs and Trade (DFAT), the Managing Contractor TAFE Queensland, Industry and Technical, Vocational Education and Training (TVET) institutions and the APTC Leadership Team. We work together to promote and maintain APTC's reputation for quality training across the Pacific, provide skills relevant to labour market requirements, support the TVET sector to improve and sustain their systems and training delivery and help graduates attain improved employment and become instrumental in making their workplaces more productive.

2017 saw APTC celebrate its 10 year Anniversary with an array of celebrations conducted across the region.

As the final Annual Report and Plan for Stage 2, I commend the 2017 - 2018 ARP to your attention, noting it is submitted by the Australia-Pacific Technical College Contractor, TAFE Queensland (TQ); and recommend that DFAT:

1. Formally acknowledge receipt of the document to the Chief Executive Officer
2. Where applicable, provide advice as to the requirement for further information or clarification of content within the Report and Plan, and
3. Accept and approve the Report and Plan to enable advice to be provided to the Contractor by the Chief Executive Officer.



Denise O'Brien  
Chief Executive Officer

## EXECUTIVE SUMMARY

---

The Annual Report and Plan (ARP) is the major report provided to the Department of Foreign Affairs and Trade (DFAT) for the Australia-Pacific Technical College (APTC) project. The main focus of the project is the delivery of quality training in support of regional growth and productivity by supporting Pacific Island men and women to obtain skills for work in the paid economy and to support the development of the TVET sector in the Pacific.

During 2017 APTC has continued to achieve strong outcomes against the Monitoring and Evaluation Framework and Scope of Services contractual requirements, and in line with the project and sustainability objectives APTC has delivered a number of strategic initiatives throughout the year. These have included:

- › expansion of existing partnerships with Pacific TVET institutions to support capacity and capability development
- › commencement of new partnerships with Pacific TVET institutions and bilateral programs and the completion of the partnership with the European Union
- › implementation of quality reviews with TVET partners across the Pacific
- › continued registration with all campus country national training authorities
- › significant upgrades to partner facilities and equipment in campus countries to meet training requirements
- › continued implementation of the APTC Nationalisation Strategy
- › publication of a series of Impact Stories chronicling the achievements of alumni
- › improved business processes with updates to the student and financial management systems
- › launch of the renewed APTC website and the updated APTC intranet
- › conducting pilot programs for people with low LLN abilities

The Stage 2 Extension (1 July 2015 – 30 June 2018) contains a revised target of 7000 graduates by 2018. As of December 2017 APTC had recorded a graduate total of 8667 for Stage 2 of the project.

As the project moves into the final semester of Stage 2 delivery in 2018, the projected graduate total is approximately 9300, well above the original target and within the allocated budget. Over the life of the project, APTC has been able to significantly reduce the cost per student through the consolidation of campus facilities, nationalisation of the workforce where possible and the maximisation of class sizes.

This year, APTC has invested further in capability development for staff and TVET partners through provision of the International Training and Assessment Courses, Certificate IV in Training and Assessment, cookery workshops and allocation of places into APTC courses for partner staff.

There has been continued emphasis on empowering women in the Pacific, with prioritised places in courses, and programs designed and delivered specifically for women. In 2017 43% of graduates were female.

# REPORT SUMMARY

---

## Introduction

The key focus of the APTC is the delivery of quality training in support of regional economic growth and productivity. This current report is for the period of 1 January – 31 December 2017, and includes training delivery plans for the 2018 calendar year.

The 2017 - 2018 ARP report aligns with the APTC goal and end-of-program outcomes specified in the Monitoring and Evaluation (M&E) Plan. The report addresses mandatory reporting requirements documented in the SoS, including progress against the Performance Assessment Framework (PAF) and financial reports on expenditure. This is the last ARP to be produced under the Stage 2 contractual requirements.

The report documents student activities by country and by funding source. The tables used to report data on applications for admission, course enrolments and graduates summarise activity against both the Department of Foreign Affairs and Trade (DFAT) supported and non-DFAT supported funding sources.

DFAT supported courses are: full or part scholarships, students funding their own fees, donors funding students' fees or employers funding their employees' fees. This category also includes students enrolled under partnership agreements where a Partnership Agreement has been signed with an APTC partner. It should be noted that the payment of fees by any party constitutes a small component of the total cost of a class place, with the remainder subsidised by DFAT funding.

Non-DFAT funded training is typically any course that is delivered as full cost-recovery (commercial) for local and regional students, as well as APTC staff undertaking capacity building through the APTC Centre for Professional Development.

## APTC celebrates ten years



This year marks APTC's 10 years in existence. It is a very exciting time for all at APTC, and in many ways a milestone occasion.

In 2006, the Australian Government announced the establishment of APTC at the Pacific Islands Forum. This initiative was welcomed by Pacific Island leaders. A year later, APTC began its journey of 'Creating Skills for Life'.

Over the last 10 years, APTC has made great strides in delivering Australian skills and qualifications to over 12,000 Pacific women and men who are now contributing to the development of their families and countries. Some of the highlights of the past decade are featured below.

### Graduates

From inception, APTC has performed very well against enrolment and graduate targets, achieved within the allocated funding. In Stage 1 the graduate target of 2760 was exceeded by 724 (26%) with 3484 graduates. For Stage 2 the graduate target of 3450 was exceeded by 1774 (51%) with a total of 5224 graduates. To date the Stage 2 Extension target of 3550 has recorded 3443 graduates.

### National staff

APTC has prioritised the employment of national staff across all areas, including administration, training delivery and management. From a base of nineteen percent of Pacific Island national employees in Stage 1, national staff now represent eighty percent of all people employed by APTC.

### TVET partners

The establishment of partnerships with TVET institutions across the Pacific is central to the APTC charter. From initial agreements with TVET providers in three campus countries, APTC now boasts arrangements with fifteen TVET partners, including in every campus country. In addition, APTC has agreements with the TVET bilateral programs in Vanuatu, Solomon Islands, Kiribati and Tonga.



## **Industry partners**

APTC has enjoyed strong partnerships with industry employers and representative bodies throughout the previous ten years. This includes arrangements to provide tailored training for industry sponsored cohorts such as the Coral Seas Hotel Group in PNG, with the employers paying tuition fees, and agreements to provide scholarships in areas of demand identified by industry, such as the agreement with the Textile, Clothing and Footwear Council of Fiji to deliver the Certificate III in Applied Fashion Design and Technology to council member employees.

## **Campus/infrastructure**

As part of its commitment to promoting quality training, APTC has provided substantial additions and improvements to campus country delivery sites, and to TVET partner premises. This includes new buildings, renovations to existing premises and the provision of new equipment that is representative of industry requirements. Sites that have benefitted from this investment include POMTech and the National Polytechnic of Lae (PNG), National University of Samoa, Vanuatu Institute of Technology, Fiji National University, University of the South Pacific (Fiji), Don Bosco Technical Institute (Solomon Islands).

## **European Union**

In 2014 APTC, in collaboration with DFAT, entered into a EUR€4M agreement with the EU to provide training to the Fijian sugar industry stakeholders through the Training Support to the Fijian Sugar Industry project in Fiji. Through the project, APTC not only delivered training to more than 1500 people across twenty-four qualifications, but in the wake of Cyclone Winston in 2016 also partnered with Habit for Humanity to construct forty new homes for families in the Western region.

## **Empowering women**

APTC actively works to promote and encourage training and professional development, especially in non-stereotypical work opportunities, for women in the Pacific. Specific initiatives undertaken in 2017 are outlined below.

### **Maximising female entry**

Where possible, classes are always prioritised for entry to females, with the Certificate III in Hospitality (Accommodation Services) in Solomon Islands and the Certificate III in Hospitality (Food & Beverage) in Vanuatu conducted exclusively with female enrolment in 2017.

### **Women in Trades**

APTC and Curtain Bros (PNG) commenced delivery of a pilot Women in Trades program in semester 2 2017. Curtain Bros recruited women for positions in the traditionally male-dominated trade areas of fabrication, automotive, plumbing and painting and decorating. These employees were subsequently mobilised and enrolled into corresponding courses with APTC at the Fiji, PNG and Samoa campuses, studying for an initial ten weeks, after which they returned to Curtain Bros to put the knowledge they had gained into practice on the job. The women are scheduled to return to APTC in the latter part of semester 1 2018 to complete their qualifications.

### **Women in Small Business**

APTC in collaboration with the Australian Business Volunteers (ABV) delivered training to Fijian women through the Certificate IV in New Small Business program. The program aims to develop the skills and knowledge of female entrepreneurs, supporting them to take their businesses to greater heights.

The women participating in the program have entrepreneurial experience in diverse businesses including floristry, tour operations, gold buying, online sales, commercial and residential painting, and childcare.

The program was supported by ABV through the provision of mentors who worked closely with the participants to provide them with regular customised advice on specific business and organisational needs. Training in the qualification was completed for the Fiji cohort in November 2017, with a Solomon Islands class which commenced in September 2017 due for completion by June 2018.



## Impact Stories

Over the last year APTC has produced a series of impact stories for Samoa, Solomon Islands, PNG and Vanuatu. Impact stories highlight the achievements of APTC students and alumni, featuring notable activities from across the Pacific, in a multitude of industries.

The final impact stories publication will highlight the achievements of the APTC alumni in Fiji. This publication will be available in early 2018.

## Quality Reviews

APTC was engaged in 2016 to conduct reviews of selected courses from a range of Pacific Islands TVET institutions. Included in this initiative was benchmarking against the standards within the Australian Qualifications Framework of TVET curricula (competency based training), trainer qualifications and experience, site facilities, institute engagement with industry and compliance with regulatory authorities (where applicable).

APTC provided qualified and experienced sector experts to conduct interviews in-country with TVET staff and students, and to undertake audits of facilities and collect relevant curricula.

Outcomes of the reviews completed to date are comprised of recommendations that include alterations to course structure, enhancement of equipment and facilities, upgrading of trainer TVET experience and assessor qualifications.

## Industry representation

### Australian International Education Conference (AIEC)

The AIEC was held in Tasmania in October, with the theme of “Embracing Diversity”. The APTC CEO was invited to present two sessions:

An Australian VET institution offshore: – *should you issue qualifications from Australia or another country?*

- › The APTC CEO presented the journey of an Australian institution offshore delivering Australian VET qualifications. She discussed the benefits and challenges of delivering Australian VET qualifications offshore while complying with local issues

In focus: *The Pacific*

- › This session drew on the insights of Australian Government officials responsible for Australia’s development assistance programs in the Pacific region. The panel, including senior educational leaders in the Pacific, explored the priority future directions for education, training and research as articulated by the Pacific communities themselves

### Australian Council for Adult Literacy 2017 National Conference

Two APTC national trainers presented a session entitled “Facilitating Foundations Skills: A Pacific Perspective” at this conference held in Darwin.

The presentation portrayed the model APTC uses for Foundation Skills support, and how it incorporates some of the best practices developed in the region, including Australia.

The presenters shared how APTC supports students in developing foundation skills to meet the needs of industry, as well as the impact this support has not only on individual’s skills and employability, but the ripple effect it has on communities.

Attendance at the conference was a valuable professional development opportunity for the APTC trainers, as they were able to connect with Australian scholars, researchers and educators. Feedback after the presentation proved there was much interest in the Pacific culture, the learners’ profiles and how cultural practices such as a communal way of learning are incorporated into practice.

## **APTC Leadership Team Performance Plan**

The APTC Leadership Team (LT) revised and updated the LT Performance Plan in 2017. The current plan attributes responsibilities and actions to team members in achieving the stated outcomes.

Priorities for the plan include:

- › Developing and implementing a stakeholder engagement plan including the creation of a single repository for stakeholder engagement designed to achieve efficiencies in stakeholder consultations.
- › Expanding teaching and learning support and services for existing TVET partners. This involves expanding pathway programs and supporting delivery of national curricula with partners.
- › Implementing a green citizen action plan
- › Developing and implementing a staff development plan which includes a formal mentoring program and targeted coaching

Progress on activity in each category is evaluated and updated at each LT meeting.

# RELEVANCE

---

## APTC PROVIDES SKILLS RELEVANT TO LABOUR MARKET REQUIREMENTS IN TARGETED SECTORS

*Scope of Services 2.2, 2.7, 2.12(a), 5.29, 5.30, 5.31, 5.32, 5.4, 5.5, 5.9, 6.1, 6.2, 6.3, 6.4, 12.11, 12.12 (a-f), 12.16, 12.18*

## Labour Market Research

### Labour Market Analysis (LMA)

The APTC LMA Framework aims to provide a method to identify and monitor skills gaps on an ongoing basis, to facilitate further identification of labour market skills gaps and/or needs to support planning. The purpose of the LMA Framework is to:

- › Identify and monitor changing industry priorities
- › Conduct ongoing national workforce planning and skills gap analysis – to prioritise and direct ongoing human resource development needs
- › Assess adjustments required for and from key government policy outcomes and progress against the individual country strategic development plans
- › Develop policy recommendations to respond to skills gaps and priorities in various regions and sectors

The APTC Labour Market Analysis (LMA) Framework has been developed and is available on the APTC quality management system.

The methodology set out in the LMA has been used to undertake research on Early Childhood Care and Tourism (including Hospitality and Cookery) labour demand in 2017. The outcomes from these studies have been used to guide the development of the 2018 Training Profile.

### Country Profiles

To date Country Profiles and Plans have been finalised for all of the campus countries – Fiji, PNG, Samoa, Solomon Islands and Vanuatu, and for Kiribati.

The CEO, Executive Director Strategy, Monitoring and Evaluation (ED SME) and Country Managers (CM) conducted substantial in-country consultations with government and local DFAT representatives across many of the PIF countries in 2016. These consultations, along with the information from the Country Profiles and industry consultations, served as the basis for the review of the APTC Country Skills Development Plans and the 2016 - 2018 APTC Regional Training Profile.

APTC features in the August 2017 Delloitte and United Nations Development Program (UNDP) publication “Fulfilling the land of opportunity: How to grow employment in PNG”. When commenting on the gender balance in blue collar businesses in PNG, the authors stated that

“The college (Australia-Pacific Technical College) trains approximately 300 plus students a year in a range of subjects from fashion to catering to engineering. The survey found blue collar businesses are generally male orientated. The college is helping challenge these gender roles.”

*Page 5 Fulfilling the land of opportunity: How to grow employment in PNG.*

### e-Scan

The annual APTC e-Scan 2017 was completed in March. The e-Scan 2017 explores available information that has been systematically collected and analysed to inform strategic decision-making on training for skills development in the Pacific region. The APTC e-Scan 2016 formed the basis for the 2017 APTC e-Scan with content being reviewed for currency and relevance. As part of this process websites, in particular Australian government and key global and regional websites, were scanned for updated information and for emerging issues relevant to APTC’s activities in the Pacific region, and the economic and societal changes impacting on the TVET landscape across the Pacific.

# Campus Country Labour Market Consultations

As part of in-country activities, the APTC Executive Management Team met with the following government and industry representatives throughout the year:

## Fiji

- › Greenpower – discussion on a short course in Renewable Energy, delivered at FNU site
- › USP – Learning Resource Development for training in resilience
- › FHEC
  - › EU PacTVET Project and Regional qualifications in Resilience (Climate Change Adaptation and Disaster Risk Reduction) and Sustainable Energy
  - › Higher Education Improvement Program
  - › MoU and ongoing partnership
  - › mapping skills development and lifelong learning pathways in the Pacific Island states
- › Ministry for Social Welfare – training needs
- › Fiji Commence & Employers Federation – Small Business training
- › Mark One Apparel –new childcare centre
- › UN Women – training in counselling
- › UNICEF
  - › counselling training in Nauru
  - › child protection
- › Australian Business Volunteers – New Small Business program
- › Wintec International Development Services – pathways in Hospitality/Cookery between APTC and Wintec
- › Sangam College of Nursing – Certificate III in Individual Support

## Samoa

- › National University of Samoa
  - › Plumbers Association Executive Committee plumbing project proposal and industry standards
- › Samoa Qualifications Authority
  - › APTC Training Profile 2017-2018
  - › planned MoU

## PNG

- › Curtain Brothers – Women in Trades program
- › Industry consultation – counselling training
- › DFAT briefing

## Solomon Islands

- › DFAT briefing
- › Consultations with S4EGI
- › Consultations with DBTI

## Tonga

- › Tonga Skills – management committee meeting
- › Tupou Tertiary Institute – collaboration with APTC
- › Tonga Skills for Inclusive Growth program team leader
- › DFAT briefing

## Vanuatu

- › Vanuatu Qualifications Authority
- › DFAT briefing

# Training Profile

## Planned Profile 2018

The training profile for the 2018 calendar year was revised in semester 2 2017 and incorporates current industry intelligence. The following course lists reflect the planned delivery at APTC campus locations, by semester.

### Training Profile Plan - Semester 1 2018

Training Profile Semester 1 2018						
Course	Planned Graduates by Campus					
	Fiji	PNG	Samoa	Solomon Islands	Vanuatu	Total
Certificate III in Air Conditioning and Refrigeration	16					16
Certificate III in Applied Fashion Design and Technology	20					20
Certificate III in Carpentry	32	16		16	14	78
Certificate III in Commercial Cookery	16	16	14			46
Certificate III in Early Childhood Education and Care	24					24
Certificate III in Education Support			20		20	40
Certificate III in Electrotechnology Electrician	16	16				32
Certificate III in Engineering - Mechanical Trade (Diesel Fitting)	14	16				30
Certificate III in Engineering - Fabrication Trade		14	14			28
Certificate III in Engineering - Mechanical Trade (Fitting and Machining)	14	14				28
Certificate III in Hospitality (Accommodation Services)			14	18		32
Certificate III in Hospitality (Food Beverage)	18	18				36
Certificate III in Individual Support (Ageing Home and Community)	24					24
Certificate III in Light Vehicle Mechanical Technology	28	16				44
Certificate III in Painting and Decorating	16					16
Certificate III in Plumbing			14			14
Certificate III in Tourism					20	20
Certificate III in Wall and Floor Tiling	16					16
Certificate IV in Training and Assessment		22				22
Certificate IV in Youth Work				20		20
<b>Total</b>	<b>254</b>	<b>148</b>	<b>76</b>	<b>54</b>	<b>54</b>	<b>586</b>

## Training Profile Plan - Semester 2 2018

Training Profile Semester 2 2018						
Course	Planned Graduates by Campus					
	Fiji	PNG	Samoa	Solomon Islands	Vanuatu	Total
Certificate III in Air Conditioning and Refrigeration	16					16
Certificate III in Applied Fashion Design and Technology	20					20
Certificate III in Carpentry	32	16		18	14	80
Certificate III in Commercial Cookery	16	16	14		16	62
Certificate III in Early Childhood Education and Care	24					24
Certificate III in Education Support					20	20
Certificate III in Electrotechnology Electrician	16	32				48
Certificate III in Engineering - Mechanical Trade (Diesel Fitting)	14	16				30
Certificate III in Engineering - Fabrication Trade		14	14			28
Certificate III in Engineering - Mechanical Trade (Fitting and Machining)	14	14				28
Certificate III in Hospitality (Accommodation Services)			14	18		32
Certificate III in Hospitality (Food Beverage)	18	18			16	52
Certificate III in Individual Support (Ageing Home and Community)	24					24
Certificate III in Light Vehicle Mechanical Technology	28	16				44
Certificate III in Painting and Decorating	16					16
Certificate III in Patisserie	14					14
Certificate III in Plumbing			14			14
Certificate III in Tourism					20	20
Certificate III in Wall and Floor Tiling	16					16
Certificate IV in Disability	20					20
Certificate IV in Leadership and Management	24	24	24	24	24	120
Certificate IV in New Small Business				24		24
Certificate IV in Youth Work			20			20
<b>Total</b>	<b>312</b>	<b>166</b>	<b>100</b>	<b>84</b>	<b>110</b>	<b>719</b>

### 2017 Offerings Update

As a result of consultation with the Fiji Textile, Clothing and Footwear Council, the delivery of the Certificate III in Applied Fashion Design and Technology was amended from employer-funded to a tuition fee waiver to facilitate full participation. Delivery of the Certificate III in Applied Fashion Design and Technology continues with another program planned for semester 1 2018.

The planned Certificate III in Individual Support pathway program for Kiribati citizens was deleted from the training profile for semester 1 2017.

A Certificate IV in New Small Business was added to the training profile for semester 2 2017 following consultation with local industry.

The Certificate IV in Hospitality scheduled for delivery in Samoa in semester 2 2017 was deleted.

Industry consultation in PNG led to the addition of another Certificate III in Electrotechnology for semester 2 2017 at the POMTech campus.

The Certificate III in Early Childhood Education and Care was deleted from the Vanuatu delivery plan for semester 2 2017 following industry consultation.

The Certificate IV in Youth Work in PNG was deleted after industry consultation.

Following industry consultation the Diploma of Counselling was added to the training profile for Fiji and PNG, commencing semester 2 2017.



## Partnerships

The status of APTC operational agreements, as well as those with agreements currently under negotiation are listed below.

Country	Partner	Service/Facility	Status of Agreement
Fiji	University of the South Pacific	Training Facilities	Current until 30 June 2018
	Fiji National University	Training Facilities	Current until 30 June 2018
	Ministry of Infrastructure and Transport - Walu Bay	Training Facilities	New agreement to be signed - to 30 June 2018
	TISI Sangam College of Nursing and Health Care Education	Training Facilities, Teacher Training Support, Curriculum Development	Current to 30 December 2017
Kiribati	Kiribati Institute of Technology	Quality Reviews, Training Support, Pathways; Customer contact	Current until 30 June 2018
PNG	Port Moresby Technical College	Training Facilities	Current until 30 June 2018
Samoa	National University of Samoa	Training Facilities	Current until 30 June 2018
Solomon Islands	Don Bosco Technical Institute	Training Facilities and Pathways	Current until 30 June 2018
	Solomon Islands National University (SINU)	Training Facilities	Current until 30 June 2018
	Skills for Economic Growth (S4EG) bi-lateral program – Palladium as the managing contractor	Training Equipment and staffing	Current until 31 December 2017
Tonga	Tongan Chamber of Commerce	Customer Contact	Current until 30 June 2018
	Tonga Skills for Inclusive Growth (TS4IG) – Scope Global as the managing contractor	Development and Training	Current until 30 June 2018
Vanuatu	Ministry of Education - Vila North Public School	Training Facilities	Current until 30 June 2018
	Vanuatu Institute of Technology	Training Facilities and Pathways	Current until 30 June 2018

## European Union Support to the Sugar Industry Program (SSIP)

The EU/DFAT “Accompanying Measures for Sugar Protocol (AMSP–2013) – Strategic Restructuring of the Sugar Cane Industry” agreement, signed in February 2014 and valued at €4M, required APTC to deliver a training program to support the sugar industry in Fiji over the period 2014-17.

APTC conducted a training needs analysis (TNA) across the sugar supply chain from farming to milling operations. The TNAs were conducted in two phases and initially focussed on operations across the four Fiji Sugar Corporation (FSC) sugar mills. The second phase addressed the training requirements of the non-milling sector, including the FSC Farm Advisory Service, Lautoka and Labasa Cane Producers Associations, Sugar Cane Growers Council, Sugar Cane Tribunal and the Sugar Cane Research Institute of Fiji.

Informed by the outcome of the TNAs APTC developed a project and training implementation plan, which commenced in February 2014, and was completed in December 2017.

Upon project completion, training activity exceeded the planned delivery, with more than two thousand certificates being completed in either full qualifications, skills sets or targeted workshops.

The tables below illustrate the training delivered for this project.

<b>Completion of Non-Accredited Training</b>	<b>Female</b>	<b>Male</b>	<b>Total</b>
Build Back Safer Workshop	70	254	324
European Union Project - Farming As A Business Workshop	12	215	227
European Union Project – Leader Farmer Business Workshop	8	253	261
Business Writing	2	21	23
Hot Works Training	3	101	104
Leadership and Communication Workshop	2	70	72
<b>Total</b>	<b>97</b>	<b>914</b>	<b>1011</b>
<b>Completion of Accredited Skills Sets</b>	<b>Female</b>	<b>Male</b>	<b>Total</b>
Certificate III in Business	40	128	168
Certificate IV in Business	22	40	62
Certificate IV in Training and Assessment	12	70	82
Dogging & Rigging (Performance Training)		24	24
Working at Heights (Performance Training)		72	72
Confined Spaces (Performance Training)		74	74
Isolate and Access Plant (Performance Training)	4	106	110
Boiler Attendant (Performance Training)		16	16
<b>Total</b>	<b>78</b>	<b>530</b>	<b>608</b>
<b>Graduates - Full Qualifications</b>	<b>Female</b>	<b>Male</b>	<b>Total</b>
Certificate II in Skills for Work and Vocational Pathways	21	23	44
Certificate II in Construction		48	48
Certificate III in Carpentry		15	15
Certificate III in Electrotechnology		23	23
Certificate III in Engineering - Fabrication Trade		38	38
Certificate III in Engineering - Mechanical Trade (Diesel Fitting)		17	17
Certificate III in Engineering - Mechanical Trade (Fitting and Machining)	1	12	13
Certificate III in Plumbing		1	1
Certificate IV in Leadership and Management	28	64	92
Certificate IV in Frontline Management	18	91	109
Certificate IV in Project Management Practice	9	55	64
<b>Total</b>	<b>77</b>	<b>387</b>	<b>464</b>

## **Fiji Higher Education Commission (FHEC)**

APTC and the FHEC have agreed to work collaboratively towards building the capacity of TVET in Fiji. Both institutions have signed a Memorandum of Understanding to formalise the partnership to implement joint initiatives and activities for development opportunities for those working in TVET, and to assist with designing projects and frameworks to ensure sustainable delivery of TVET education.

APTC and FHEC will jointly undertake a project to offer the Australian Certificate IV in Leadership and Management to around twenty participants from national TVET institutes to allow them to gain specific skills and expertise as they transition into leadership and supervisory roles.

Under the partnership, FHEC will discuss capacity building in the area of competency-based training with national TVET institutes.

# QUALITY

---

## **APTC HAS A GOOD REPUTATION IN THE PACIFIC AS A HIGH QUALITY PROVIDER OF TVET**

*Scope of Services 2.12(c, f, g, i), 5.2, 5.3 (a-c), 5.10 (a, b), 5.11 (a), 5.12 (a-c), 5.13 (a), 5.14, 5.20 (d-k), 5.21 (a-f, h, i), 5.24, 7.1, 7.2, 7.3, 8.2, 10.1-10.6, 12.9, 12.11, 12.12 (a), 12.21, 13.1, 13.2 (a, c), 13.3 (c, d), 14.1, 14.2, 17.1, 17.2, 17.3 (a-f), 19.1-19.3*

## **Compliance**

### **Audit**

In semester 2 2016 TAFE Queensland East Coast (TQEC) conducted a follow-up visit from the internal audit conducted by them in semester 2 2015. The final audit report was provided to APTC early in 2017. All audit non-compliances have now been addressed and closed out.

### **Continuous Improvement**

Following the appointment of the Continuous Improvement Coordinator in January 2017, a number of initiatives were undertaken this year:

The APTC Continuous Improvement Framework has been implemented, including updated policies, work instructions and resources. The framework supports industry best practice and the quality and consistency of APTC services in accordance with legislative and regulatory requirements, contractual obligations and risk management activities.

Spot checks of training, delivery and assessment activities and processes are regularly undertaken to define expectations and improve understanding of APTC's compliance and quality requirements, and to ensure adherence to the Standards for RTOs 2015.

A new continuous improvement register has been developed and implemented to track and scaffold all APTC compliance activities.

A single point of access for training resources has been created under the intranet APTCentral, providing an improved ability to manage documents, and streamline the use of techniques, instruments and tools.

A series of professional development sessions for trainers, tutors, SVTAs and country managers was conducted via Skype in semester 2 2017. The sessions included how to save and access resources and assessments, writing assessments at AQF levels, determining assessment requirements in a unit of competency, providing effective feedback to students, characteristics of volume of learning and amount of training, and the APTC training quality review and continuous improvement process. Sessions were well received across all campuses and provided evidence of currency for staff.

## **Professional Development for APTC Staff**

### **Student Welfare Officer Training**

Student Welfare Officers from all APTC campuses gathered in the Fiji RHO to undertake further training in student support. The four-day workshop, delivered by the APTC Diploma of Counselling trainer included topics relevant to holistic support of students:

- › Communication techniques and skills
- › Cultural competence
- › Dealing with loss and grief
- › Domestic and family violence
- › Disability awareness
- › Mental health, trauma
- › Alcohol and other drugs

### **Cookery training**

APTC conducted a workshop for cookery trainers from USP, FNU and APTC at the Pacific Fusion Restaurant in Suva in July. This was the first collaborative training that involved integrating other national training institutions into APTC professional development initiatives.

## **International Training and Assessment Courses**

In July APTC national trainers successfully completed the International Training and Assessment Courses (ITAC) delivered by TAFE Queensland SkillsTech. ITAC was developed by the Australian Government under the International Skills Training initiative in partnership with the industry, to assist in building the skills and capacity of trainers and assessors worldwide.

The trainers completed the ITAC program which is comprised of three courses – TVET Trainer, TVET Assessor and TVET Advanced Trainer and Assessor. The trainers learned effective ways to train and assess learners in their industry areas of expertise.

## **TAFE Directors Australia (TDA)**

As part of their professional development APTC Directors attended the TDA convention in Adelaide, South Australia in September 2017. The theme of the convention was “Networked TAFE”.

## **AUSTAFE**

AUSTAFE is a national network of Technical and Further Education (TAFE) professionals. Its main focus is on promoting partnerships with all vocational education and training (VET) stakeholders, providing a forum for exchange of views in relation to VET and promoting professional development opportunities for its members.

The major professional development activity for AUSTAFE Chapters and Branches across Australia is the annual National Conference. As the immediate past national president, the APTC EDTD attended this conference in October.

## **Vocational Education Working Group (VELG)**

The annual VELG VET conference was held in Sydney in September. The theme for the two day conference was 'Building Quality in VET' and focussed on multiple streams including RTO Management & Compliance, Training & Assessing, Foundation Skills, eLearning and ASQA Regulator streams. The Country Manager (Fiji) and two national trainers attended this event as a professional development activity.

# **Student Activity**

The following section provides an update of student activity for 1 January – 31 December 2017 and is presented by country under the following categories in the report annexes:

- › Cumulative Application, Enrolment, Graduate and Migration Data, by Citizenship
- › Cumulative Application, Enrolment and Graduate Data All Countries
- › Cumulative Migration Data All Countries

## **Cumulative Enrolment Data**

### **Total enrolments**

In total, 13843 students have been enrolled into APTC programs since the inception of APTC in 2007, with 9461 enrolling in Stage 2. The gender balance of all scholarship and non-scholarship enrolments since 2007 stands at forty-one percent (5646) females and fifty-nine percent (8197) males, whilst in Stage 2 females represent forty-three percent (4037) of all enrolments to date.

## **Graduate Outcome Data**

### **Total graduates**

In total 12151 students have graduated from APTC programs since 2007, with 8667 of these graduating in Stage 2. The overall gender balance of graduates since 2007 is forty-one percent (4969) female and fifty-nine percent (7182) male, with females accounting for forty-one percent (3676) of graduates in Stage 2.

## Graduates 2017

There were 1532 DFAT subsidised students who completed their qualifications in 2017, listed below by course and campus.

Graduates by Campus - Semester 1 2017						
Course	Fiji	PNG	Samoa	Solomon Is.	Vanuatu	Total
Certificate III in Air-Conditioning and Refrigeration	14					14
Certificate III in Applied Fashion Design and Technology	30					30
Certificate III in Carpentry	20	15		15	12	62
Certificate III in Commercial Cookery	14	16			15	45
Certificate III in Community Services				20		20
Certificate III in Early Childhood Education and Care	17				19	36
Certificate III in Education Support			18		18	36
Certificate III in Electrotechnology Electrician		28				28
Certificate III in Engineering - Fabrication Trade		14	14			28
Certificate III in Engineering - Mechanical Trade (Diesel Fitting)	19	13				32
Certificate III in Engineering - Mechanical Trade (Fitting and Machining)	13	14				27
Certificate III in Hospitality	14	14	15	14	15	72
Certificate III in Individual Support (Ageing, Home and Community)	20					20
Certificate III in Light Vehicle Mechanical Technology	25	14				39
Certificate III in Painting and Decorating	15					15
Certificate III in Patisserie	12					12
Certificate III in Plumbing			13			13
Certificate III in Tourism					19	19
Certificate III in Wall and Floor Tiling	13					13
Certificate IV in Business	9					9
Certificate IV in Community Development					18	18
Certificate IV in Leadership and Management		29		19		48
Certificate IV in Training and Assessment	8			16		24
Certificate IV in Youth Work					18	18
<b>Grand Total</b>	<b>243</b>	<b>157</b>	<b>60</b>	<b>84</b>	<b>134</b>	<b>678</b>

### Graduates by Campus - Semester 2 2017

Course	Fiji	Nauru	PNG	Samoa	Solomon Is.	Vanuatu	Total
Certificate III in Air-Conditioning and Refrigeration	14						14
Certificate III in Applied Fashion Design and Technology	12						12
Certificate III in Carpentry	14		14		14	16	58
Certificate III in Catering Operations			16				16
Certificate III in Commercial Cookery	15		15	17		15	62
Certificate III in Community Services						16	16
Certificate III in Early Childhood Education and Care	21						21
Certificate III in Education Support				21		18	39
Certificate III in Electrotechnology Electrician	5		25				30
Certificate III in Engineering - Fabrication Trade			12	12			24
Certificate III in Engineering - Mechanical Trade (Diesel Fitting)	27		11				38
Certificate III in Engineering - Mechanical Trade (Fitting and Machining)	12		12				24
Certificate III in Hospitality	16		15	15	9	16	71
Certificate III in Individual Support (Ageing, Home and Community)	45						45
Certificate III in Light Vehicle Mechanical Technology	28		12				40
Certificate III in Painting and Decorating	14						18
Certificate III in Patisserie	13						13
Certificate III in Plumbing				20			20
Certificate III in Tourism	17					17	34
Certificate III in Wall and Floor Tiling	16						16
Certificate IV in Applied Fashion Design and Merchandising	15						15
Certificate IV in Business	5						5
Certificate IV in Community Services		16					16
Certificate IV in Disability	17						17
Certificate IV in Leadership and Management			13	17	20	20	70
Certificate IV in New Small Business	18						18
Certificate IV in Youth Work				17			19
Diploma of Training Design and Development	5						
Diploma of Vocational Education and Training	5						
<b>Grand Total</b>	<b>382</b>	<b>16</b>	<b>157</b>	<b>119</b>	<b>43</b>	<b>137</b>	<b>854</b>



## Graduations

Sixteen graduation ceremonies were conducted across the Pacific this year. Graduation ceremonies in 2017 also included a small number of students who were unable to attend graduation ceremonies in 2016.

Whilst in-country, APTC staff also conducted stakeholder consultations, information sessions for potential applicants and associated promotional activities where appropriate.

### Graduations 2017

Date	Location	Graduates
<b>February</b>	Kiribati	46
<b>March</b>	Suva	200
	Samoa	86
<b>April</b>	Vanuatu	85
	EU Rakiraki	56
<b>May</b>	PNG	132
	Honiara	64
<b>July</b>	EU Labasa	33
	EU Lautoka	122
<b>August</b>	Kiribati	20
<b>September</b>	Tonga	21
	Solomon Islands	95
	Solomon Is (Industry)	60
<b>October</b>	PNG	188
	Vanuatu	79
<b>November</b>	Fiji	247

## Surveys

The purpose of APTC surveys is to collect information about the quality of the student experience, and the impact of training on their lives. Students are surveyed as they commence training, immediately after training is completed, and after they have returned to the workplace.

Surveys are conducted not primarily to validate the quality of APTC training, but to drive the continuous improvement process that ensures we address issues as they are highlighted and for the improvement of the quality of the APTC product.

### Course Commencement Survey

The Course Commencement Survey Summary Report incorporates a total of forty-five classes conducted across all APTC campuses in Semester 2 2017.

Of the 688 students in the survey, sixty-two percent (429) indicated they applied to APTC because of the standard of training. Another twenty-six percent said they applied because of the standard of the equipment and learning resources.

Sixteen males and twenty females (shaded in the table below) undertook training in non-traditional study areas in semester 2 2017.

Course	Female	Male
Certificate III in Air Conditioning and Refrigeration		14
Certificate III in Applied Fashion Design and Technology	14	
Certificate III in Carpentry	2	73
Certificate III in Commercial Cookery	20	23
Certificate III in Community Services	9	9
Certificate III in Early Childhood Education and Care	17	7
Certificate III in Education Support	36	3
Certificate III in Electrotechnology Electrician		46
Certificate III in Engineering - Fabrication Trade	3	26
Certificate III in Engineering - Mechanical Trade (Diesel Fitting)	2	35
Certificate III in Engineering - Mechanical Trade (Fitting and Machining)		24
Certificate III in Hospitality (Accommodation Services)	20	8
Certificate III in Hospitality (Food and Beverage)	35	16
Certificate III in Individual Support (Age and Community Care)	39	6
Certificate III in Light Vehicle Mechanical Technology	5	34
Certificate III in Painting and Decorating	5	13
Certificate III In Patisserie	7	7
Certificate III in Plumbing	2	21
Certificate III in Tourism	25	11
Certificate III in Wall and Floor Tiling	1	16
Certificate IV in Applied Fashion Design and Technology	12	6
Certificate IV in Disability	11	6
Certificate IV in Youth Work	12	7
<b>Grand Total</b>	<b>277</b>	<b>411</b>

When asked what areas they anticipated they would require assistance with during study, most students indicated lack of familiarity with computers and assistance in developing good study skills as their prime concerns.

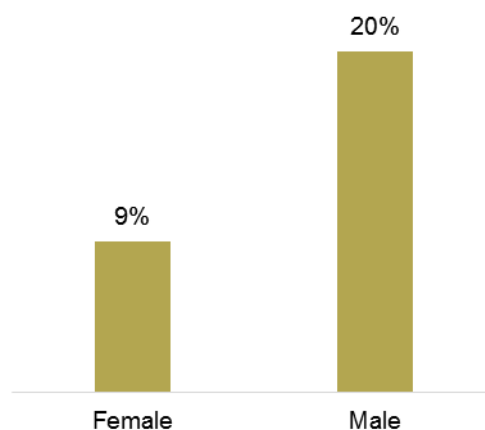
In acknowledgement that most students are returning to study after a break of many years, APTC provides student support by conducting computer classes to upskill those unfamiliar with their operation, and timetables class time with student support staff to teach students how to manage their time and to cultivate good study practices.

Issue	No.
Computers	369
Help with study skills	292
Financial	187
Maths	106
Writing	84
Reading	66
Social gatherings	40
Other	32
Disability	10

Managing to undertake full-time study is an important decision for those in employment, as the commitment to upskill often not only means time away from family and community, but also necessitates a change in employment status for some.

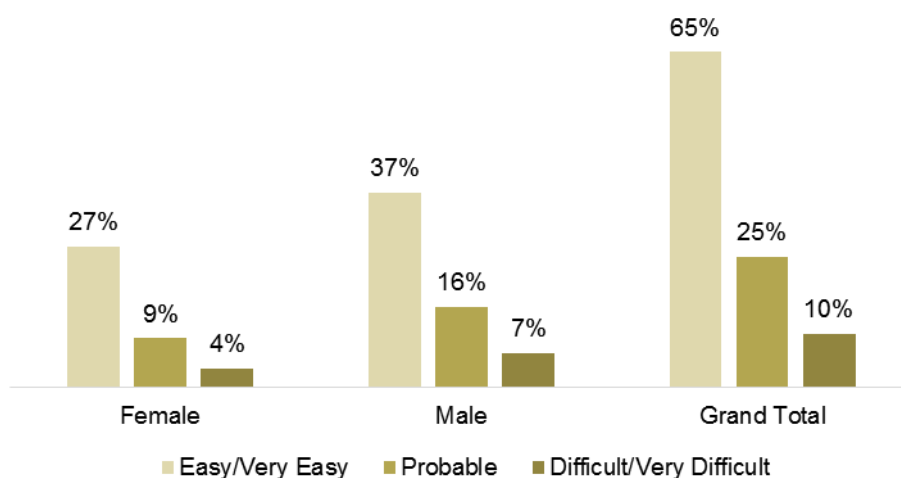
In semester 2 2017, twenty-nine percent (59 females, 133 males) of the student cohort, including those who were mobilised to a campus away from their home country, or from a remote region to their local campus, resigned from employment to take up study with APTC.

### Resigned to study



### Ease of finding employment after study

When asked how difficult they thought it would be to find employment after APTC training, sixty-five percent of students felt that it would be very easy or easy to find a job.



## End of Course Learner Survey

End of Course Learner (EoCL) surveys gather information on the students' satisfaction with the quality of training and the services provided by APTC throughout the enrolment period. The information gained from the surveys is used to inform the APTC continuous improvement process.

Results from the EoCL surveys conducted since January 2017 show an average satisfaction rate with APTC training of ninety-three percent and eighty-six percent satisfaction with the quality of student support services. These results were based on surveys of 1327 APTC students who completed forty-five programs.

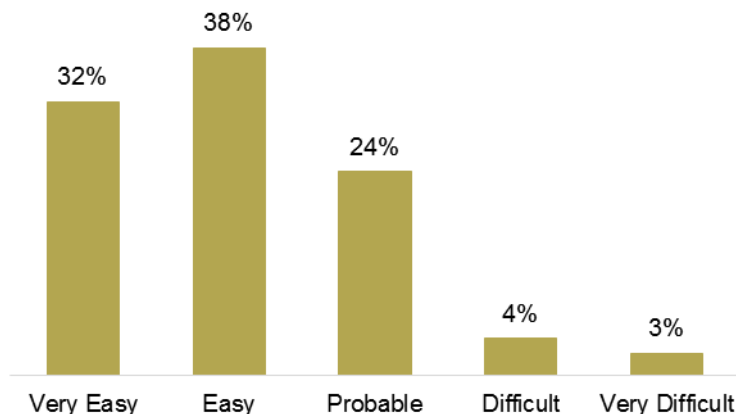
The response rate was ninety-eight percent of the total surveyed. Feedback regarding the quality of course delivery and support services is listed below:

Course Delivery	Satisfaction %
This course was the right choice for me	99%
This course met my expectations	96%
The weekly timetable was manageable	89%
The course was the right length	76%
The overall pace and workload was manageable	82%
My teachers/trainers were available to provide assistance when I needed it	96%
The training materials and instruction methods were clear and easy to understand	93%
I was given enough practical opportunity to apply the theory I learned	89%
I was given enough theory to support the practical work	93%

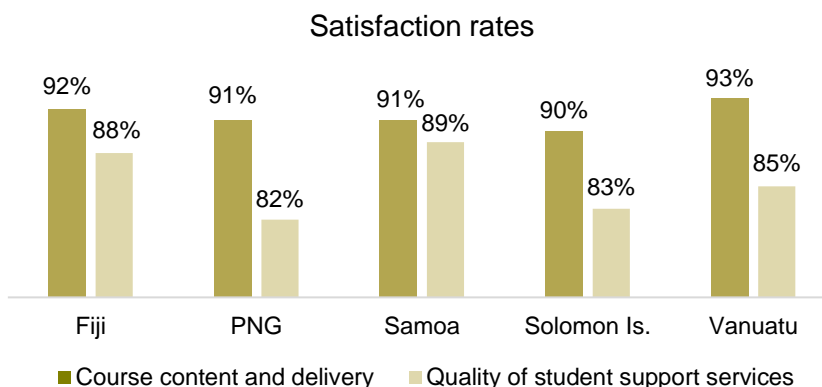
Student Support	Satisfaction %
Personal counselling	81%
Information about community and health services available	84%
Information on prevention and treatment of HIV/AIDS and STIs	84%
Academic support (e.g. extra tutorials, help with studies)	87%
English language support	87%
Maths support	80%
Computer support	86%
Career and employment preparation assistance	87%
Learning materials and training equipment	90%

### Ease of finding employment after study

When asked if they thought it would be difficult to find employment after they completed study, seventy percent of respondents said it would be very easy or easy, while seven percent indicated it may be difficult or very difficult. After completing study, the percentage of students who thought it would be very difficult to find employment reduced from ten percent to just three percent.



The overall responses analysed by campus indicate that the average satisfaction with the quality of course content and delivery and the provision of support services is high.



## Graduate Tracer Survey (GTS)

The 2017 GTS was administered in semester 1 2017 and reported in the Six-Monthly Progress Report 2017. Overall levels of satisfaction (very satisfied and satisfied) with APTC training six to twelve months after completion of training remains very high at 98.5%.

## Employer Engagement Survey (EES)

The 2017 EES was administered in semester 2 2017, with a survey population of 305 employers. A response rate of 177 (58%) was achieved in this survey. The majority of respondents were from the private sector (65%), whilst most were from the education and training sector (24%) followed by tourism and hospitality (19%) and construction (13%) industries.

### Responses by Business Sector and Country

Business Sector	Fiji	Kiribati	PNG	Samoa	Solomon Is	Tonga	Vanuatu	Total
NGO/Not For Profit	7		6	2	5	1	1	22
Private Sector	18	2	42	5	31	6	12	116
Public Sector	7	2	10	4	10	1	5	39
<b>Grand Total</b>	<b>32</b>	<b>4</b>	<b>58</b>	<b>11</b>	<b>46</b>	<b>8</b>	<b>18</b>	<b>177</b>

### Responses by Industry Sector and Country

Industry Sector	Fiji	Kiribati	PNG	Samoa	Solomon Is	Tonga	Vanuatu	Total
Agriculture, Fisheries & Forestry			3		1	1		5
Business Services	1		2		1		2	6
Construction	1	1	6	3	9	2	1	23
Education & Training	8		11	4	12	2	6	43
Electricity, Gas & Water Supply	2	1	1	1	6			11
Finance & Banking					2			2
Government & Civil Service		1	1	1	2	1		6
Health Services	5		2		1			8
Manufacturing	1		6			1		8
Mining & Quarrying	1		4		2			7
Other	6		4		5		2	17
Retail & Wholesale	2		1		2		1	6
Tourism & Hospitality	5	1	17	2	2	1	6	34
Transport & Communications					1			1
<b>Grand Total</b>	<b>32</b>	<b>4</b>	<b>58</b>	<b>11</b>	<b>46</b>	<b>8</b>	<b>18</b>	<b>177</b>

Almost all employers (96%) who responded to the survey were satisfied with the quality of the APTC graduates they employed. The feedback evidences that the graduates are sharing their new skills once they return to the workplace (86%) and more than half (65%) have been promoted since their return to work.

The survey reveals that graduates have a positive impact on workplace productivity, and have enhanced professionalism on the job, and can perform to the expectations of their employers.

<b>What is your overall satisfaction with the APTC graduate/s?</b>	
Dissatisfied	3
Satisfied	99
Very satisfied	71
No response recorded	4
<b>Grand Total</b>	<b>177</b>

<b>Have APTC graduates shared their new skills with other workers in your company?</b>	
No	19
Yes	153
No response recorded	5
<b>Grand Total</b>	<b>177</b>

<b>Have the APTC graduates been promoted or given greater responsibilities since being employed by your company?</b>	
No	57
Yes	116
No response recorded	4
<b>Grand Total</b>	<b>177</b>

<b>What impact have APTC graduates had on the productivity or overall performance of your business?</b>	
Positive Impact	150
Negative Impact	2
No Impact	22
No response recorded	3
<b>Grand Total</b>	<b>177</b>

<b>Compared to non-APTC graduates, APTC graduates are more reliable and professional in their attitude and ability to work</b>	
Strongly agree	55
Agree	94
No Difference	23
No response recorded	5
<b>Grand Total</b>	<b>177</b>

<b>Demonstrates the ability to perform to the expectations of my workplace</b>	
Strongly agree	58
Agree	113
Disagree	2
No response recorded	4
<b>Grand Total</b>	<b>177</b>



## National Training Authority Registrations

APTC holds full registration with the Fiji Higher Education Commission (FHEC), the Samoa Qualifications Authority (SQA), and the Vanuatu Qualifications Authority (VQA).

The PNG National Training Council (NTC) advised on 23 June 2017 that ongoing registration for APTC had been approved at an NTC meeting held on 25 May 2017. APTC is therefore fully registered for delivery in PNG.

The CM PNG was sworn in as a member of the National Apprenticeship and Trade Testing Board (NATTB) in PNG at a ceremony on 17 November 2017. The period of representation is for three years and is evidence of APTC's impact on the PNG training and accreditation system.

The Solomon Islands Qualification Framework (SIQF) was finalised in 2016, with the Solomon Islands Tertiary Education and Skills Authority (SITESA) bill passed in parliament in February 2017. The SIQF is currently in the implementation phase.

### Samoa Qualification Authority (SQA)

APTC has been involved in discussions with the SQA regarding capacity building in the sector. Negotiations included the provision of training in the Certificate IV in Training and Assessment for local TVET trainers, and assisting with and providing guidance in the course accreditation and quality assurance processes.

### FHEC

APTC and the FHEC have signed a Memorandum of Understanding to implement development opportunities for those working in TVET.

APTC and FHEC will offer training in competency based training, as well as the Certificate IV in Leadership and Management to participants from national TVET institutes to impart specific skills and expertise to facilitate their transition into leadership and supervisory roles.

## APTC Communication

This year has seen a focus on strengthening APTC's profile in the region and implementation of a number of key activities in the Promotion and Communication Strategy.

Key APTC events include:

- › APTC handed over a cheque for FJ\$4,570, provided by its managing contractor TAFE Queensland, to the Fiji Red Cross Society (FRCS) towards ongoing TC Winston relief efforts. TAFE Queensland collected the funds through a 'MyCause' initiative set up by staff to raise money to support Fijians.
- › APTC partnered with the Fiji Ministry of Women, Children and Poverty Alleviation and the Fiji National Council of Older Persons to raise awareness on elderly abuse through a networking forum for stakeholders, and a march, to mark World Elder Abuse Awareness Day (WEAAD) events on 15 June.
- › On 29 September APTC Certificate III in Individual Support students joined staff and clients at the Samabula Senior Citizens Home for their Open Day to celebrate International Day of Older Persons. The trained students as part of fulfilling their course objectives are assigned work placements in aged care organisations and in private homes to care for the elderly.
- › APTC has successfully held fourteen graduations in Fiji, Samoa, Vanuatu, Solomon Islands and Papua New Guinea, as well as non-campus countries: Kiribati and Tonga. The graduation ceremonies were extensively covered by local and regional media, with some ceremonies also being livestreamed on APTC's Facebook page.

This year has also seen increased media coverage on new APTC initiatives. These include:

- › The Certificate IV in New Small Business, through which APTC delivered training to twenty-two Fijian women, in partnership with Australian Business Volunteers (ABV).
- › Certificate III in Education Support, currently being conducted in Samoa and Vanuatu, to assist teaching assistants and aides in providing support for children's individual learning needs, including children with disabilities.

- › APTC is also developing the skills of people with disabilities in Fiji to enable them to enter the workforce, and explore further technical and vocational training opportunities through the Certificate II in Skills for Work and Vocational Pathways. The students also undertook eight weeks of work placement in organisations in Suva.
- › APTC partnered with the TISI Sangam College of Nursing and Health Care Education in Fiji to deliver Certificate III in Individual Support to provide a pathway to students in Labasa, who want to pursue a career in nursing.
- › APTC also collaborated with the Fiji Higher Education Commission to help build the capacity of technical and vocational education and training in Fiji, by training twenty participants from national TVET institutes through APTC's Certificate IV in Leadership and Management program.
- › APTC, in collaboration with Tonga Skills for Inclusive Economic Growth and the Tonga Business Enterprise Centre, has also begun delivering Certificate IV in Training and Assessment to twenty teachers and trainers working in vocational education in Tonga.

Three graduation ceremonies were held under the EU Sugar Project in 2017. From the three, fifty-six students graduated in Rakiraki in April, thirty-three students graduated in Labasa in July, and the final cohort of 122 students graduated in Lautoka. More than 1,600 people in Fiji's sugarcane industry have attained Australian qualifications and skills sets from APTC, and attended non-accredited training as part of the Training Support to the Fijian Sugarcane Industry project.

- › The Training Support to the Fijian Sugarcane Industry project 'Impact Stories' publication was launched in July 2017. The publication highlights the success stories on the impact of APTC training delivered through the project to Fiji's sugarcane industry workers.
- › A special ceremony was also held to hand over equipment valued at approximately F\$330,000 (EUR €141,000) to the Fiji Sugar Corporation by the European Union Ambassador to Fiji and the Pacific, His Excellency, Mr Andrew Jacobs and Australia's High Commissioner to Fiji, Her Excellency, Ms Margaret Twomey on 28 August, marking the completion of the four-year Training Support to the Fijian Sugarcane Industry project.

APTC has achieved a milestone of reaching ten years of providing Technical and Vocational Education and Training in the Pacific. The Prime Minister of Samoa, Honourable Afioga Fatialofa Tuilaepa Sailele Lufesoliai Malielegaoi launched the 10-year anniversary celebrations at the APTC graduation ceremony in Apia on 12 September. A 10-Year Anniversary Campaign Plan has been rolled-out with a number of events and activities held across the region to mark this significant milestone.

## Publications

The table below summaries the media coverage of APTC stories in this reporting period:

Country	APTC Website	Print (Newspapers and online)	Broadcast (TV and Radio)
Fiji	11	93	5
PNG	1	5	1
Samoa	3	21	-
Solomon Islands	6	26	1
Vanuatu	1	7	-
Others (Kiribati, Tonga, Tuvalu, Regional, Australia/APTC)	4	23	-
<b>Total</b>	<b>26</b>	<b>175</b>	<b>8</b>

## New Projects

New projects undertaken to enhance the image and profile of APTC in 2017 include:

- › Website Launch - A new APTC website was designed and launched in July to improve APTC's online presence and meet the contemporary needs of end-users.
- › APTC Photo Gallery - An online photo library was developed to provide better archival and access to high quality promotional APTC images
- › APTC Profile Videos - A series of videos focusing on APTC graduate success stories are in the pipeline. The short videos will be shared on the APTC website and You Tube. Two videos have been produced (featuring one Fiji and one PNG graduate).
- › APTC Impact Stories - Production has commenced on a series of five publications, focusing on the impact of APTC training on graduates and their communities, and the contribution to strengthening TVET across the Pacific in campus countries. Four publications have been produced and launched as part of APTC's 10-year celebrations in Samoa, Solomon Islands, PNG and Vanuatu.
- › APTC Staff Connect (e-newsletter) - Monthly issues of this newsletter are shared with all APTC staff to ensure better flow of information internally. Eleven issues have been produced to date.

## Social Media

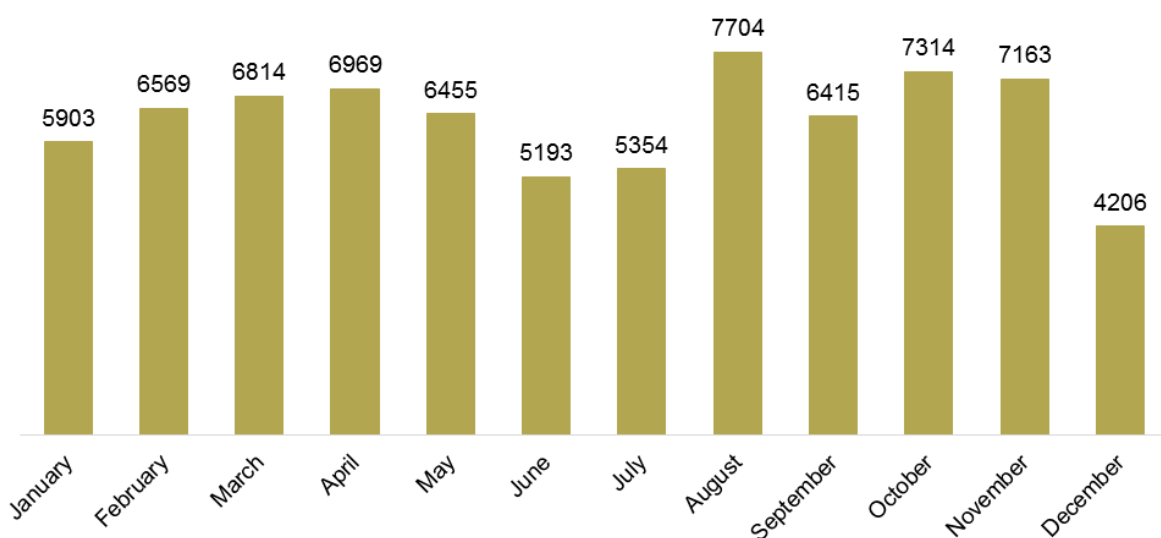
APTC maintains Facebook and LinkedIn platforms as well as the same for its alumni social pages:

- › LinkedIn – APTC currently has 1511 connections (compared to 1193 connections at the end of 2016) on this professional network, which introduces and connects people in similar professions and interests.
- › APTC Alumni LinkedIn – Created under the APTC LinkedIn page, graduate employment opportunities are posted here. Currently, 271 alumni are connected through this page compared to 183 connections at the end of 2016.
- › Facebook – APTC marked a milestone achievement of exceeding 5000 “Likes” in March 2017. APTC currently has over 6535 “Likes” on Facebook, emanating from forty-five countries, compared to 4316 “Likes” at the end of 2016.
- › APTC Alumni Facebook – A network for APTC alumni, the page has more than 2259 “Likes” compared to 1708 “Likes” at the end of 2016.

## Website Activity

The renewed APTC website has seen substantial activity in 2017, with more than 76,000 unique visitors to the site.

APTC Website - Unique Visitors 2017



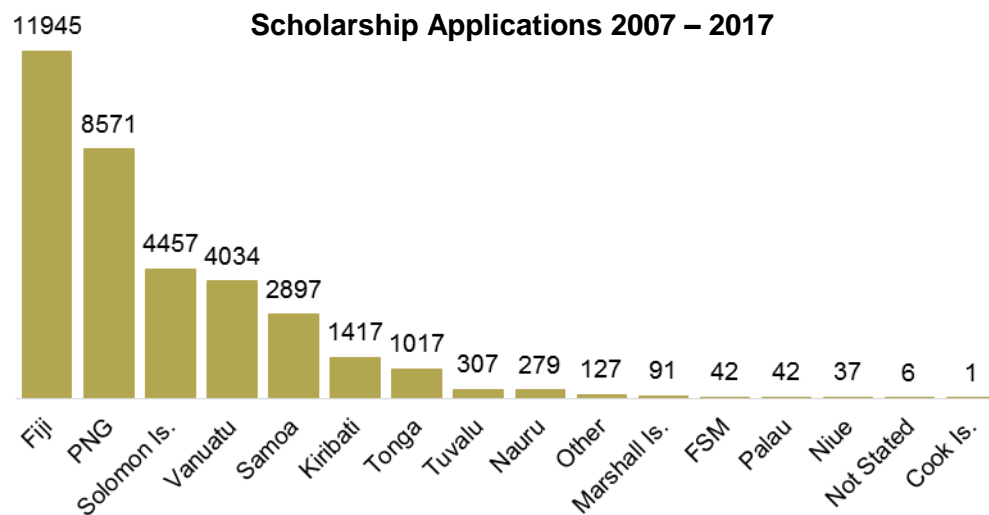
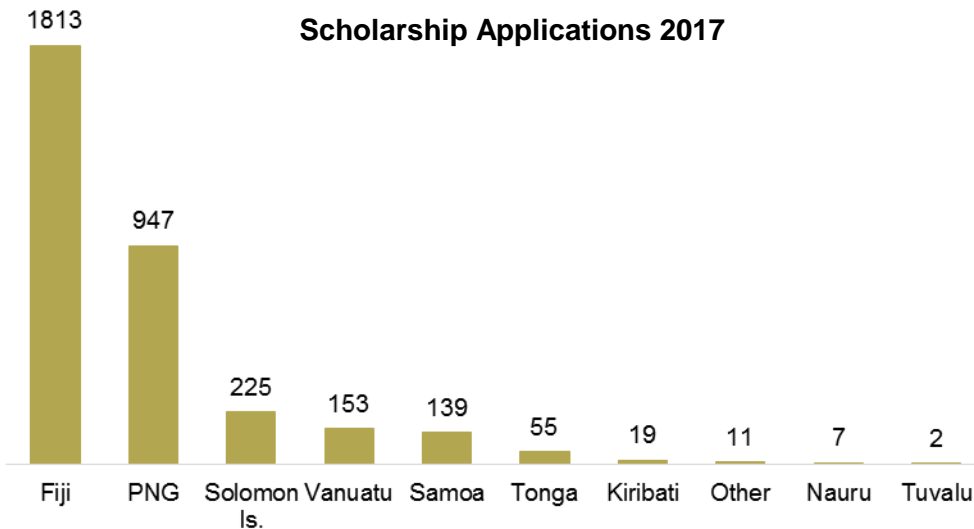
# Scholarship Activity

Five scholarship rounds were completed in 2017 resulting in 2394 approved applicants for APTC courses. Scholarship applications approved but not allocated to classes are placed in a pre-approved pool, and can be drawn upon at short notice to fill programs.

## Applications

To date more than 28300 people have applied for a scholarship award to assist with the costs of studying at APTC. Since 1 January 2017, APTC has received over 2990 scholarship applications from PIF citizens.

Overall the gender balance of scholarship applications is forty percent females and sixty percent males. In Stage 2 females represent forty-one percent of all scholarship applicants.



## Enrolments

### Scholarship enrolments

In total, 12608 students have been enrolled into APTC DFAT subsidised courses since the inception of APTC in 2007, with 8270 enrolling in Stage 2. The gender balance of all scholarship enrolments since 2007 stands at forty-one percent females and fifty-nine percent males, whilst in Stage 2 females represent forty-three percent of all DFAT subsidised enrolments to date.

### Deferrals

Deferral of study occurs when a student has been offered a place in a course in a specific semester, but is unable to commence training due to personal circumstances or work commitment. In such cases, the deferred students are reallocated to a future semester. In some instances, applicants choose not to take advantage of the reallocated dates, or become uncontactable in the interim. APTC takes all steps possible to ensure all deferrals are mobilised to study at a mutually agreed date.

There have been 275 deferrals in Stage 2.

### Non-Completions

A total of 1181 APTC scholarship award recipients have commenced their respective courses but have not completed, of which 655 are in Stage 2. Students' studies were recorded as incomplete due to suspension or exclusion due to misconduct, personal reasons, ill health or non-progression in study. For Stage 2 females accounted for thirty-nine percent of all non-completions.

Scholarship Funding Option	Stage 1	Stage 2	Total
Employer funded	107	71	178
Partnership Student		1	1
Scholarship (all levels)	392	557	949
Self or privately funded	27	26	53
<b>Grand Total</b>	<b>526</b>	<b>655</b>	<b>1181</b>

## Graduates

### DFAT subsidised graduates

Of the 11259 DFAT subsidised graduates since 2007, eighty-five percent (9545) are scholarship recipients, while fifteen percent (1714) were fee paying, either by their employer or self-funded. Females account for forty-one percent (4612) of the total DFAT subsidised graduates since 2007. For Stage 2 only, females represent forty-one percent (3236) of DFAT subsidised graduates to date.

### Non-DFAT subsidised graduates

Of the total of 12151 graduates since 2007 (all funding sources), 839 students have graduated from commercially funded APTC courses, and APTC staff programs conducted by the CPD.

### Total graduates – all funding sources

In total 12151 students have graduated from APTC programs since 2007, with 8667 of these graduating in Stage 2. The overall gender balance of graduates in all funding sources since 2007 is forty-one percent (4969) female and fifty-nine percent (7182) male, with females accounting for forty-one percent (3585) of graduates in Stage 2.

## Learner Support

A large proportion of APTC students come from rural villages, communities and small island states. For almost all students, English is their second language, and for some who have a lingua franca and a dialect, English is their third language. Many are mature students with extensive work experience but no formal education for many years.

Support for students is provided by the Learning Support Facilitators (LSF) and the Work Skills Facilitators (WSF). Together they work to support students by:

- › Assessing students' LLN capability using the Australian Core Skills Framework (ACSF).
- › Planning and implementing learning experiences that develop language, literacy and numeracy (LLN) skills
- › Assessing and reporting on students' learning needs and planning strategies and resources to cater for learning disabilities
- › Providing regular reports of student tutoring and ensuring ongoing follow-up of students through collaboration with training staff and managers
- › Providing holistic learning support, with an emphasis on relevant vocational literacy, together with vocational training teams
- › Assisting trainers and tutors to integrate the development of the core LLN skills to the Australian Core Skills Framework (ACSF) level required by the training package into the delivery program, and working as part of the team delivering the program
- › Providing professional development to trainers in relation to LLN for Pacific Island students
- › Participating in ongoing validation and moderation of assessment tasks and resources for all programs

## Business Development

The Business Development and Sustainability Strategy (BDSS) is embedded within all APTC outcomes and directly aligns to the outcome of Sustainability.

Business development activity is driven through APTC's continued focus on private sector and industry engagement along with leveraging government and donor funded activity through its reputation as a quality provider of education across the Pacific.

### FFS Activity 2017

FFS activity year-to-date is shown in the table below. There have been a number of proposals submitted, with a good level of take up by clients.

FFS Proposals Submitted		
Country	Industry	Estimated Value
Fiji	Hospitality	\$ 3,128
Fiji	Engineering	\$ 73,000
PNG	Hospitality	\$ 25,550
PNG	Retail	\$ 141,400
Samoa	Education	\$ 76,700
Solomon Islands	Management	\$ 245,000
Tuvalu	Community Services	\$ 61,772
<b>Total</b>		<b>\$ 626,550</b>



## Fee Paying Places

The fee paying enrolments below are funded through individuals, employers (private and government) and donors, and are recorded as DFAT subsidised fee paying places.

Fee paying enrolments for 2017 total twenty-one percent of all enrolments in this period (and thirteen percent for Stage 2, including Stage 2 Extension). Enrolments by course are shown in the table below.

DFAT Subsidised Fee Paying Enrolments by Course	2017
Certificate III in Air-Conditioning and Refrigeration	1
Certificate III in Applied Fashion Design and Technology	20
Certificate III in Carpentry	3
Certificate III in Commercial Cookery	5
Certificate III in Early Childhood Education and Care	15
Certificate III in Education Support	8
Certificate III in Electrotechnology Electrician	5
Certificate III in Engineering - Fabrication Trade	3
Certificate III in Engineering - Mechanical Trade (Diesel Fitting)	3
Certificate III in Engineering - Mechanical Trade (Fitting and Machining)	4
Certificate III in Hospitality	4
Certificate III in Light Vehicle Mechanical Technology	5
Certificate III in Painting and Decorating	2
Certificate III in Patisserie	2
Certificate III in Plumbing	11
Certificate III in Tourism	1
Certificate IV in Applied Fashion Design and Merchandising	17
Certificate IV in Community Development	1
Certificate IV in Community Services	19
Certificate IV in Leadership and Management	157
Certificate IV in New Small Business	2
Certificate IV in Training and Assessment	88
Certificate IV in Youth Work	3
Diploma of Counselling	2
<b>Grand Total</b>	<b>381</b>

# SUSTAINABILITY

## APTC SUPPORTS TVET PARTNER INSTITUTIONS TO IMPROVE AND SUSTAIN SYSTEMS AND TRAINING DELIVERY

*Scope of Services 5.6, 5.7, 8.1, 8.6, 8.9, 9.1-9.3, 12.14 (a-f), 12.15*

### Stakeholder Engagement

Consistent engagement with industry is paramount to maintaining effective training for Pacific islanders. In 2017, Country Managers and in-country staff conducted regular consultations with industry representatives, and this information is used to help populate the training profile, and to review delivery program content to match industry requirements.

#### Fiji

The CM Fiji consulted with researchers from the Commonwealth Tertiary Education Facility (CTEF) Malaysia. The meeting was arranged by the FHEC to confer with institutions on “Mapping Skills Development and Lifelong Learning Pathways in the Pacific Island States”.

The APTC disability trainer met with the Disability Coordination Officer, Social Policy Unit, Pacific Islands Forum Secretariat, and a consultant regarding the Pacific Framework for the Rights of Persons with Disabilities (PFRPD) project design and implementation plan: 2018-2020.

A meeting was held with Waikato Institute of Technology NZ (Wintec), regarding pathways from the APTC Certificate III in Individual Support, Certificate III in Cookery and the Certificate III in Hospitality to Wintec’s level 4 and 5 qualifications.

The CM Fiji met with the Pacific Training and Simulation Officer, World Food Programme (WFP) about the potential for APTC to assist with RTO scope of registration for the Certificate IV in Logistics for the Pacific Emergency and Response Logistics PEARL group.

A meeting was held with three representatives from Like Minded Painters, an Australian painting industry association, who visited Fiji to meet with Like Minded Painters Pacific members.

In semester 2 2017 APTC conducted three renewable energy and solar equipment installation workshops in Suva. The training was customised to meet the needs of current electrical workers and technicians working in the field who wish to expand their knowledge in solar and renewable energy alternatives and equipment.

The participants, most of who were Certificate III in Electrotechnology Electrician graduates of APTC, learned how to install a grid-connected system based on a design, setup, commissioning the system and solve basic problems in photovoltaic apparatus. The training also focused on the importance of safety on the job, customer service and professionalism.

Maureen Narayan, an APTC SIT30616 Certificate III in Hospitality student, competed in and won the Suva inter-regional competition as part of the Piazza Doro Fiji Barista of the Year 2017. The annual event aims to showcase the skills of baristas working across Fiji’s hospitality and tourism sectors. Maureen competed against baristas from leading hotels and restaurants in Suva.

#### Samoa

The CM Samoa met with the Chamber of Commerce to provide an update on small business initiatives. She also met with industry and TVET providers to review the APTC draft policy on workplace assessment.

APTC staff met with Samoa tourism and hospitality businesses to discuss tourism training priorities, and also met with the Samoa Culinary Association in preparation for a visit from the World Chefs Association Global president.

Staff met with the Ministry of Education to discuss training in the Certificate III in Education Support for teachers and teacher aides who work with children with special needs. Staff also attended education sector working groups which included representatives from schools for children with disabilities.

## **Solomon Islands**

The CM Solomon Islands met with the Director, Institute of Tourism and Hospitality to discuss hospitality training. Individual meetings regarding potential training arrangements were also conducted with representatives from the Law and Justice sector, Solomon Power, Telekom, Solomon Water and the International Finance Corporation.

## **PNG**

The CM for PNG consulted with hospitality industry representatives to discuss training in safe food handling.

Delivery of the Certificate III in Catering Operations to staff at the OK Tedi Mine mess was discussed with the General Manager LBL Holdings in July.

The General Manager ODG PNG Ltd met with the CM PNG to discuss employment opportunities for APTC Certificate III in Electrotechnology graduates, and to explore options for ODG staff to be trained with APTC.

The CM, SVTA and NATC Coordinator met with the Directors of the National Apprenticeship and Trade Testing Board and the National Training Council in August to discuss training needs in PNG as well as to register APTC programs and trainers.

The CM, SVTA and Electrical trainer met with the training manager of Kumul Petroleum Academy to discuss training opportunities for their employees.

The Acting Secretary of the Department of Higher Education, Research, Science and Technology visited the APTC campus where he had discussions relating to TVET and higher education issues in PNG.

The CM PNG and the Operations Manager met with Anglicare, the PNG Counsellors Association and Australian Awards to discuss APTC's Diploma of Counselling.

## **Vanuatu**

APTC staff and the CM Vanuatu met with representatives of the Ministry of Education to provide an update to in-country registration, and to discuss future training partnership opportunities.

A meeting with the Vanuatu Hotels and Resorts Association was held in July to discuss training needs.

## Training for Partner Institutions

Under APTC's existing commitment to improving the teaching and learning practices at partner institutions, the following partner employees have studied in APTC courses in 2017.

Partner/Course	Enrolments	Graduates
<b>Don Bosco Technical Institute</b>	<b>9</b>	<b>9</b>
Certificate III in Carpentry	1	1
Certificate III in Electrotechnology Electrician	1	1
Certificate III in Engineering - Mechanical Trade (Fitting and Machining)	1	1
Certificate III in Light Vehicle Mechanical Technology	2	3
Certificate IV in Training and Assessment	4	3
<b>Fiji National University</b>	<b>18</b>	<b>15</b>
Certificate III in Air-Conditioning and Refrigeration	2	2
Certificate III in Applied Fashion Design and Technology	2	2
Certificate III in Carpentry	1	1
Certificate III in Commercial Cookery	2	2
Certificate III in Hospitality	1	1
Certificate III in Patisserie	1	
Certificate IV in Applied Fashion Design and Merchandising	1	1
Certificate IV in Training and Assessment	8	6
<b>Kiribati Institute of Technology</b>	<b>2</b>	<b>1</b>
Certificate III in Electrotechnology Electrician	1	1
Certificate III in Light Vehicle Mechanical Technology	1	
<b>National University of Samoa</b>	<b>7</b>	<b>7</b>
Certificate III in Plumbing	2	2
Certificate IV in Leadership and Management	5	5
<b>Port Moresby Technical College</b>	<b>10</b>	<b>10</b>
Certificate III in Electrotechnology Electrician	1	1
Certificate III in Light Vehicle Mechanical Technology	1	1
Certificate IV in Leadership and Management	4	4
Certificate IV in Training and Assessment	4	4
<b>Solomon Island National University</b>	<b>6</b>	<b>6</b>
Certificate III in Carpentry	1	1
Certificate III in Commercial Cookery	1	1
Certificate III in Light Vehicle Mechanical Technology	1	1
Certificate IV in Leadership and Management	1	1
Certificate IV in Training and Assessment	2	2
<b>University of the South Pacific</b>	<b>3</b>	<b>2</b>
Certificate IV in Disability	1	1
Certificate IV in Training and Assessment	2	1
<b>Vanuatu Institute of Technology</b>	<b>11</b>	<b>11</b>
Certificate III in Tourism	1	1
Certificate IV in Training and Assessment	10	10
<b>Grand Total</b>	<b>66</b>	<b>61</b>

# EMPLOYMENT

---

## APTC GRADUATES ACHIEVE IMPROVED EMPLOYMENT AND CONTRIBUTE TO WORKPLACE

### PRODUCTIVITY

*Scope of Services 2.12 (f, h), 5.20 (j), 5.25 (a-e), 5.26 (a-d), 5.27 (a-c), 5.28, 12.20, 12.21*

## APTC to Work

The APTC to Work program, delivered to all students as part of their course, provides learners with additional knowledge and skills in preparation for their return to the workplace. Delivery of the program focuses on the range of employability skills necessary for the workplace, and enhances job seeking skills. A typical program contains the following elements:

### Computer skills training

- › Computer ergonomics
- › Introduction to computer basics
- › Typing Tutor
- › Microsoft applications, including Word, Excel, PowerPoint and Publisher
- › Internet navigation
- › Email on the internet

### Guide to Employment

- › How to identify employment opportunities
- › Applying for work (locally and internationally)
- › CV development
- › Job interview skills

### Self-Employment skills

- › Where to access resources for starting a new business
- › How to prepare a business proposal
- › Business planning

The program utilises resources which include “My Guide to Employment – For young people in the Pacific” and “Biz-up – Self-employment skills for young people”, both published by the International Labour Organisation.

## Foundation Skills

The FSK20113 Certificate II in Skills for Work and Vocational Pathways qualification is designed for people requiring further foundation skills development to prepare for workforce entry or vocational training pathways. It is suitable for individuals who need:

- › a pathway to employment or vocational training
- › reading, writing, numeracy, oral communication and learning skills at Australian Core Skills Framework (ACSF) Level 3
- › entry level digital literacy and employability skills
- › a vocational training and employment plan

Over the course of 2017, APTC has delivered this program in Fiji and Solomon Islands, allowing students to successfully enrol in further education. APTC worked in partnership with the Include Disability Employ Ability (IDEA) Program to provide training in this qualification to fourteen students with varying disabilities.

## Alumni Network

The APTC Alumni Network consists of seven chapters with over 8129 registered Alumni members, an increase of more than 900 members since December 2016. Throughout the year alumni across the Pacific contributed to local communities by utilising their skills to provide services for the communities' benefit, including delivering a workshop on food safety, personal hygiene and safe food handling practise to alumni and food vendors in Vanuatu, and promoting awareness of Elder Abuse in Fiji.

### Activity Update

- › The first edition of the 2017 Alumni e-Newsletter was published in April 2017, with the second edition published in October and the third edition in December 2017.
- › Alumni stories, graduate profiles and alumni related images are regularly posted on the alumni webpage and Facebook page.
- › Over forty employment opportunities were shared with Alumni through Facebook and LinkedIn.
- › Alumni participated in APTC tenth anniversary events across all campus and non-campus countries. Tenth anniversary alumni polo shirts were distributed to alumni who participated. An Alumni pin was distributed to all APTC graduates to mark the ten years of APTC.

### Alumni Professional Development and Chapter Activities

#### Fiji

- › APTC conducted a Writing Business Proposals workshop for sixteen alumni in Nadi, Fiji. During the workshop, the alumni had the opportunity to learn how to enhance their writing skills to assist them in preparing business proposals, and reports for those who are interested in engaging in entrepreneurship.
- › As part of their community service and to mark World Elder Abuse Awareness Day, alumni in Fiji cleaned the Samabula Senior Citizen's Home in Suva and provided a light lunch for the residents. Fifty alumni in Suva also took part in a march in support of our elders to mark World Elder Abuse Awareness Day. The march was a collaboration between APTC, the Ministry of Women, Children and Poverty Alleviation and the Fiji National Council of Older Persons.
- › APTC conducted a Time Management workshop for nineteen alumni in Nadi, Fiji. The participants were motivated by the workshop which gave them new ideas on how to successfully execute tasks, prioritise work and meet deadlines.

#### Kiribati

- › Thirty alumni in Kiribati participated in an event to celebrate APTC's 10th Anniversary.

#### PNG

- › An Alumni Networking Workshop was held in PNG in September. It was a full day workshop where nineteen alumni listened to motivational speakers and learned about networking through activities and discussions.

#### Samoa

- › A Public Speaking Workshop was held for eleven alumni in Samoa.

#### Solomon Islands

- › An education talk on Dialectical Behaviour Therapy (DBT) was held for seventeen alumni in Honiara.
- › A Time Management workshop was held for twenty-nine alumni in Honiara. Participants learned how to successfully execute tasks, prioritise work and meet deadlines.

#### Vanuatu

- › A CV writing workshop was held for twenty alumni in Vanuatu. The workshop focused on developing writing skills that showcase individual strengths and achievements on CVs and résumés. During the workshop, graduates shared personal experiences and successes in using and building the documents, and how such skills would help them secure employment.
- › A Time Management workshop was held for eighteen alumni in Vanuatu.

## Alumni Achievements

- › A Certificate IV in Community Development graduate was this year elected as the Chairperson of the Sunai village Tribunal Council, in Moso Island Vanuatu. As the first female chairperson, she is heading Vanuatu's first village 'all female council' and will be working with the executive members to administer community affairs for the next two years.
- › A Fashion alumni was crowned the 2017 Vodafone Hibiscus Queen. Sponsored by Telecom Fiji, she competed against fifteen other contestants vying for the title.
- › Avikash Singh, an emerging talent in the culinary industry in the Pacific, features on an alumni video available on the APTC website. Avikash, who graduated in 2011 with a Certificate III in Commercial Cookery qualification, is one of the many outstanding graduates trained by APTC.



# MIGRATION

## QUALIFIED PACIFIC ISLANDERS REALISE OPPORTUNITIES IN DEVELOPED COUNTRIES

Scope of Services 5.28

### Country of Destination for Graduates

Overall, 282 graduates have reportedly migrated from their countries of residence/citizenship following completion of their study with APTC. The two countries that received the majority of graduates were New Zealand (thirty-six percent) and Australia (twenty-seven percent). 184 people from Stage 2 have migrated to date.

Graduates from Fiji relocated most, comprising thirty-three percent of the total migrations, with twenty-nine percent of these moving to Australia. Samoans made up the next largest group of migrants at twenty-two percent of the total, with most of these (sixty-one percent) choosing to move to New Zealand.

### Migrant Graduate Qualifications

The highest percentage of migrations came from graduates in the Certificate IV in Training and Assessment, accounting for fourteen percent of all qualifications held by migrants. Twenty-five percent of these graduates were from Tonga and most of this cohort moved to New Zealand.

More than half of all migrated graduates who hold an APTC Certificate IV in Training and Assessment also hold another APTC qualification in either hospitality, tourism, electrotechnology or engineering.

The next largest groups of migrants by qualification were graduates of the Certificate III in Hospitality (twelve percent), the Certificate III in Carpentry (eleven percent) and the Certificate III in Commercial Cookery (nine percent). As an industry grouping, Tourism and Hospitality accounted for thirty-eight percent of all graduate migrations.

Other notable migrations: the Certificate III in Tourism (eight percent), the Certificate III in Automotive Mechanical Technology (four percent) and the Certificate III in Fabrication Trade (three percent).

Migration data by course and citizenship can be found in the relevant country tables in the report appendices.

#### Most frequent migration destinations



New Zealand (111)



Australia (76)



Fiji (18)



USA (15)



Samoa (12)



Vanuatu (8)



Canada (5)



South Africa (5)

### Information for Graduates

The updated APTC website contains information about migration for potential, current and past students. The site contains links to sites that provide current and detailed information on migration issues and requirements for a range of destinations, and how to apply. The site is located at <https://www.aptc.edu.au/alumni/resources>.

# FOUNDATIONAL

*Scope of Services 5.13 (b), 5.14, 5.15, 5.14-19, 5.20 (c), 5.21 (g), 5.22, 5.23, 5.24 (a-e, g-n, p-r), 6, 8.23, 8.4-7, 8.8 (a-f), 8.10, 8.11, 8.12 (a-f), 11.1-6, 11.7 (a-d), 12.1, 12.2 (a-h), 12.3, 12.4, 12.5 (a-g), 12.6-9, 12.10 (a-c), 12.17, 13.5, 14.1, 14.2, 17.4 (a), 18, 18.1, 18.2 (a-f), 18.3*

## M&E Activities

### Outcomes Studies

The two Outcomes Studies implemented within the Stage 2 Extension period focused on providing program results and assessing progress against key targets that contribute towards APTC's end of program outcomes. The Outcomes Study evaluative focus was staged around the research questions sourced from the M&E Framework. An analysis of responses from multiple survey instruments, case study interviews and longitudinal data enabled the research to provide a holistic view of an APTC graduate's experience one year after studies. Key topics discussed in the study included:

- › Employment outcomes
- › Professional development outcomes
- › Personal development outcomes
- › Income and Productivity
- › Mobility
- › Attribution and Recognition

Findings from these studies were then presented to the APTC management to support with decision making regarding the focus and implementation of the program as well as accountability to DFAT and APTC partners within the region.

#### 2016 Outcomes Study

Complementary to the 2016 Graduate Tracer Survey Report, an Outcomes Study Report was prepared to evaluate the 2016 cohort of graduates' outcomes and compare outcome results against the 2015 graduates' results. The study conducted a statistical and qualitative analysis of responses from both the 2016 Graduate Tracer Survey and 2016 Employer Engagement Survey returns, and a comparative analysis against the 2015 Graduate Tracer findings. Key findings include:

- › APTC graduates are very satisfied with relevant aspects of their training-related and personal experiences
- › APTC provides skills relevant to labour market requirements in targeted sectors
- › APTC has a good reputation in the Pacific as a high-quality provider of TVET
- › APTC graduates achieve improved employment and contribute to workplace productivity
- › Employers reported positive productivity and performance impact from APTC graduates

Three recommendations to APTC management were made in light of the findings from this study.

#### 2017 Outcomes Study

The 2017 Outcomes Study provided a comparative analysis against graduate outcomes traced in 2015, 2016 and 2017 respectively. Similar to the 2016 Outcomes Study Report, post award outcomes were analysed using the 2017 Graduate Tracer Survey and 2017 Employer Engagement Survey returns. In addition to these, a longitudinal perspective was included to gain a sense of how graduate's productivity experiences pre study and during study impacted on post study results. This was analysed using the Course Commencement Survey and End of Course Learner Survey returns.

### Impact Studies

Four impact studies are planned for the APTC Stage 2 extension. These short studies provide insights into the implementation of training programs that address key themes and contribute to the five end of program outcomes expressed in the MEF. The studies are as follows:

- › TVET Master Trainers Pilot Study
- › Women in Business Study
- › Disability Program Study
- › Curtin Brothers Partnership Study

As these studies are assessing outcomes, they are implemented between three to twelve months' post completion of qualification. The TVET Master Trainer Program has been completed and the first Stage of the evaluation has been completed. All other studies are planned for completion in 2018.

## Evaluation

Subsequent to the European Union Support to Sugar Industry Program (EU SSIP) project closure, a program evaluation was conducted to document APTC's contribution as a partner. The contributions were analysed against target outputs specified in the Logical Framework and a set of key evaluation questions from the APTC EU Monitoring and Evaluation Plan.

Overall, APTC as a contributing partner did manage to exceed the targets set for the training project in the four key result areas. Immediate changes in the workforce attitudes and workmanship, as well as the appearance of the workplace was observed by the employer, staff and community. With the capacity to improve work standards with the newly acquired industry standard competencies in various trade fields, and to provide a positive future for the growth of the sugar industry.

## Risk Management

The APTC risk management committee convened in 2017 and updated the risk management plan, attached as Annex 3.

### Highlighted Mitigated Risks 2017

#### *End of Program Outcome 2*

##### *2.1 Compliance with Australian standard qualification against ASQA is maintained.*

APTC this year implemented an updated process for recording and managing training delivery staff compliance with ASQA qualifications and currency requirements. The recording process mirrors the TAFE Queensland model and is managed by APTC HR. The engagement of a Continuous Improvement Coordinator in January resulted in processes for closer scrutiny of trainer competency and currency, and is embedded in the APTC Continuous Improvement Framework. The internal audits conducted by TAFE Queensland in 2015/16 were fully closed out in 2017.

##### *2.5 Reduced reliance on Australian Aid funding over time*

The risk of commercial projects incurring bad debts was mitigated through the development of a proposal checklist to assess risk for major projects, and the development of contract payment schedules included with every contract.

Debts incurred by fee paying students was addressed through the development of a debt management policy endorsed by EMT.

APTC EMT acknowledged a risk regarding the possibility of a reduction in DFAT budget allocation to APTC within the remainder of the current contract period. Strategies implemented included the review of budget in line with contractual outcomes, and a process to review the training profile to meet changes in budget allocation. EMT receives monthly budget updates with areas of risk highlighted for management.

## Administrative Systems and Processes

### System upgrades

APTC implemented the Microsoft Dynamics Customer Relationship Management (CRM) system in 2013 to manage the student application and alumni process. The system holds complete details of every applicant to APTC courses, and manages their progress from the time the application is received to the time applicants commence study. The system holds not only student details but those of their employers throughout the Pacific. The software integrates with EduPoint software, used to enrol and result students as they study.

The system was upgraded to the current version, CRM 2016, and rolled out to end users in October 2017. The upgrade involved training staff from across the Pacific in a pilot version of the software prior to the release of the live program.

As a seamless add-on to the CRM, APTC also facilitated the development of a stakeholder management system, designed to more effectively engage with industry and government representatives across the Pacific.

### **Finance software**

The APTC Finance System was upgraded from Microsoft Dynamics NAV 2009 to NAV 2017, and released to users on 11 September 2017.

The key benefits from the upgrade include:

- › Improved workflow and approval process within the new system.
- › Improved reporting capability
- › Ability to integrate with other Microsoft products such as Power BI and CRM
- › Adding on Web Client access - particularly useful for countries that have slow internet
- › Introduction of NAV mobile app
- › Enhanced user experience

## Facilities and Asset Management

The following initiatives have been implemented this calendar year to enable continuous improvement and a closer alignment to training package and workplace health and safety requirements.

### Fiji

#### FNU

- › The FNU Refrigeration and Air-conditioning (RAC) training facility extension was completed in July 2017.
- › Upgrade of the FNU classroom allocated to APTC was completed in July 2017.
- › Additional RAC and electrical equipment procurement was completed in October 2017.

#### Walu Bay

- › Installation of rotary ventilators to improve ventilation within the facility was completed in September 2017

#### USP

- › USP Fusion restaurant restrooms upgrade was completed in July 2017.
- › Installation of air conditioning and upgrades to windows at Fusion restaurant funded through the Joint Management Committee was completed in July 2017.

#### Ganilau House

- › Vehicles replacement completed.
- › Tenders for obsolete vehicles, ICT equipment and furniture was completed in September 2017.
- › Student furniture procurement for Fiji Campus ground floor classrooms was completed in August 2017.
- › Fit out of training and administrative work space for Fiji campus staff was completed in July 2017.

#### Nadi/EU

- › Exit of Nadi office, including vacating and handover of the office to the landlord was completed in July 2017.
- › Completed contractual donation of two vehicles, equipment and furniture from the Nadi office to Fiji Sugar Corporation in August 2017.

### PNG

- › Vehicle replacement for PNG Campus was completed in August 2017.
- › Tender for obsolete vehicles was completed in September 2017.
- › Upgrade of the ablution block at the Metal Fabrication workshop was completed in July 2017.
- › Installation of the airline system and final minor works at the National Auto Training Centre (NATC) was completed in December 2017.

### Samoa

- › Samoa on-line facilities helpdesk commenced July 2017.
- › Tender for obsolete vehicle and ICT equipment was completed August 2017.
- › Additional equipment procurement for the NUS plumbing facility, including water tanks, was completed in October 2017.
- › Air conditioning installation in the NUS plumbing classroom was completed in October 2017.

### Vanuatu

- › Tender for ICT items was completed September 2017.
- › New cocktail tables were procured for Hospitality in semester 2 2017.
- › Vehicle replacement for campus was completed in December 2017.

### Solomon Islands

- › Electrical switchboard upgrade at Sinu Kitchen was completed in July 2017.
- › New cocktail tables and minor equipment procurement for Hospitality was completed in October 2017.

## Human Resources Management

In the first six months of 2017, the RHO HR team were focussed on high volume recruitment, contracting, mobilisation and induction for staff.

In line with the new QMS, all HR policies, work instructions and forms were reviewed and upgraded to ensure currency and efficiency in use and availability of quality documents.

Another key focus for APTC HR has been to improve the regional OHS framework to ensure rigour around systems and procedures. APTC is committed to identifying and resolving OHS risks at all campus and delivery locations.

HR implemented a Health and Wellbeing program involving a variety of activities including medical screening checks, information sessions by doctors or nutritionists, Pacific Island healthy cooking demonstrations and fitness activities.

The program addressed lifestyle-related choices resulting in Non Communicable Diseases (NCD) prevalent across the South Pacific region. The success of the program was demonstrated through increased enthusiasm and engagement from a broad number of our staff in continuing to improve and maintain a healthy lifestyle.

HR facilitates the Capability Development Committee to determine and provide professional development for APTC staff and assist in maintaining academic compliance for training personnel. The committee demonstrates APTC's commitment to supporting staff in professional development aligned with their core capabilities and responsibilities of their position.

HR completed two salary reviews for national administrative staff located in Solomon Islands and PNG. Recently a third party provider has been engaged to complete a remuneration benchmarking survey for all national staff positions located across APTC campus countries.

Expatriate payroll is facilitated through TAFE Queensland and national staffing payroll is facilitated through APTC RHO with pay runs completed fortnightly for all campuses. An internal audit of payroll is completed annually by an external third party auditor.

### Training Delivery Staff

In terms of staffing and gender balance of training delivery staff, as evidenced in the table below, seventy-four percent of APTC training delivery staff are Pacific Island citizens.

Citizenship	Training Delivery	Male	% of Total	Female	% of Total
Australian	24	15	63%	9	38%
Fijian	31	20	65%	11	35%
Samoan	9	5	56%	4	44%
Ni-Vanuatu	7	2	29%	5	71%
PNG	18	13	72%	5	28%
Solomon Islands	2	1	50%	1	50%
<b>Total</b>	<b>91</b>	<b>56</b>	<b>62%</b>	<b>35</b>	<b>38%</b>

### Support Staff

As illustrated in the below table, eighty-six percent of APTC administrative support staff are Pacific Island citizens. Sixty-one percent of staff are female, indicating a strong representation of female staff in a Pacific Island workplace.

Citizenship	Admin	Male	% of Total	Female	% of Total
Australian	13	6	46%	7	54%
Fijian	51	21	41%	30	59%
Samoan	8	4	50%	4	50%
Ni-Vanuatu	5	1	20%	4	80%
PNG	14	5	36%	9	64%
Solomon Islands	4	0	0%	4	100%
<b>Total</b>	<b>95</b>	<b>37</b>	<b>39%</b>	<b>58</b>	<b>61%</b>



## Contract Management

APTC's performance in managing and executing the contract in adherence to the contract terms is measured by DFAT using the Partner Performance Assessments. These assess how well implementing partners are delivering the services required in aid agreements, and are based on the most recent twelve-month period where performance information is available.

Assessments are rated on a six-point scale from 1: Very poor- does not satisfy criteria in any major area, to 6 - Very good - satisfies criteria in all areas. APTC performance is measured against the following criteria:

### **Is APTC achieving agreed objectives and results and promoting sustainability?**

APTC is results focused and delivers on time, ensuring deliverables are of high quality, accurate and meet the defined requirements. (Score 6)

### **Is value for money (VfM) being delivered ensuring effective, ethical, efficient and economical use of funds?**

APTC scrutinises costs to pursue the most cost-effective options and considers proportionality in planning/allocating resources. (Score 6)

### **Does APTC work collaboratively, communicate effectively with stakeholders and respond effectively to emerging issues?**

APTC communicates effectively with stakeholders and counterparts (including partner government, other donors, private sector, communities and beneficiaries as appropriate), works collaboratively, builds effective relationships and ensures DFAT is consulted on key developments and emerging issues. (Score 6)

### **Does APTC operate in a manner consistent with DFAT policies and priorities, effectively managing risk, fraud and corruption, and promoting innovation?**

APTC has effective systems for identifying, managing and reporting risk, fraud and corruption and informs DFAT of risks/issues that may adversely affect timing, cost or quality of services as agreed. (Score 6)

### **Does APTC provide personnel with appropriate skills and experience and manage them effectively?**

Senior personnel demonstrate effective leadership and management, achieve results against agreed responsibilities and communicate effectively. (Score 6)

## Information and Communication Technologies

### **Hardware Upgrades 2017**

- › new printers for FNU sites, PNG NATC project, RHO, Narere, Walubay, Vatuwaqa
- › replacement of wireless access points for operational efficiency and central management
- › replacement of twenty-five trainer laptops
- › server upgrades for Walubay and Vatuwaqa
- › networking upgrades to allow faster throughput to cater for increased utilisation
- › firewall upgrades to enhance security to APTC Network
- › Solomon Islands internet and network redesign and implementation to include SINU & Don Bosco.

### **Software Upgrades**

- › NAV (finance), CRM and Stakeholder Relationship Management upgrades
- › patch management and software deployment implementation
- › online travel authorisation and booking system
- › online WHS inspection tool
- › online Risk Management tool
- › online incident tracking and reporting
- › launch of APTCentral and APTC website



## Nationalisation

National staff currently represent seventy-six percent of the total number of APTC employees.

### Staffing Levels by Campus – December 2017

Location	Persons	% of total	Training Delivery	%	Admin/MGT	%
Fiji RHO	48		2	4%	46	96%
Fiji Suva Campus	52		38	73%	14	27%
Total FIJI	100	54%	40	40%	60	60%
Samoa	21	11%	12	57%	9	43%
PNG	38	20%	23	61%	15	39%
Vanuatu	16	9%	10	63%	6	37%
Solomon Islands	11	6%	6	55%	5	45%
<b>Total Staff</b>	<b>186</b>	<b>100%</b>	<b>91</b>	<b>49%</b>	<b>95</b>	<b>51%</b>

### Comparative Staffing Levels

Citizenship	May 2012	May 2013	May 2014	May 2015	December 2015	December 2016	December 2017
Australia	63	81	80	52	28	35	37
Fiji	41	55	66	65	60	75	82
Samoa	13	12	17	15	14	16	17
Ni-Vanuatu	6	9	11	14	12	13	12
PNG	10	16	20	22	15	26	32
Solomon Islands	-	1	1	4	4	3	6
Other	4	3	1	-	-	-	-
<b>Total</b>	<b>137</b>	<b>177</b>	<b>196</b>	<b>172</b>	<b>133</b>	<b>168</b>	<b>186</b>

## Reporting Activities

During 2017, in accordance with the SoS and DFAT contractual requirements, the following reports were presented to DFAT:

- › Annual Report and Plan 2016 - 2017 (January)
- › Quarterly Financial Report (April)
- › APTC Environmental Scan 2017
- › Six-Monthly Progress Report (July)
- › End of Financial Year Financial Report
- › Quarterly Financial Report (September)
- › 2017 Graduate Tracer Survey Report
- › 2017 Employer Engagement Report

# ANNEXES

## Annex 1 Student Activity

### Cumulative Application, Enrolment and Graduate Data by Citizenship Country

Course	Funding Source						Total
	DFAT Subsidised		Total	Non-subsidised		Total	
	Female	Male		Female	Male		
Certificate III in Air-conditioning and Refrigeration	3	159	162			0	162
Certificate III in Allied Health Assistance / Certificate III in Health Services Assistance	24	5	29			0	29
Certificate III in Applied Fashion Design and Technology	124	38	162			0	162
Certificate III in Business Administration	4	4	8			0	8
Certificate III in Carpentry	5	765	770	0	4	4	774
Certificate III in Commercial Cookery	241	469	710	3	0	3	713
Certificate III in Community Services Work	35	30	65			0	65
Certificate III in Disability	65	14	79			0	79
Certificate III in Early Childhood Education and Care	742	58	800			0	800
Certificate III in Education Support	3	1	4			0	4
Certificate III in Electrotechnology Electrician	9	323	332			0	332
Certificate III in Engineering – Fabrication Trade	13	366	379			0	379
Certificate III in Engineering – Mechanical Trade (Diesel Fitting)	12	523	535	0	1	1	536
Certificate III in Engineering – Mechanical Trade (Fitting & Machining)	12	296	308			0	308
Certificate III in Hairdressing	102	35	137			0	137
Certificate III in Home and Community Care / Certificate III in Aged Care	212	25	237			0	237
Certificate III in Hospitality	599	258	857			0	857
Certificate III in Hospitality (Catering Operations)	3	0	3			0	3
Certificate III in Hospitality (Lodge)	38	5	43			0	43
Certificate III in Individual Support	326	35	361			0	361
Certificate III in Light Vehicle Mechanical Technology	10	560	570	0	3	3	573
Certificate III in Painting and Decorating	164	313	477			0	477
Certificate III in Patisserie	130	145	275			0	275
Certificate III in Plumbing	6	286	292			0	292
Certificate III in Tourism	134	58	192			0	192
Certificate III in Wall and Floor Tiling	83	298	381			0	381
Certificate IV in Applied Fashion Design and Merchandising	21	7	28			0	28
Certificate IV in Business	0	1	1	29	19	48	49
Certificate IV in Community Development	32	23	55			0	55
Certificate IV in Disability	143	40	183			0	183
Certificate IV in Hospitality	76	47	123			0	123
Certificate IV in Leadership and Management	18	51	69	11	8	19	88
Certificate IV in New Small Business	58	0	58			0	58
Certificate IV in Training and Assessment	144	333	477	94	164	258	735
Certificate IV in Youth Work	43	72	115			0	115
Diploma of Children's Services (Early Childhood Education and Care)	142	4	146			0	146
Diploma of Community Services Work	58	45	103			0	103
Diploma of Counselling	34	20	54			0	54
Diploma of Management			0	1	0	1	1
Diploma of Training Design and Development			0	1	2	3	3
Diploma of Vocational Education and Training			0	9	13	22	22
Diploma of Hospitality	1	0	1			0	1
Course not stated	24	33	57			0	57
<b>Grand Total:</b>	<b>3893</b>	<b>5745</b>	<b>9638</b>	<b>148</b>	<b>214</b>	<b>362</b>	<b>10000</b>
<b>Stage 2 Total:</b>	<b>2680</b>	<b>3451</b>	<b>6131</b>	<b>140</b>	<b>206</b>	<b>346</b>	<b>6477</b>
<b>Stage 1 Total:</b>	<b>1213</b>	<b>2294</b>	<b>3507</b>	<b>8</b>	<b>8</b>	<b>16</b>	<b>3523</b>
<b>Total for Both Stages:</b>	<b>3893</b>	<b>5745</b>	<b>9638</b>	<b>148</b>	<b>214</b>	<b>362</b>	<b>10000</b>

## Applications Fiji - 2017

Course	Funding Source						Total
	DFAT Subsidised		Total	Non-subsidised		Total	
	Female	Male		Female	Male		
Certificate III in Air-conditioning and Refrigeration	0	18	18			0	<b>18</b>
Certificate III in Applied Fashion Design and Technology	65	10	75			0	<b>75</b>
Certificate III in Carpentry	3	87	90			0	<b>90</b>
Certificate III in Commercial Cookery	33	35	68			0	<b>68</b>
Certificate III in Community Services Work	3	2	5			0	<b>5</b>
Certificate III in Early Childhood Education and Care	79	2	81			0	<b>81</b>
Certificate III in Education Support	3	1	4			0	<b>4</b>
Certificate III in Electrotechnology Electrician	1	36	37			0	<b>37</b>
Certificate III in Engineering – Fabrication Trade	3	45	48			0	<b>48</b>
Certificate III in Engineering – Mechanical Trade (Diesel Fitting)	1	76	77			0	<b>77</b>
Certificate III in Engineering – Mechanical Trade (Fitting & Machining)	0	23	23			0	<b>23</b>
Certificate III in Hospitality	85	29	114			0	<b>114</b>
Certificate III in Individual Support	192	14	206			0	<b>206</b>
Certificate III in Light Vehicle Mechanical Technology	1	38	39			0	<b>39</b>
Certificate III in Painting and Decorating	5	15	20			0	<b>20</b>
Certificate III in Patisserie	16	13	29			0	<b>29</b>
Certificate III in Plumbing	0	39	39			0	<b>39</b>
Certificate III in Tourism	15	5	20			0	<b>20</b>
Certificate III in Wall and Floor Tiling	2	11	13			0	<b>13</b>
Certificate IV in Applied Fashion Design and Merchandising	21	7	28			0	<b>28</b>
Certificate IV in Business	0	1	1	3	4	7	<b>8</b>
Certificate IV in Community Development	2	4	6			0	<b>6</b>
Certificate IV in Disability	20	6	26			0	<b>26</b>
Certificate IV in Leadership and Management	16	51	67	0	1	1	<b>68</b>
Certificate IV in New Small Business	57	0	57			0	<b>57</b>
Certificate IV in Training and Assessment	16	27	43	3	8	11	<b>54</b>
Certificate IV in Youth Work	3	5	8			0	<b>8</b>
Diploma of Children's Services	2	0	2			0	<b>2</b>
Diploma of Counselling	34	20	54			0	<b>54</b>
Diploma of Training Design and Development			0	1	2	3	<b>3</b>
<b>Grand Total:</b>	<b>678</b>	<b>620</b>	<b>1298</b>	<b>7</b>	<b>15</b>	<b>22</b>	<b>1320</b>

### Cumulative Enrolments Fiji - 2007 to Date

Course	Funding Source						Total
	DFAT Subsidised		Total	Non-subsidised		Total	
	Female	Male		Female	Male		
Certificate III in Air-conditioning and Refrigeration	0	52	52	0	2	2	54
Certificate III in Allied Health Assistance / Certificate III in Health Services Assistance	14	0	14			0	14
Certificate III in Applied Fashion Design and Technology	101	30	131			0	131
Certificate III in Carpentry	2	228	230	0	4	4	234
Certificate III in Commercial Cookery	79	206	285	4	2	6	291
Certificate III in Community Services Work	3	4	7			0	7
Certificate III in Disability	12	2	14			0	14
Certificate III in Early Childhood Education and Care	276	5	281			0	281
Certificate III in Electrotechnology Electrician	1	102	103			0	103
Certificate III in Engineering – Fabrication Trade	2	149	151			0	151
Certificate III in Engineering – Mechanical Trade (Diesel Fitting)	7	232	239			0	239
Certificate III in Engineering – Mechanical Trade (Fitting & Machining)	11	163	174			0	174
Certificate III in Hairdressing	46	19	65			0	65
Certificate III in Home and Community Care / Certificate III in Aged Care	72	9	81			0	81
Certificate III in Hospitality	237	138	375			0	375
Certificate III in Hospitality (Lodge)	14	4	18			0	18
Certificate III in Individual Support	82	16	98			0	98
Certificate III in Light Vehicle Mechanical Technology	3	201	204	0	4	4	208
Certificate III in Painting and Decorating	79	150	229			0	229
Certificate III in Patisserie	65	81	146	1	0	1	147
Certificate III in Plumbing	3	55	58	0	1	1	59
Certificate III in Tourism	36	14	50			0	50
Certificate III in Wall and Floor Tiling	39	112	151			0	151
Certificate IV in Applied Fashion Design and Merchandising	12	6	18	1	0	1	19
Certificate IV in Business			0	37	21	58	58
Certificate IV in Community Development	3	2	5			0	5
Certificate IV in Disability	85	20	105			0	105
Certificate IV in Hospitality	58	33	91			0	91
Certificate IV in Leadership and Management	13	31	44	8	6	14	58
Certificate IV in New Small Business	21	0	21			0	21
Certificate IV in Training and Assessment	101	249	350	69	110	179	529
Certificate IV in Youth Work	20	33	53	1	0	1	54
Diploma in Children's Services (Early Childhood Education and Care)	57	1	58			0	58
Diploma of Community Services Work	15	7	22			0	22
Diploma of Counselling	9	7	16			0	16
Diploma of Training Design and Development			0	1	2	3	3
Diploma of Vocational Education and Training			0	7	10	17	17
<b>Grand Total:</b>	<b>1578</b>	<b>2361</b>	<b>3939</b>	<b>129</b>	<b>162</b>	<b>291</b>	<b>4230</b>

<b>Stage 2 Total:</b>	<b>1080</b>	<b>1459</b>	<b>2539</b>	<b>121</b>	<b>153</b>	<b>274</b>	<b>2813</b>
<b>Stage 1 Total:</b>	<b>498</b>	<b>902</b>	<b>1400</b>	<b>8</b>	<b>9</b>	<b>17</b>	<b>1417</b>

<b>Total for Both Stages:</b>	<b>1578</b>	<b>2361</b>	<b>3939</b>	<b>129</b>	<b>162</b>	<b>291</b>	<b>4230</b>
-------------------------------	-------------	-------------	-------------	------------	------------	------------	-------------

## Enrolments Fiji - 2017

Course	Funding Source						Total
	DFAT Subsidised		Total	Non-subsidised		Total	
	Female	Male		Female	Male		
Certificate III in Air-Conditioning and Refrigeration	0	9	9	0	2	2	11
Certificate III in Air-conditioning and Refrigeration	0	9	9	0	2	2	11
Certificate III in Applied Fashion Design and Technology	45	4	49			0	49
Certificate III in Carpentry	1	21	22	0	3	3	25
Certificate III in Commercial Cookery	12	16	28	3	2	5	33
Certificate III in Early Childhood Education and Care	14	0	14			0	14
Certificate III in Electrotechnology Electrician	0	6	6			0	6
Certificate III in Engineering - Fabrication Trade	1	19	20			0	20
Certificate III in Engineering - Mechanical Trade (Diesel Fitting)	2	31	33			0	33
Certificate III in Engineering - Mechanical Trade (Fitting and Machining)	1	14	15			0	15
Certificate III in Hospitality	22	10	32			0	32
Certificate III in Individual Support	49	7	56			0	56
Certificate III in Light Vehicle Mechanical Technology	1	25	26	0	3	3	29
Certificate III in Painting and Decorating	3	10	13			0	13
Certificate III in Patisserie	14	9	23			0	23
Certificate III in Plumbing	0	9	9	0	1	1	10
Certificate III in Tourism	10	6	16			0	16
Certificate III in Wall and Floor Tiling	3	17	20			0	20
Certificate IV in Applied Fashion Design and Merchandising	12	6	18	1	0	1	19
Certificate IV in Community Development	2	0	2			0	2
Certificate IV in Disability	8	2	10			0	10
Certificate IV in Leadership and Management	13	31	44	1	1	2	46
Certificate IV in New Small Business	21	0	21			0	21
Certificate IV in Training and Assessment	2	12	14	10	15	25	39
Certificate IV in Youth Work	5	4	9	1	0	1	10
Diploma of Counselling	9	7	16			0	16
<b>Grand Total:</b>	<b>250</b>	<b>275</b>	<b>525</b>	<b>16</b>	<b>27</b>	<b>43</b>	<b>568</b>
<b>Grand Total:</b>	<b>228</b>	<b>226</b>	<b>454</b>	<b>15</b>	<b>25</b>	<b>40</b>	<b>494</b>

### Cumulative Graduates Fiji - 2007 to Date

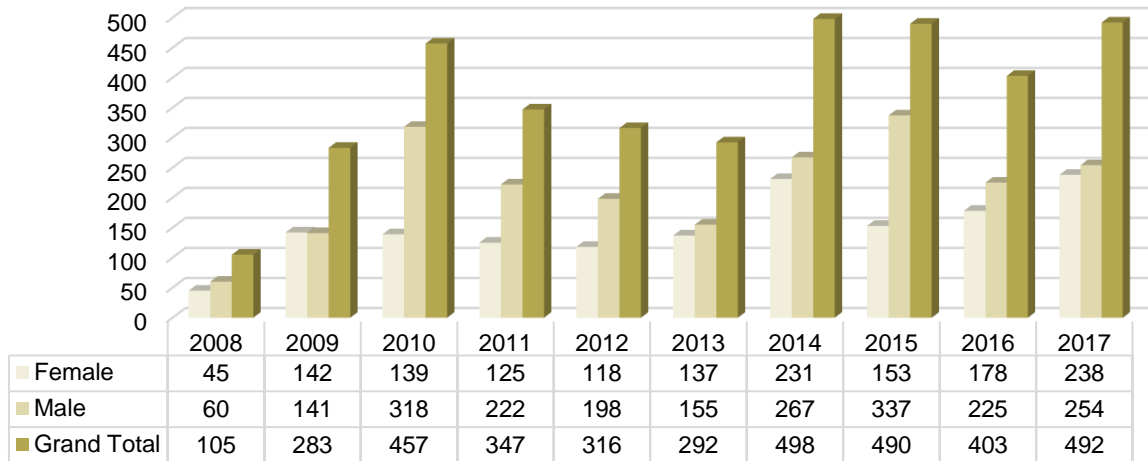
Course	Funding Source						Total
	DFAT Subsidised		Total	Non-subsidised		Total	
	Female	Male		Female	Male		
Certificate III in Air-conditioning and Refrigeration	0	50	50	0	2	2	52
Certificate III in Allied Health Assistance / Certificate III in Health Services Assistance	13	0	13			0	13
Certificate III in Applied Fashion Design and Technology	93	27	120			0	120
Certificate III in Carpentry	1	216	217	0	4	4	221
Certificate III in Commercial Cookery	78	200	278	4	2	6	284
Certificate III in Community Services Work	3	3	6			0	6
Certificate III in Disability	11	2	13			0	13
Certificate III in Early Childhood Education and Care	259	4	263			0	263
Certificate III in Electrotechnology Electrician	1	73	74			0	74
Certificate III in Engineering – Fabrication Trade	2	143	145			0	145
Certificate III in Engineering – Mechanical Trade (Diesel Fitting)	7	224	231			0	231
Certificate III in Engineering – Mechanical Trade (Fitting & Machining)	3	116	119			0	119
Certificate III in Hairdressing	46	18	64			0	64
Certificate III in Home and Community Care / Certificate III in Aged Care	67	9	76			0	76
Certificate III in Hospitality	209	112	321			0	321
Certificate III in Hospitality (Lodge)	14	4	18			0	18
Certificate III in Individual Support	82	16	98			0	98
Certificate III in Light Vehicle Mechanical Technology	3	189	192	0	3	3	195
Certificate III in Painting and Decorating	60	131	191			0	191
Certificate III in Patisserie	57	71	128	1	0	1	129
Certificate III in Plumbing	3	48	51			0	51
Certificate III in Tourism	34	14	48			0	48
Certificate III in Wall and Floor Tiling	35	96	131			0	131
Certificate IV in Applied Fashion Design and Merchandising	10	4	14	1	0	1	15
Certificate IV in Business			0	9	2	11	11
Certificate IV in Community Development	3	2	5			0	5
Certificate IV in Disability	81	17	98			0	98
Certificate IV in Hospitality	55	25	80			0	80
Certificate IV in Leadership and Management			0	5	4	9	9
Certificate IV in New Small Business	18	0	18			0	18
Certificate IV in Training and Assessment	87	210	297	59	92	151	448
Certificate IV in Youth Work	20	32	52	1	0	1	53
Diploma of Children's Services (Early Childhood Education and Care)	55	1	56			0	56
Diploma of Community Services Work	14	7	21			0	21
Diploma of Training Design and Development			0	1	2	3	3
Diploma of Vocational Education and Training			0	1	2	3	3
<b>Grand Total:</b>	<b>1424</b>	<b>2064</b>	<b>3488</b>	<b>82</b>	<b>113</b>	<b>195</b>	<b>3683</b>
<b>Stage 2 Total:</b>	<b>1024</b>	<b>1389</b>	<b>2413</b>	<b>78</b>	<b>107</b>	<b>185</b>	<b>2598</b>
<b>Stage 1 Total:</b>	<b>400</b>	<b>675</b>	<b>1075</b>	<b>4</b>	<b>6</b>	<b>10</b>	<b>1085</b>
<b>Total for Both Stages</b>	<b>1424</b>	<b>2064</b>	<b>3488</b>	<b>82</b>	<b>113</b>	<b>195</b>	<b>3683</b>

## Graduates Fiji - 2017

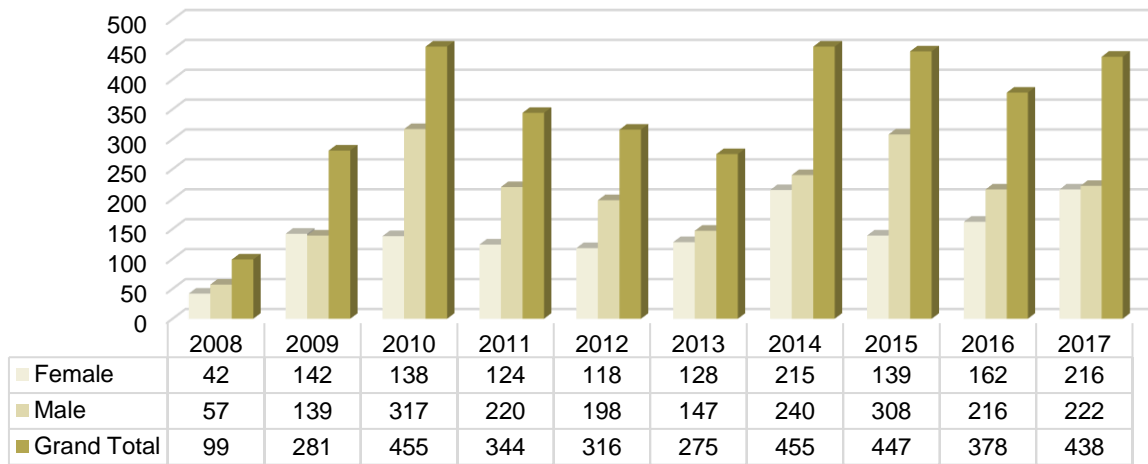
Course	Funding Source						Total
	DFAT Subsidised		Total	Non-subsidised		Total	
	Female	Male		Female	Male		
Certificate III in Air-conditioning and Refrigeration	0	9	9	0	2	2	11
Certificate III in Applied Fashion Design and Technology	38	3	41			0	41
Certificate III in Carpentry	1	20	21	0	3	3	24
Certificate III in Commercial Cookery	12	16	28	3	2	5	33
Certificate III in Early Childhood Education and Care	12	0	12			0	12
Certificate III in Electrotechnology Electrician	0	4	4			0	4
Certificate III in Engineering - Fabrication Trade	1	16	17			0	17
Certificate III in Engineering - Mechanical Trade (Diesel Fitting)	2	31	33			0	33
Certificate III in Engineering - Mechanical Trade (Fitting and Machining)	1	14	15			0	15
Certificate III in Hospitality	22	9	31			0	31
Certificate III in Individual Support (Ageing, Home and Community)	50	7	57			0	57
Certificate III in Light Vehicle Mechanical Technology	1	25	26	0	3	3	29
Certificate III in Painting and Decorating	3	9	12			0	12
Certificate III in Patisserie	14	8	22			0	22
Certificate III in Plumbing	0	6	6			0	6
Certificate III in Tourism	9	6	15			0	15
Certificate III in Wall and Floor Tiling	3	16	19			0	19
Certificate IV in Applied Fashion Design and Merchandising	10	4	14	1	0	1	15
Certificate IV in Business			0	5	2	7	7
Certificate IV in Community Development	2	0	2			0	2
Certificate IV in Disability	8	2	10			0	10
Certificate IV in New Small Business	18	0	18			0	18
Certificate IV in Training and Assessment	4	14	18	10	16	26	44
Certificate IV in Youth Work	5	3	8	1	0	1	9
Diploma of Training Design and Development			0	1	2	3	3
Diploma of Vocational Education and Training			0	1	2	3	3
<b>Grand Total:</b>	<b>216</b>	<b>222</b>	<b>438</b>	<b>22</b>	<b>32</b>	<b>54</b>	<b>492</b>



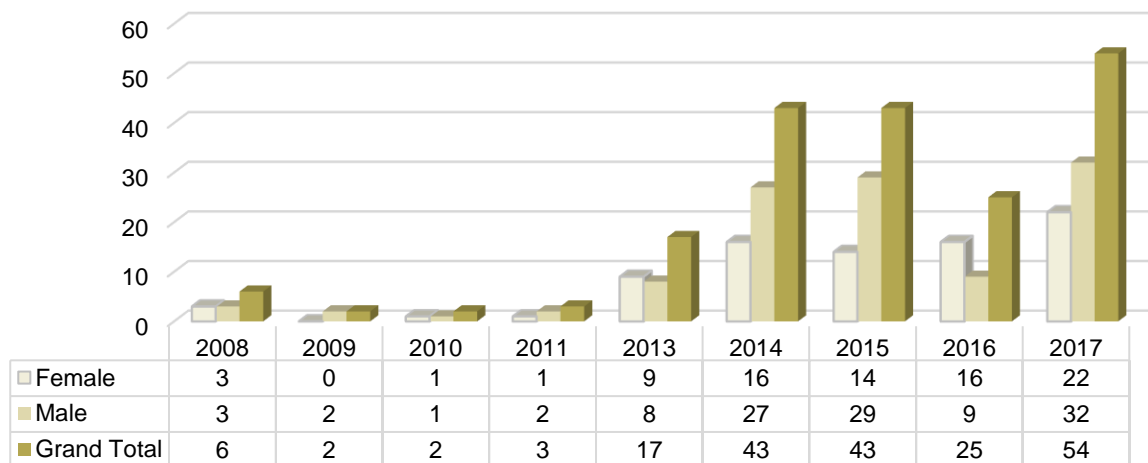
### Fiji Graduates by Year and Gender



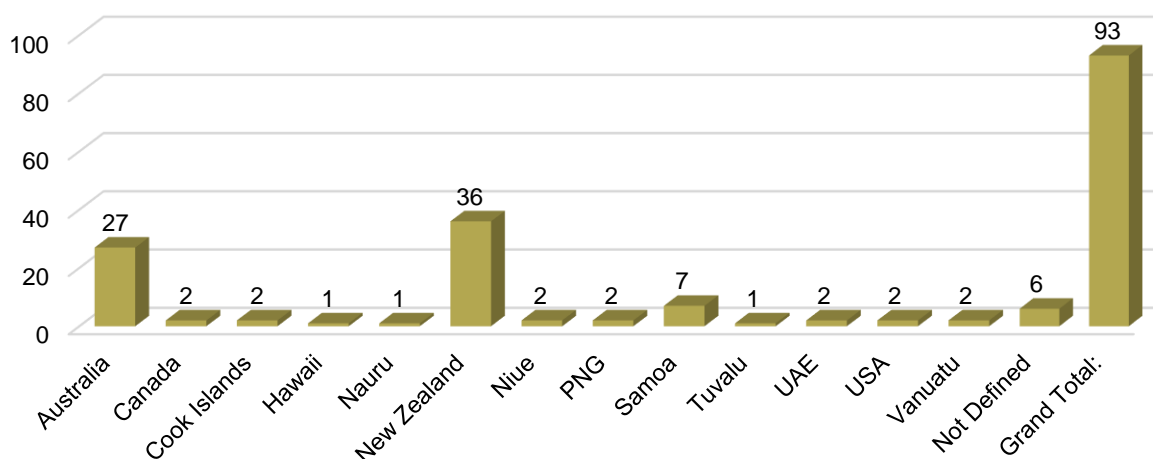
### DFAT Subsidised Fiji Graduates by Year and Gender



### Non-DFAT Subsidised Fiji Graduates by Year and Gender



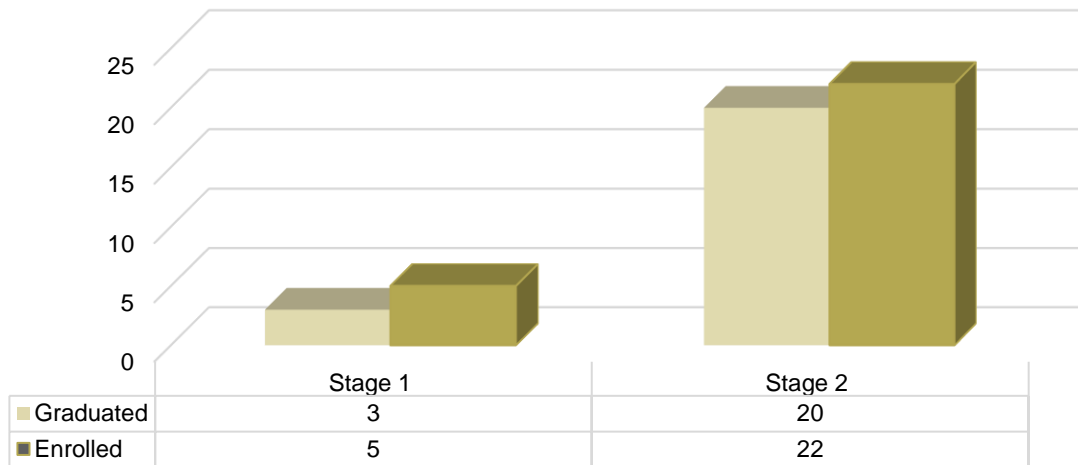
### Migration Country - Fiji Citizens



### Migrations 2007 to date - Fiji Citizens by Course

APTC Course	Total
Certificate III in Air-conditioning and Refrigeration	9
Certificate III in Carpentry	12
Certificate III in Commercial Cookery	11
Certificate III in Early Childhood Education and Care	4
Certificate III in Electrotechnology Electrician	1
Certificate III in Engineering - Fabrication Trade	4
Certificate III in Engineering - Mechanical Trade (Diesel Fitting)	5
Certificate III in Engineering - Mechanical Trade (Fitting and Machining)	4
Certificate III in Hairdressing	5
Certificate III in Hospitality	9
Certificate III in Light Vehicle Mechanical Technology	8
Certificate III in Patisserie	10
Certificate III in Plumbing	1
Certificate III in Tourism	1
Certificate III in Wall and Floor Tiling	3
Certificate IV in Hospitality	4
Certificate IV in Training and Assessment	9
Certificate IV in Youth Work	1
Diploma of Children's Services (Early Childhood Education and Care)	1
<b>Grand Total</b>	<b>102</b>
<b>Stage 2 Total:</b>	<b>74</b>
<b>Stage 1 Total:</b>	<b>28</b>
<b>Total for Both Stages:</b>	<b>102</b>

### Fiji Citizens Special Needs Enrolments/Graduates by Stage



### Non-Completions Fiji - 2007 to Date

Course	Funding Source				Total
	DFAT Subsidised		Non-subsidised		
	Female	Male	Female	Male	
Certificate III in and Air-conditioning and Refrigeration	0	2			2
Certificate III in Allied Health Assistance / Certificate III in Health Services Assistance	1	0			1
Certificate III in Applied Fashion Design and Technology	8	3			11
Certificate III in Carpentry	1	12			13
Certificate III in Commercial Cookery	1	6			7
Certificate III in Community Services Work	0	1			1
Certificate III in Disability	1	0			1
Certificate III in Early Childhood Education and Care	17	1			18
Certificate III in Electrotechnology Electrician	0	29			29
Certificate III in Engineering – Fabrication Trade	0	6			6
Certificate III in Engineering – Mechanical Trade (Diesel Fitting)	0	8			8
Certificate III in Engineering – Mechanical Trade (Fitting & Machining)	4	28			32
Certificate III in Hairdressing	0	1			1
Certificate III in Home and Community Care / Certificate III in Aged Care	5	0			5
Certificate III in Hospitality	28	26			54
Certificate III in Light Vehicle Mechanical Technology	0	12	0	1	13
Certificate III in Patisserie	8	10			18
Certificate III in Painting and Decorating	19	19			38
Certificate III in Plumbing	0	7	0	1	8
Certificate III in Tourism	2	0			2
Certificate III in Wall and Floor Tiling	4	16			20
Certificate IV in Applied Fashion Design and Merchandising	2	2			4
Certificate IV in Business	0	1	16	4	21
Certificate IV in Disability	4	3			7
Certificate IV in Hospitality	3	8			11
Certificate IV in Leadership and Management	0	1	3	1	5
Certificate IV in New Small Business	3	0			3
Certificate IV in Training and Assessment	14	39	10	18	81
Certificate IV in Youth Work	0	1			1
Diploma of Children's Services (Early Childhood Education and Care)	2	0			2
Diploma of Community Services Work	1	0			1
Diploma of Vocational Education and Training			6	8	14
<b>Grand Total:</b>	<b>128</b>	<b>242</b>	<b>35</b>	<b>33</b>	<b>438</b>
<b>Stage 2 Total:</b>	<b>68</b>	<b>132</b>	<b>32</b>	<b>30</b>	<b>262</b>
<b>Stage 1 Total:</b>	<b>60</b>	<b>110</b>	<b>3</b>	<b>3</b>	<b>176</b>
<b>Total for Both Stages:</b>	<b>128</b>	<b>242</b>	<b>35</b>	<b>33</b>	<b>438</b>

<b>Cumulative Deferrals Fiji - 2007 to Date</b>			
<b>Course</b>	<b>Female</b>	<b>Male</b>	<b>Total</b>
Certificate III in Air-conditioning and Refrigeration	0	1	1
Certificate III in Allied Health Assistance / Certificate III in Health Services Assistance	1	2	3
Certificate III in Carpentry	0	1	1
Certificate III in Commercial Cookery	1	0	1
Certificate III in Community Services Work	2	3	5
Certificate III in Disability	1	0	1
Certificate III in Early Childhood Education and Care	1	0	1
Certificate III in Electrotechnology Electrician	0	5	5
Certificate III in Engineering – Fabrication Trade	0	3	3
Certificate III in Engineering – Mechanical Trade (Diesel Fitting)	0	4	4
Certificate III in Engineering – Mechanical Trade (Fitting and Machining)	0	9	9
Certificate III in Hospitality	4	1	5
Certificate III in Individual Support	3	0	3
Certificate III in Light Vehicle Mechanical Technology	0	3	3
Certificate III in Patisserie	1	1	2
Certificate III in Wall and Floor Tiling	0	1	1
Certificate IV in Applied Fashion Design and Merchandising	1	0	1
Certificate IV in Community Development	1	0	1
Certificate IV in Disability	12	4	16
Certificate IV in New Small Business	1	0	1
Certificate IV in Training and Assessment	0	6	6
Diploma in Community Services Work	0	2	2
Diploma of Counselling	2	1	3
<b>Grand Total:</b>	<b>31</b>	<b>47</b>	<b>78</b>
<b>Stage 2 Total:</b>	<b>29</b>	<b>41</b>	<b>70</b>
<b>Stage 1 Total:</b>	<b>2</b>	<b>6</b>	<b>8</b>
<b>Total for Both Stages:</b>	<b>31</b>	<b>47</b>	<b>78</b>

### Cumulative Applications PNG - 2007 to Date

Course	Funding Source						Total
	DFAT Subsidised		Total	Non-subsidised		Total	
	Female	Male		Female	Male		
Certificate III in Air-conditioning and Refrigeration	9	148	157			0	157
Certificate III in Allied Health Assistance / Certificate III in Health Services Assistance	22	11	33			0	33
Certificate III in Applied Fashion Design and Technology	10	0	10			0	10
Certificate III in Business	1	0	1			0	1
Certificate III in Carpentry	8	692	700			0	700
Certificate III in Catering Operations	13	11	24			0	24
Certificate III in Commercial Cookery	230	447	677	1	0	1	678
Certificate III in Community Services Work	74	74	148			0	148
Certificate III in Disability	13	9	22			0	22
Certificate III in Early Childhood Education and Care	278	85	363			0	363
Certificate III in Education Support	14	10	24			0	24
Certificate III in Electrotechnology Electrician	28	756	784	0	1	1	785
Certificate III in Engineering – Fabrication Trade	31	651	682	1	11	12	694
Certificate III in Engineering – Mechanical Trade (Diesel Fitting)	14	697	711			0	711
Certificate III in Engineering – Mechanical Trade (Fitting & Machining)	14	518	532			0	532
Certificate III in Hairdressing	38	7	45			0	45
Certificate III in Home and Community Care / Certificate III in Aged Care	14	4	18			0	18
Certificate III in Hospitality	650	263	913			0	913
Certificate III in Hospitality (Catering Operations)	11	11	22			0	22
Certificate III in Hospitality (Lodge)	3	1	4			0	4
Certificate III in Individual Support	13	4	17			0	17
Certificate III in Light Vehicle Mechanical Technology	41	952	993	0	1	1	994
Certificate III in Nutrition and Dietetic Assistance	1	0	1			0	1
Certificate III in Painting and Decorating	49	28	77			0	77
Certificate III in Patisserie	29	36	65			0	65
Certificate III in Pathways to Further Study			0	16	24	40	40
Certificate III in Plumbing	3	188	191			0	191
Certificate III in Tourism	436	207	643			0	643
Certificate III in Wall and Floor Tiling	22	21	43			0	43
Certificate IV in Business	0	1	1	10	7	17	18
Certificate IV in Community Development	13	21	34			0	34
Certificate IV in Disability	7	6	13			0	13
Certificate IV in Hospitality	131	111	242			0	242
Certificate IV in Leadership and Management	34	51	85	4	0	4	89
Certificate IV in Training and Assessment	48	83	131	41	120	161	292
Certificate IV in Youth Work	17	45	62			0	62
Diploma of Children's Services (Early Childhood Education and Care)	60	13	73			0	73
Diploma in Community Services Work	74	98	172			0	172
Diploma of Management	0	4	4	0	1	1	5
Diploma of Training Design and Development			0	1	0	1	1
Diploma of Vocational Education and Training			0	5	6	11	11
Course Not Stated	9	32	41			0	41
<b>Grand Total:</b>	<b>2462</b>	<b>6296</b>	<b>8758</b>	<b>79</b>	<b>171</b>	<b>250</b>	<b>9008</b>
<b>Stage 2 Total:</b>	<b>1442</b>	<b>4026</b>	<b>5468</b>	<b>79</b>	<b>170</b>	<b>249</b>	<b>5717</b>
<b>Stage 1 Total:</b>	<b>1020</b>	<b>2270</b>	<b>3290</b>	<b>0</b>	<b>1</b>	<b>1</b>	<b>3291</b>
<b>Total for Both Stages:</b>	<b>2462</b>	<b>6296</b>	<b>8758</b>	<b>79</b>	<b>171</b>	<b>250</b>	<b>9008</b>

## Applications PNG - 2017

Course	Funding Source						Total
	DFAT Subsidised		Total	Non-subsidised		Total	
	Female	Male		Female	Male		
Certificate III in Air-conditioning and Refrigeration	2	30	32			0	<b>32</b>
Certificate III in Allied Health Assistance / Certificate III in Health Services Assistance	7	2	9			0	<b>9</b>
Certificate III in Applied Fashion Design and Technology	9	0	9			0	<b>9</b>
Certificate III in Business	1	0	1			0	<b>1</b>
Certificate III in Carpentry	2	117	119			0	<b>119</b>
Certificate III in Catering Operations	2	0	2			0	<b>2</b>
Certificate III in Commercial Cookery	43	59	102			0	<b>102</b>
Certificate III in Community Services Work	20	13	33			0	<b>33</b>
Certificate III in Early Childhood Education and Care	36	9	45			0	<b>45</b>
Certificate III in Education Support	14	10	24			0	<b>24</b>
Certificate III in Electrotechnology Electrician	2	148	150			0	<b>150</b>
Certificate III in Engineering – Fabrication Trade	8	120	128			0	<b>128</b>
Certificate III in Engineering – Mechanical Trade (Diesel Fitting)	4	114	118			0	<b>118</b>
Certificate III in Engineering – Mechanical Trade (Fitting & Machining)	1	63	64			0	<b>64</b>
Certificate III in Hospitality	85	34	119			0	<b>119</b>
Certificate III in Individual Support	8	0	8			0	<b>8</b>
Certificate III in Light Vehicle Mechanical Technology	10	163	173			0	<b>173</b>
Certificate III in Painting and Decorating	4	3	7			0	<b>7</b>
Certificate III in Patisserie	2	5	7			0	<b>7</b>
Certificate III in Plumbing	2	52	54			0	<b>54</b>
Certificate III in Tourism	85	28	113			0	<b>113</b>
Certificate III in Wall and Floor Tiling	1	10	11			0	<b>11</b>
Certificate IV in Business	0	1	1	0	1	1	<b>2</b>
Certificate IV in Disability	1	1	2			0	<b>2</b>
Certificate IV in Community Development	12	16	28			0	<b>28</b>
Certificate IV in Leadership and Management	8	11	19	2	0	2	<b>21</b>
Certificate IV in Training and Assessment	4	19	23	1	3	4	<b>27</b>
Certificate IV in Youth Work	2	8	10			0	<b>10</b>
Diploma of Training Design and Development			0	1	0	1	<b>1</b>
<b>Grand Total:</b>	<b>375</b>	<b>1036</b>	<b>1411</b>	<b>4</b>	<b>4</b>	<b>8</b>	<b>1419</b>

### Cumulative Enrolments PNG - 2007 to Date

Course	Funding Source						Total
	DFAT Subsidised		Total	Non-subsidised		Total	
	Female	Male		Female	Male		
Certificate III in Air-conditioning and Refrigeration	1	42	43			0	43
Certificate III in Carpentry	2	279	281			0	281
Certificate III in Catering Operations	8	8	16			0	16
Certificate III in Commercial Cookery	81	176	257			0	257
Certificate III in Community Services Work	12	16	28			0	28
Certificate III in Disability	4	1	5			0	5
Certificate III in Early Childhood Education and Care	76	15	91			0	91
Certificate III in Electrotechnology Electrician	5	184	189	0	1	1	190
Certificate III in Engineering – Fabrication Trade	8	236	244	1	6	7	251
Certificate III in Engineering – Mechanical Trade (Diesel Fitting)	0	258	258	0	2	2	260
Certificate III in Engineering – Mechanical Trade (Fitting & Machining)	6	259	265	0	1	1	266
Certificate III in Hairdressing	11	5	16			0	16
Certificate III in Home and Community Care / Certificate III in Aged Care	5	1	6			0	6
Certificate III in Hospitality	269	123	392			0	392
Certificate III in Hospitality (Lodge)	4	2	6			0	6
Certificate III in Individual Support	1	0	1			0	1
Certificate III in Light Vehicle Mechanical Technology	9	249	258	0	2	2	260
Certificate III in Patisserie	8	9	17			0	17
Certificate III in Painting and Decorating	14	13	27			0	27
Certificate III in Pathways to Further Study			0	16	24	40	40
Certificate III in Plumbing	1	37	38	1	0	1	39
Certificate III in Tourism	82	46	128			0	128
Certificate III in Wall and Floor Tiling	7	5	12			0	12
Certificate IV in Business			0	13	6	19	19
Certificate IV in Disability	4	4	8			0	8
Certificate IV in Hospitality	41	49	90			0	90
Certificate IV in Leadership and Management	19	27	46	2	0	2	48
Certificate IV in Training and Assessment	17	29	46	21	63	84	130
Certificate IV in Youth Work	7	10	17			0	17
Diploma of Children's Services (Early Childhood Education and Care)	5	0	5			0	5
Diploma of Community Services Work	18	13	31			0	31
Diploma of Management			0	0	1	1	1
Diploma of Training Design and Development			0	1	0	1	1
Diploma of Vocational Education and Training			0	4	5	9	9
<b>Grand Total:</b>	<b>725</b>	<b>2096</b>	<b>2821</b>	<b>59</b>	<b>111</b>	<b>170</b>	<b>2991</b>
<b>Stage 2 Total:</b>	<b>497</b>	<b>1234</b>	<b>1731</b>	<b>59</b>	<b>110</b>	<b>169</b>	<b>1900</b>
<b>Stage 1 Total:</b>	<b>228</b>	<b>862</b>	<b>1090</b>	<b>0</b>	<b>1</b>	<b>1</b>	<b>1091</b>
<b>Total for Both Stages:</b>	<b>725</b>	<b>2096</b>	<b>2821</b>	<b>59</b>	<b>111</b>	<b>170</b>	<b>2991</b>



## Enrolments PNG - 2017

Course	Funding Source						Total
	DFAT Subsidised			Non-subsidised		Total	
	Female	Male	Total	Female	Male		
Certificate III in Air-conditioning and Refrigeration	0	10	10			0	10
Certificate III in Carpentry	0	24	24			0	24
Certificate III in Commercial Cookery	13	18	31			0	31
Certificate III in Community Services	6	8	14			0	14
Certificate III in Early Childhood Education and Care	8	4	12			0	12
Certificate III in Electrotechnology Electrician	1	39	40	0	1	1	41
Certificate III in Engineering - Fabrication Trade	3	25	28			0	28
Certificate III in Engineering – Mechanical Trade (Diesel Fitting)	0	23	23	0	2	2	25
Certificate III in Engineering – Mechanical Trade (Fitting & Machining)	1	28	29			0	29
Certificate III in Hospitality	30	6	36			0	36
Certificate III in Individual Support	1	0	1			0	1
Certificate III in Light Vehicle Mechanical Technology	4	18	22	0	2	2	24
Certificate III in Painting and Decorating	3	4	7			0	7
Certificate III in Plumbing	1	3	4	1	0	1	5
Certificate III in Tourism	12	5	17			0	17
Certificate III in Wall and Floor Tiling	0	1	1			0	1
Certificate IV in Disability	0	2	2			0	2
Certificate IV in Leadership and Management	14	17	31	2	0	2	33
Certificate IV in Training and Assessment	1	4	5	1	5	6	11
Certificate IV in Youth Work	1	0	1			0	1
<b>Grand Total:</b>	<b>99</b>	<b>239</b>	<b>338</b>	<b>4</b>	<b>10</b>	<b>14</b>	<b>352</b>

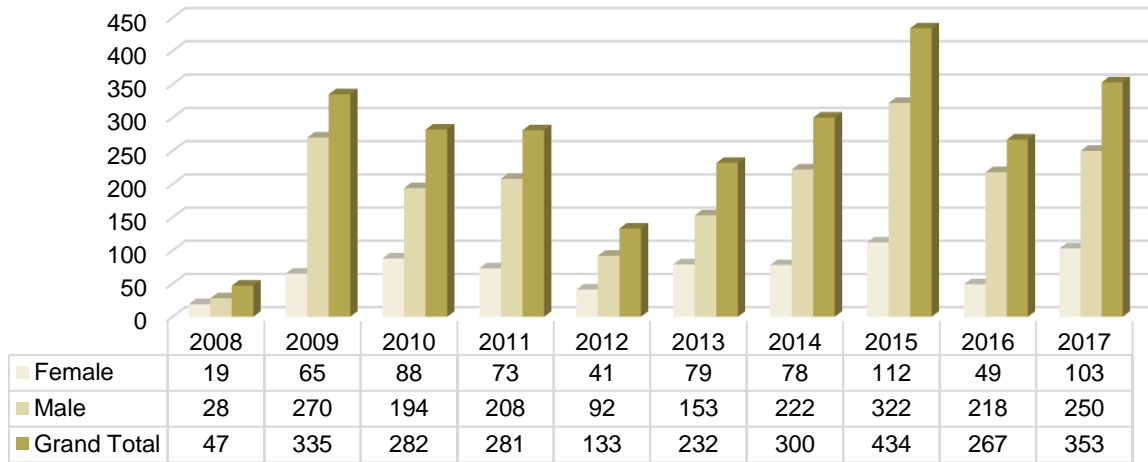
### Cumulative Graduates PNG - 2007 to Date

Course	Funding Source						Total
	DFAT Subsidised		Total	Non-subsidised		Total	
	Female	Male		Female	Male		
Certificate III in Air-conditioning and Refrigeration	0	27	27			0	27
Certificate III in Carpentry	2	257	259			0	259
Certificate III in Catering Operations	8	8	16			0	16
Certificate III in Commercial Cookery	77	174	251			0	251
Certificate III in Community Services Work	11	15	26			0	26
Certificate III in Disability	4	1	5			0	5
Certificate III in Early Childhood Education and Care	74	14	88			0	88
Certificate III in Electrotechnology Electrician	4	159	163	0	1	1	164
Certificate III in Engineering – Fabrication Trade	6	222	228	1	6	7	235
Certificate III in Engineering – Mechanical Trade (Diesel Fitting)	0	203	203	0	2	2	205
Certificate III in Engineering – Mechanical Trade (Fitting & Machining)	5	246	251	0	1	1	252
Certificate III in Hairdressing	11	5	16			0	16
Certificate III in Home and Community Care / Certificate III in Aged Care	5	1	6			0	6
Certificate III in Hospitality	246	109	355			0	355
Certificate III in Hospitality (Lodge)	4	2	6			0	6
Certificate III in Individual Support	1	0	1			0	1
Certificate III in Light Vehicle Mechanical Technology	8	213	221	0	2	2	223
Certificate III in Patisserie	8	8	16			0	16
Certificate III in Painting and Decorating	10	13	23			0	23
Certificate III in Pathways to Further Study			0	16	24	40	40
Certificate III in Plumbing	0	35	35			0	35
Certificate III in Tourism	81	45	126			0	126
Certificate III in Wall and Floor Tiling	5	5	10			0	10
Certificate IV in Business			0	3	0	3	3
Certificate IV in Disability	3	4	7			0	7
Certificate IV in Hospitality	39	47	86			0	86
Certificate IV in Leadership and Management	18	22	40	2	0	2	42
Certificate IV in Training and Assessment	16	26	42	12	37	49	91
Certificate IV in Youth Work	7	9	16			0	16
Diploma of Children's Services (Early Childhood Education and Care)	4	0	4			0	4
Diploma of Community Services Work	16	13	29			0	29
Diploma of Management			0	0	1	1	1
<b>Grand Total:</b>	<b>673</b>	<b>1883</b>	<b>2556</b>	<b>34</b>	<b>74</b>	<b>108</b>	<b>2664</b>
<b>Stage 2 Total:</b>	<b>453</b>	<b>1230</b>	<b>1683</b>	<b>34</b>	<b>73</b>	<b>107</b>	<b>1790</b>
<b>Stage 1 Total:</b>	<b>220</b>	<b>653</b>	<b>873</b>	<b>0</b>	<b>1</b>	<b>1</b>	<b>874</b>
<b>Total for Both Stages:</b>	<b>673</b>	<b>1883</b>	<b>2556</b>	<b>34</b>	<b>74</b>	<b>108</b>	<b>2664</b>

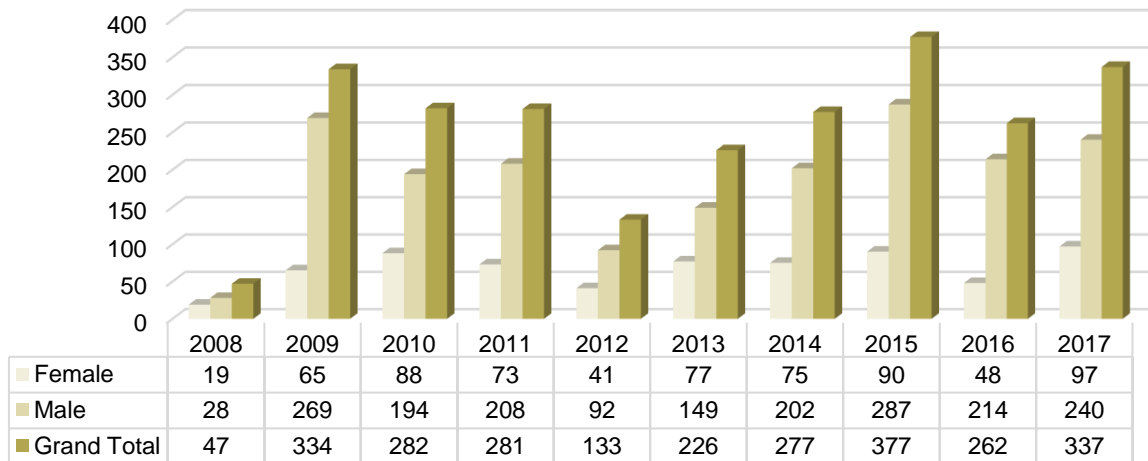
## Graduates PNG - 2017

Course	Funding Source						Total
	DFAT Subsidised			Non-subsidised			
	Female	Male	Total	Female	Male	Total	
Certificate III in Air-conditioning and Refrigeration	0	9	9			0	9
Certificate III in Carpentry	0	25	25			0	25
Certificate III in Catering Operations	8	8	16			0	16
Certificate III in Commercial Cookery	13	18	31			0	31
Certificate III in Community Services	6	8	14			0	14
Certificate III in Early Childhood Education and Care	8	4	12			0	12
Certificate III in Electrotechnology Electrician	0	31	31	0	1	1	32
Certificate III in Engineering - Fabrication Trade	1	24	25			0	25
Certificate III in Engineering - Mechanical Trade (Diesel Fitting)	0	22	22	0	2	2	24
Certificate III in Engineering - Mechanical Trade (Fitting and Machining)	0	27	27			0	27
Certificate III in Hospitality	25	5	30			0	30
Certificate III in Individual Support	1	0	1			0	1
Certificate III in Light Vehicle Mechanical Technology	3	18	21	0	2	2	23
Certificate III in Painting and Decorating	0	4	4			0	4
Certificate III in Plumbing	0	3	3			0	3
Certificate III in Tourism	11	5	16			0	16
Certificate III in Wall and Floor Tiling	0	1	1			0	1
Certificate IV in Business			0	3	0	3	3
Certificate IV in Disability	0	2	2			0	2
Certificate IV in Leadership and Management	18	22	40	2	0	2	42
Certificate IV in Training and Assessment	2	4	6	1	5	6	12
Certificate IV in Youth Work	1	0	1			0	1
<b>Grand Total:</b>	<b>97</b>	<b>240</b>	<b>337</b>	<b>6</b>	<b>10</b>	<b>16</b>	<b>353</b>

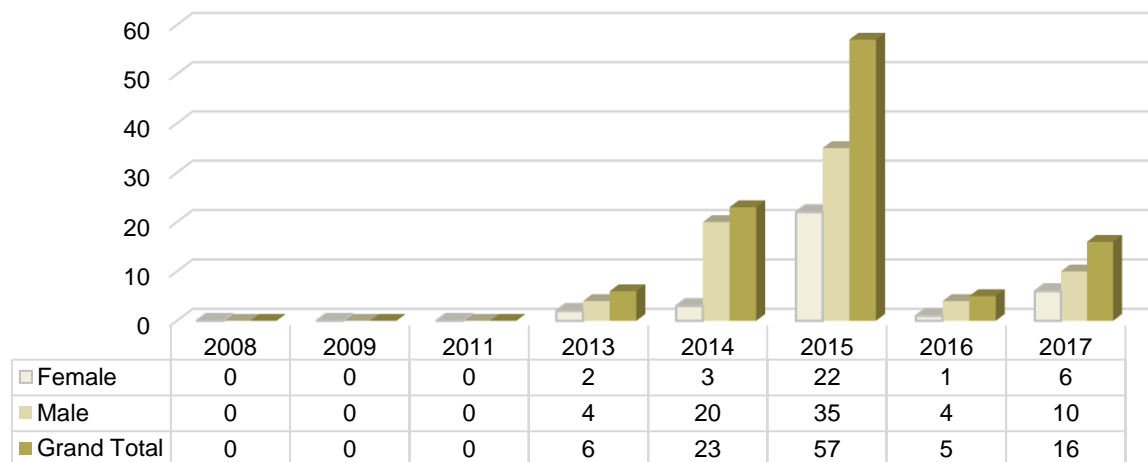
### PNG Graduates by Year and Gender



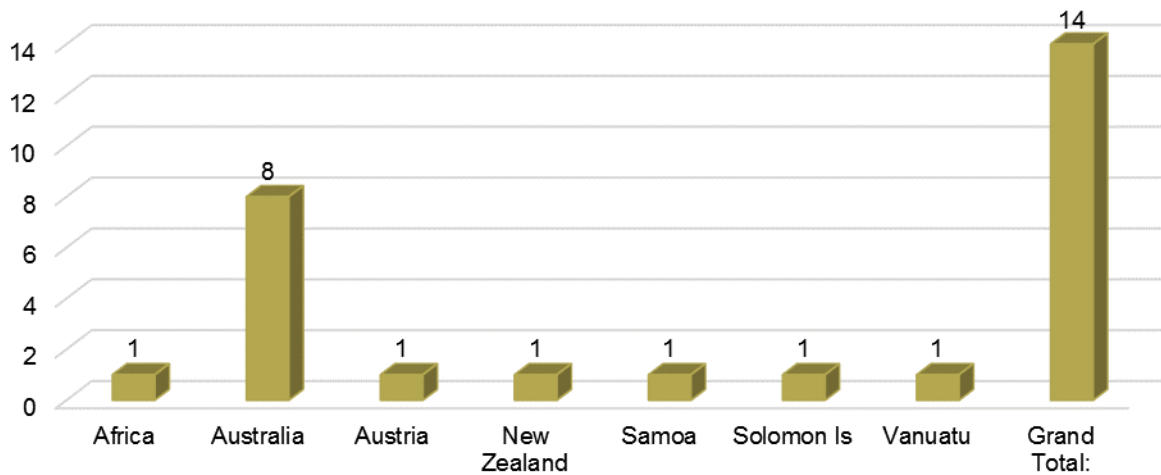
### DFAT Subsidised PNG Graduates by Year and Gender



### Non-DFAT Subsidised PNG Graduates by Year and Gender



### Migration Country - PNG Citizens

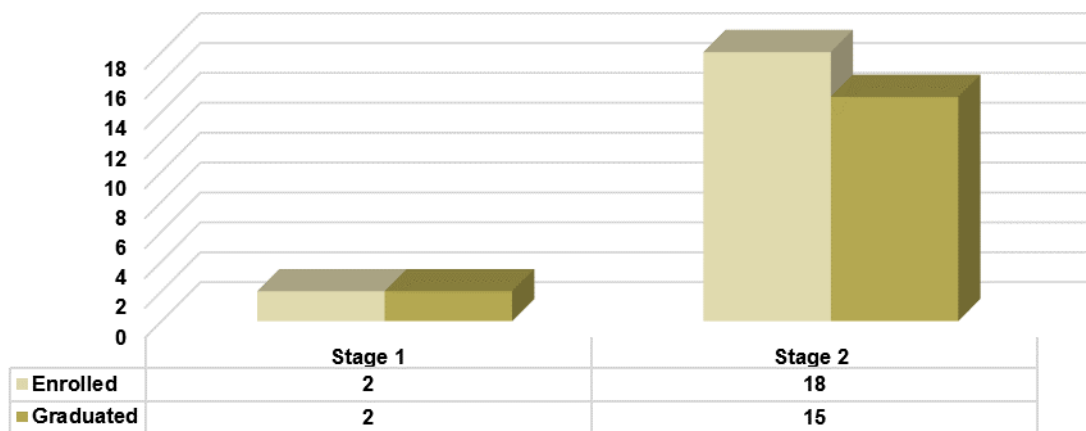


### Migrations 2007 to date - PNG Citizens by Course

APTC Course	Total
Certificate III in Air-conditioning and Refrigeration	1
Certificate III in Carpentry	1
Certificate III in Commercial Cookery	1
Certificate III in Early Childhood Education and Care	1
Certificate III in Electrotechnology Electrician	2
Certificate III in Engineering - Mechanical Trade (Diesel Fitting)	1
Certificate III in Engineering - Mechanical Trade (Fitting and Machining)	2
Certificate III in Light Vehicle Mechanical Technology	1
Certificate III in Tourism	3
Diploma of Community Services Work	1
<b>Grand Total:</b>	<b>14</b>

<b>Stage 2 Total:</b>	<b>4</b>
<b>Stage 1 Total:</b>	<b>10</b>
<b>Total for Both Stages:</b>	<b>14</b>

### PNG Special Needs Enrolments/Graduates by Stage



### Non-Completions PNG - 2007 to Date

Course	Funding Source				Total
	DFAT Subsidised		Non-subsidised		
	Female	Male	Female	Male	
Certificate III in Air-conditioning and Refrigeration	1	15			16
Certificate III in Carpentry	0	22			22
Certificate III in Commercial Cookery	4	2			6
Certificate III in Community Services Work	1	1			2
Certificate III in Early Childhood Education and Care	2	1			3
Certificate III in Electrotechnology Electrician	1	25			26
Certificate III in Engineering – Fabrication Trade	2	14			16
Certificate III in Engineering – Mechanical Trade (Diesel Fitting)	0	55			55
Certificate III in Engineering – Mechanical Trade (Fitting & Machining)	1	13			14
Certificate III in Hospitality	23	14			37
Certificate III in Light Vehicle Mechanical Technology	1	36			37
Certificate III in Patisserie	0	1			1
Certificate III in Painting and Decorating	4	0			4
Certificate III in Plumbing	1	2	1	0	4
Certificate III in Tourism	1	1			2
Certificate III in Wall and Floor Tiling	2	0			2
Certificate IV in Business			5	2	7
Certificate IV in Disability	1	0			1
Certificate IV in Hospitality	2	2			4
Certificate IV in Leadership and Management	1	3			4
Certificate IV in Training and Assessment	1	3	9	26	39
Certificate IV in Youth Work	0	1			1
Diploma of Children's Services (Early Childhood Education and Care)	1	0			1
Diploma of Community Services Work	2	0			2
Diploma of Vocational Education and Training			4	5	9
<b>Grand Total:</b>	<b>52</b>	<b>211</b>	<b>19</b>	<b>33</b>	<b>315</b>
<b>Stage 2 Total:</b>	<b>45</b>	<b>70</b>	<b>19</b>	<b>33</b>	<b>167</b>
<b>Stage 1 Total:</b>	<b>7</b>	<b>141</b>	<b>0</b>	<b>0</b>	<b>148</b>
<b>Total for Both Stages:</b>	<b>52</b>	<b>211</b>	<b>19</b>	<b>33</b>	<b>315</b>

### Cumulative Deferrals PNG - 2007 to Date

Course	Female	Male	Total
Certificate III in Allied Health Assistance / Certificate III in Health Services Assistance	0	1	1
Certificate III in Carpentry	0	4	4
Certificate III in Community Services Work	4	3	7
Certificate III in Disability	0	1	1
Certificate III in Early Childhood Education and Care	2	0	2
Certificate III in Electrotechnology Electrician	0	1	1
Certificate III in Engineering – Fabrication Trade	0	1	1
Certificate III in Engineering – Mechanical Trade (Diesel Fitting)	0	3	3
Certificate III in Hospitality	7	0	7
Certificate III in Light Vehicle Mechanical Technology	0	1	1
Certificate III in Tourism	2	0	2
Certificate IV in Disability	0	1	1
Certificate IV in Hospitality	0	1	1
Certificate IV in Training and Assessment	0	1	1
Diploma in Community Services Work	0	1	1
<b>Grand Total</b>	<b>15</b>	<b>19</b>	<b>34</b>
<b>Stage 2 Total</b>	<b>15</b>	<b>18</b>	<b>33</b>
<b>Stage 1 Total</b>	<b>0</b>	<b>1</b>	<b>1</b>
<b>Total for Both Stages</b>	<b>15</b>	<b>19</b>	<b>34</b>

Cumulative Applications Samoa - 2007 to Date							
Course	Funding Source						Total
	DFAT Subsidised		Total	Non-subsidised		Total	
	Female	Male		Female	Male		
Certificate III in Air-conditioning and Refrigeration	0	48	48			0	48
Certificate III in Allied Health Assistance / Certificate III in Health Services Assistance	69	44	113			0	113
Certificate III in Applied Fashion Design and Technology	3	0	3			0	3
Certificate III in Business Administration	1	0	1			0	1
Certificate III in Carpentry	7	174	181			0	181
Certificate III in Commercial Cookery	128	158	286			0	286
Certificate III in Community Services Work	19	6	25			0	25
Certificate III in Disability	80	21	101			0	101
Certificate III in Early Childhood Education and Care	166	22	188			0	188
Certificate III in Education Support	97	15	112			0	112
Certificate III in Electrotechnology Electrician	0	84	84			0	84
Certificate III in Engineering – Fabrication Trade	0	133	133			0	133
Certificate III in Engineering – Mechanical Trade (Diesel Fitting)	0	34	34			0	34
Certificate III in Engineering – Mechanical Trade (Fitting & Machining)	1	47	48			0	48
Certificate III in Hairdressing	27	7	34			0	34
Certificate III in Home and Community Care / Certificate III in Aged Care	8	1	9			0	9
Certificate III in Hospitality	249	127	376			0	376
Certificate III in Hospitality (Lodge)	47	31	78			0	78
Certificate III in Indigenous Housing Repairs	2	27	29				29
Certificate III in Individual Support	3	0	3			0	3
Certificate III in Light Vehicle Mechanical Technology	0	164	164			0	164
Certificate III in Nutrition and Dietetic Assistance	27	7	34			0	34
Certificate III in Painting and Decorating	7	13	20			0	20
Certificate III in Patisserie	11	18	29			0	29
Certificate III in Plumbing	2	99	101	0	1	1	102
Certificate III in Tourism	132	65	197			0	197
Certificate III in Wall and Floor Tiling	1	9	10			0	10
Certificate IV in Business			0	8	3	11	11
Certificate IV in Community Development	4	3	7			0	7
Certificate IV in Disability	25	8	33			0	33
Certificate IV in Hospitality	26	20	46			0	46
Certificate IV in Leadership and Management	32	15	47	2	1	3	50
Certificate IV in Training and Assessment	49	59	108	55	56	111	219
Certificate IV in Youth Work	44	48	92			0	92
Diploma in Community Services Work	16	14	30			0	30
Diploma of Management	13	4	17	7	3	10	27
Diploma of Training Design and Development			0	2	0	2	2
Diploma of Vocational Education and Training			0	7	2	9	9
Course Not Stated	4	5	9			0	9
<b>Grand Total:</b>	<b>1300</b>	<b>1530</b>	<b>2830</b>	<b>81</b>	<b>66</b>	<b>147</b>	<b>2977</b>
<b>Stage 2 Total:</b>	<b>944</b>	<b>885</b>	<b>1829</b>	<b>81</b>	<b>66</b>	<b>147</b>	<b>1976</b>
<b>Stage 1 Total:</b>	<b>356</b>	<b>645</b>	<b>1001</b>	<b>0</b>	<b>0</b>	<b>0</b>	<b>1001</b>
<b>Total for Both Stages</b>	<b>1300</b>	<b>1530</b>	<b>2830</b>	<b>81</b>	<b>66</b>	<b>147</b>	<b>2977</b>



## Applications Samoa - 2017

Course	Funding Source						Total
	DFAT Subsidised		Total	Non-subsidised		Total	
	Female	Male		Female	Male		
Certificate III in Air-conditioning and Refrigeration	0	3	3			0	<b>3</b>
Certificate III in Applied Fashion Design and Technology	3	0	3			0	<b>3</b>
Certificate III in Business Administration	1	0	1			0	<b>1</b>
Certificate III in Carpentry	0	11	11			0	<b>11</b>
Certificate III in Commercial Cookery	1	3	4			0	<b>4</b>
Certificate III in Community Services Work	1	0	1			0	<b>1</b>
Certificate III in Early Childhood Education and Care	7	0	7			0	<b>7</b>
Certificate III in Education Support	60	10	70			0	<b>70</b>
Certificate III in Electrotechnology Electrician	0	2	2			0	<b>2</b>
Certificate III in Engineering – Fabrication Trade	0	12	12			0	<b>12</b>
Certificate III in Engineering – Mechanical Trade (Diesel Fitting)	0	3	3			0	<b>3</b>
Certificate III in Engineering – Mechanical Trade (Fitting & Machining)	0	1	1			0	<b>1</b>
Certificate III in Hospitality	7	2	9			0	<b>9</b>
Certificate III in Light Vehicle Mechanical Technology	0	18	18			0	<b>18</b>
Certificate III in Patisserie	1	2	3			0	<b>3</b>
Certificate III in Plumbing	0	10	10			0	<b>10</b>
Certificate III in Tourism	10	1	11			0	<b>11</b>
Certificate III in Wall and Floor Tiling	0	1	1			0	<b>1</b>
Certificate IV in Business			0	1	0	1	<b>1</b>
Certificate IV in Community Development	1	0	1			0	<b>1</b>
Certificate IV in Disability	1	0	1			0	<b>1</b>
Certificate IV in Leadership and Management	18	11	29	1	1	2	<b>31</b>
Certificate IV in Training and Assessment	9	17	26	2	1	3	<b>29</b>
Diploma of Training Design and Development			0	2	0	2	<b>2</b>
Certificate IV in Youth Work	1	0	1			0	<b>1</b>
<b>Grand Total:</b>	<b>121</b>	<b>107</b>	<b>228</b>	<b>6</b>	<b>2</b>	<b>8</b>	<b>236</b>

### Cumulative Enrolments Samoa - 2007 to Date

Course	Funding Source						Total
	DFAT Subsidised		Total	Non-subsidised		Total	
	Female	Male		Female	Male		
Certificate III in Air-conditioning and Refrigeration	0	24	24			0	24
Certificate III in Allied Health Assistance / Certificate III in Health Services Assistance	47	21	68			0	68
Certificate III in Carpentry	7	95	102	0	1	1	103
Certificate III in Commercial Cookery	76	103	179			0	179
Certificate III in Community Services Work	4	2	6			0	6
Certificate III in Disability	57	17	74			0	74
Certificate III in Early Childhood Education and Care	98	8	106			0	106
Certificate III in Education Support	36	5	41			0	41
Certificate III in Electrotechnology Electrician	0	39	39			0	39
Certificate III in Engineering – Fabrication Trade	0	90	90			0	90
Certificate III in Engineering – Mechanical Trade (Diesel Fitting)	0	18	18			0	18
Certificate III in Engineering – Mechanical Trade (Fitting & Machining)	0	32	32			0	32
Certificate III in Hairdressing	21	6	27			0	27
Certificate III in Home and Community Care / Certificate III in Aged Care	5	0	5			0	5
Certificate III in Hospitality	173	106	279			0	279
Certificate III in Hospitality (Lodge)	9	9	18			0	18
Certificate III in Individual Support	2	0	2			0	2
Certificate III in Light Vehicle Mechanical Technology	0	82	82	0	1	1	83
Certificate III in Nutrition and Dietetic Assistance	17	3	20			0	20
Certificate III in Painting and Decorating	1	7	8			0	8
Certificate III in Patisserie	4	1	5			0	5
Certificate III in Plumbing	0	50	50	0	3	3	53
Certificate III in Tourism	55	39	94			0	94
Certificate III in Wall and Floor Tiling	0	4	4			0	4
Certificate IV in Business	1	0	1	10	4	14	15
Certificate IV in Community Development	0	1	1			0	1
Certificate IV in Disability	17	4	21			0	21
Certificate IV in Hospitality	12	9	21			0	21
Certificate IV in Leadership and Management	21	9	30	3	4	7	37
Certificate IV in Training and Assessment	27	44	71	49	54	103	174
Certificate IV in Youth Work	21	20	41			0	41
Diploma of Community Services Work	5	5	10			0	10
Diploma of Management	11	4	15	7	3	10	25
Diploma of Training Design and Development			0	2	0	2	2
Diploma of Vocational Education and Training	1	0	1	8	3	11	12
<b>Grand Total:</b>	<b>728</b>	<b>857</b>	<b>1585</b>	<b>79</b>	<b>73</b>	<b>152</b>	<b>1737</b>
<b>Stage 2 Total:</b>	<b>555</b>	<b>510</b>	<b>1065</b>	<b>79</b>	<b>72</b>	<b>151</b>	<b>1216</b>
<b>Stage 1 Total:</b>	<b>173</b>	<b>347</b>	<b>520</b>	<b>0</b>	<b>1</b>	<b>1</b>	<b>521</b>
<b>Total for Both Stages:</b>	<b>728</b>	<b>857</b>	<b>1585</b>	<b>79</b>	<b>73</b>	<b>152</b>	<b>1737</b>

## Enrolments Samoa - 2017 to date

Course	Funding Source						Total
	DFAT Subsidised		Total	Non-subsidised		Total	
	Female	Male		Female	Male		
Certificate III in Carpentry	1	8	9	0	1	1	10
Certificate III in Commercial Cookery	9	16	25			0	25
Certificate III in Community Services	1	0	1			0	1
Certificate III in Early Childhood Education and Care	9	1	10			0	10
Certificate III in Education Support	36	5	41			0	41
Certificate III in Electrotechnology Electrician	0	4	4			0	4
Certificate III in Engineering - Fabrication Trade	0	5	5			0	5
Certificate III in Engineering - Mechanical Trade (Fitting and Machining)	0	3	3			0	3
Certificate III in Hospitality	15	4	19			0	19
Certificate III in Light Vehicle Mechanical Technology	0	8	8	0	1	1	9
Certificate III in Patisserie	1	0	1			0	1
Certificate III in Plumbing	0	12	12	0	3	3	15
Certificate III in Tourism	1	2	3			0	3
Certificate IV in Disability	1	1	2			0	2
Certificate IV in Leadership and Management	21	9	30	3	4	7	37
Certificate IV in Training and Assessment	6	14	20	1	3	4	24
Certificate IV in Youth Work	5	2	7			0	7
<b>Grand Total:</b>	<b>106</b>	<b>94</b>	<b>200</b>	<b>4</b>	<b>12</b>	<b>16</b>	<b>216</b>

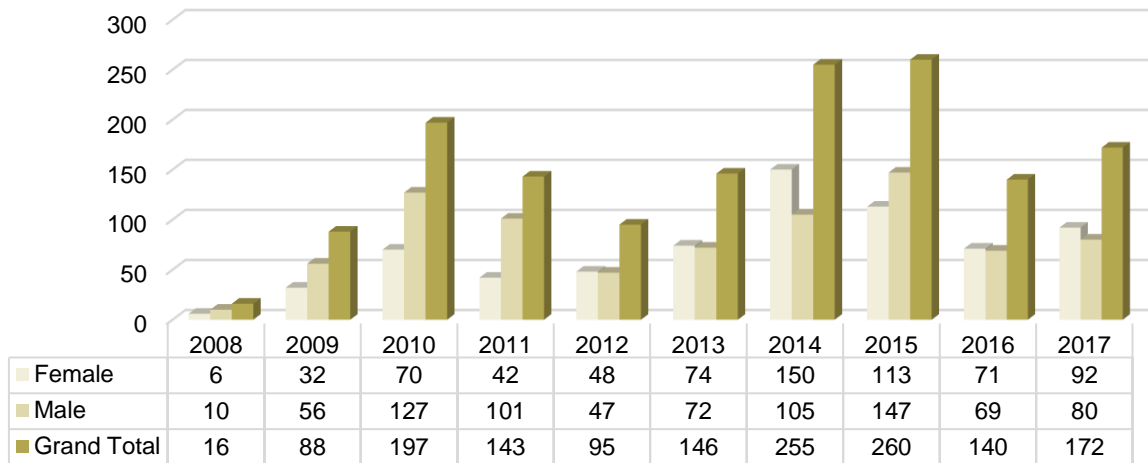
### Cumulative Graduates Samoa - 2007 to Date

Course	Funding Source						Total
	DFAT Subsidised		Total	Non-subsidised		Total	
	Female	Male		Female	Male		
Certificate III in and Air-conditioning and Refrigeration	0	20	20			0	20
Certificate III in Allied Health Assistance/Certificate III in Health Services Assistance	43	20	63			0	63
Certificate III in Carpentry	7	89	96	0	1	1	97
Certificate III in Commercial Cookery	70	96	166			0	166
Certificate III in Community Services Work	4	2	6			0	6
Certificate III in Disability	52	16	68			0	68
Certificate III in Early Childhood Education and Care	93	7	100			0	100
Certificate III in Education Support	34	5	39			0	39
Certificate III in Electrotechnology Electrician	0	35	35			0	35
Certificate III in Engineering – Fabrication Trade	0	87	87			0	87
Certificate III in Engineering – Mechanical Trade (Diesel Fitting)	0	18	18			0	18
Certificate III in Engineering – Mechanical Trade (Fitting & Machining)	0	19	19			0	19
Certificate III in Hairdressing	18	6	24			0	24
Certificate III in Home and Community Care / Certificate III in Aged Care	4	0	4			0	4
Certificate III in Hospitality	144	87	231			0	231
Certificate III in Hospitality (Lodge)	8	9	17			0	17
Certificate III in Individual Support	2	0	2			0	2
Certificate III in Light Vehicle Mechanical Technology	0	78	78	0	1	1	79
Certificate III in Nutrition and Dietetic Assistance	15	3	18			0	18
Certificate III in Painting and Decorating	1	7	8			0	8
Certificate III in Patisserie	4	1	5			0	5
Certificate III in Plumbing	0	47	47	0	3	3	50
Certificate III in Tourism	52	38	90			0	90
Certificate III in Wall and Floor Tiling	0	3	3			0	3
Certificate IV in Business			0	3	0	3	3
Certificate IV in Community Development	0	1	1			0	1
Certificate IV in Disability	17	3	20			0	20
Certificate IV in Hospitality	8	8	16			0	16
Certificate IV in Leadership and Management	8	5	13	3	1	4	17
Certificate IV in Training and Assessment	20	29	49	44	41	85	134
Certificate IV in Youth Work	21	18	39			0	39
Diploma of Community Services Work	5	4	9			0	9
Diploma of Management	10	3	13	6	3	9	22
Diploma of Training Design and Development			0	1	0	1	1
Diploma of Vocational Education and Training			0	1	0	1	1
<b>Grand Total:</b>	<b>640</b>	<b>764</b>	<b>1404</b>	<b>58</b>	<b>50</b>	<b>108</b>	<b>1512</b>
<b>Stage 2 Total:</b>	<b>499</b>	<b>489</b>	<b>988</b>	<b>58</b>	<b>49</b>	<b>107</b>	<b>1095</b>
<b>Stage 1 Total:</b>	<b>141</b>	<b>275</b>	<b>416</b>	<b>0</b>	<b>1</b>	<b>1</b>	<b>417</b>
<b>Total for Both Stages:</b>	<b>640</b>	<b>764</b>	<b>1404</b>	<b>58</b>	<b>50</b>	<b>108</b>	<b>1512</b>

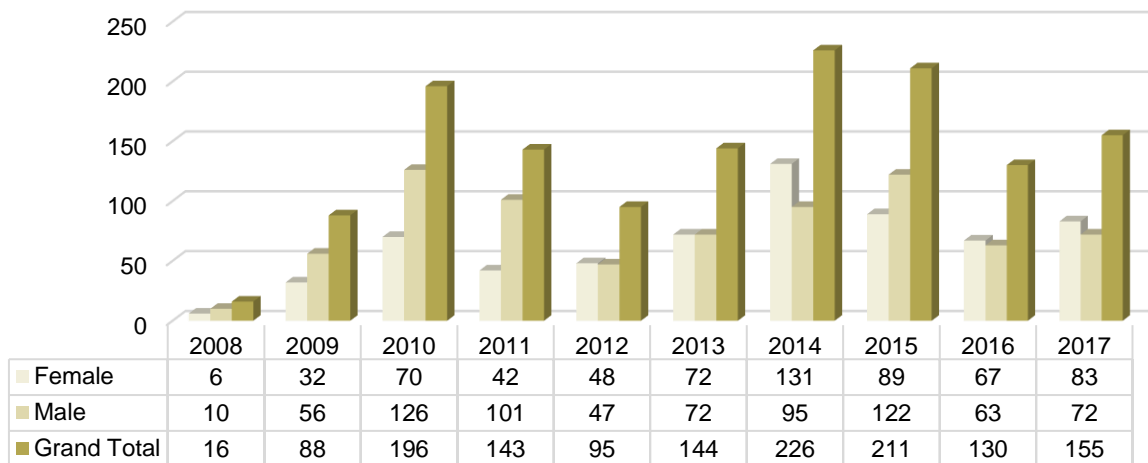
## Graduates Samoa - 2017

Course	Funding Source						Total
	DFAT Subsidised			Non-subsidised			
	Female	Male	Total	Female	Male	Total	
Certificate III in Carpentry	1	9	10	0	1	1	11
Certificate III in Commercial Cookery	6	14	20			0	20
Certificate III in Community Services	1	0	1			0	1
Certificate III in Early Childhood Education and Care	9	0	9			0	9
Certificate III in Education Support	34	5	39			0	39
Certificate III in Electrotechnology Electrician	0	3	3			0	3
Certificate III in Engineering - Fabrication Trade	0	5	5			0	5
Certificate III in Engineering - Mechanical Trade (Fitting and Machining)	0	3	3			0	3
Certificate III in Hospitality	15	4	19			0	19
Certificate III in Light Vehicle Mechanical Technology	0	8	8	0	1	1	9
Certificate III in Patisserie	1	0	1			0	1
Certificate III in Plumbing	0	12	12	0	3	3	15
Certificate III in Tourism	1	2	3			0	3
Certificate IV in Business			0	3	0	3	3
Certificate IV in Disability	1	1	2			0	2
Certificate IV in Leadership and Management	8	5	13	3	1	4	17
Certificate IV in Training and Assessment			0	1	2	3	3
Diploma of Training Design and Development			0	1	0	1	1
Diploma of Vocational Education and Training			0	1	0	1	1
Certificate IV in Youth Work	6	1	7			0	7
<b>Grand Total:</b>	<b>83</b>	<b>72</b>	<b>155</b>	<b>9</b>	<b>8</b>	<b>17</b>	<b>172</b>

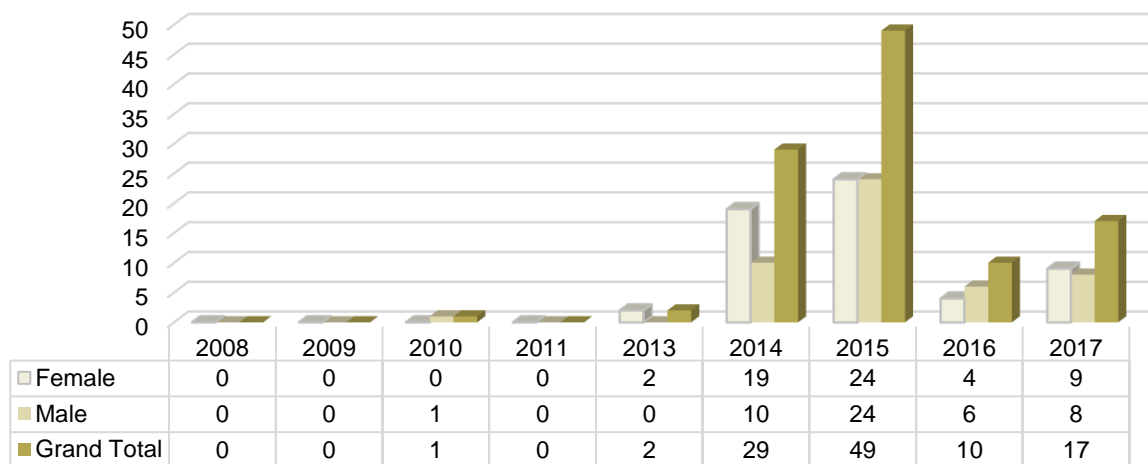
### Samoa Graduates by Year and Gender



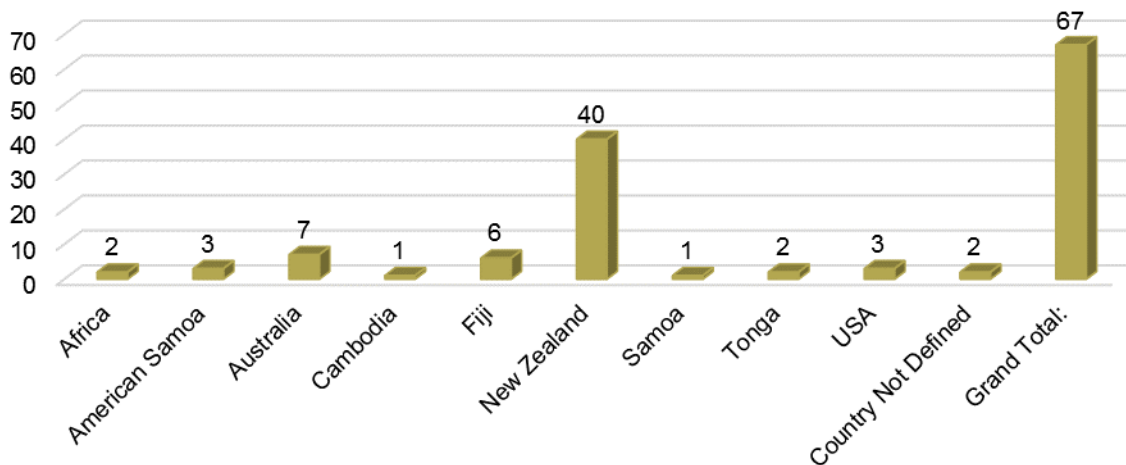
### DFAT Subsidised Samoa Graduates by Year and Gender



### Non-DFAT Subsidised Samoa Graduates by Year and Gender



### Migration Country - Samoa Citizens

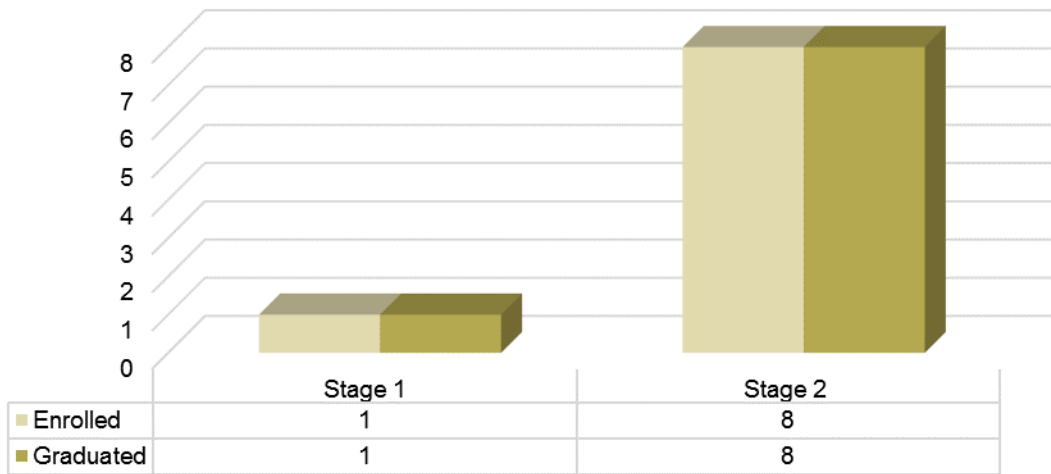


### Migrations 2007 to date - Samoa Citizens by Course

APTC Course	Total
Certificate III in Allied Health Assistance/Certificate III in Health Services Assistance	1
Certificate III in Carpentry	17
Certificate III in Commercial Cookery	6
Certificate III in Disability	4
Certificate III in Electrotechnology Electrician	2
Certificate III in Engineering - Fabrication Trade	5
Certificate III in Hairdressing	2
Certificate III in Home and Community Care/ Certificate III in Aged Care	3
Certificate III in Hospitality	10
Certificate III in Light Vehicle Mechanical Technology	3
Certificate III in Tourism	7
Certificate IV in Disability	1
Certificate IV in Hospitality	2
Certificate IV in Training and Assessment	4
Certificate IV in Youth Work	1
Diploma of Community Services Work	1
Diploma of Management	1
<b>Grand Total:</b>	<b>70</b>
<b>Stage 2 Total:</b>	<b>50</b>
<b>Stage 1 Total:</b>	<b>20</b>
<b>Total for Both Stages:</b>	<b>70</b>



Samoa Special Needs Enrolments/Graduates by Stage



### Non-Completions Samoa - 2007 to Date

Course	Funding Source				Total
	DFAT Subsidised		Non-subsidised		
	Female	Male	Female	Male	
Certificate III in Air-conditioning and Refrigeration	0	4			4
Certificate III in Allied Health Assistance/Certificate III in Health Services Assistance	4	1			5
Certificate III in Carpentry	0	6			6
Certificate III in Commercial Cookery	6	7			13
Certificate III in Disability	5	1			6
Certificate III in Early Childhood Education and Care	5	1			6
Certificate III in Education Support	2	0			2
Certificate III in Electrotechnology Electrician	0	4			4
Certificate III in Engineering – Fabrication Trade	0	3			3
Certificate III in Engineering – Mechanical Trade (Fitting & Machining)	0	13			13
Certificate III in Hairdressing	3	0			3
Certificate III in Home and Community Care/Certificate III in Aged Care	1	0			1
Certificate III in Hospitality	29	19			48
Certificate III in Hospitality (Lodge)	1	0			1
Certificate III in Light Vehicle Mechanical Technology	0	4			4
Certificate III in Nutrition and Dietetic Assistance	2	0			2
Certificate III in Plumbing	0	3			3
Certificate III in Tourism	3	1			4
Certificate III in Wall and Floor Tiling	0	1			1
Certificate IV in Business	1	0	3	1	5
Certificate IV in Disability	0	1			1
Certificate IV in Hospitality	4	1			5
Certificate IV in Leadership and Management	3	1	0	1	5
Certificate IV in Training and Assessment	1	1	5	12	19
Certificate IV in Youth Work	0	2			2
Diploma of Community Services Work	0	1			1
Diploma of Management	1	1	1	0	3
Diploma of Vocational Education and Training	1	0	7	3	11
<b>Grand Total:</b>	<b>72</b>	<b>76</b>	<b>16</b>	<b>17</b>	<b>181</b>
<b>Stage 2 Total:</b>	<b>43</b>	<b>39</b>	<b>16</b>	<b>17</b>	<b>115</b>
<b>Stage 1 Total:</b>	<b>29</b>	<b>37</b>	<b>0</b>	<b>0</b>	<b>66</b>
<b>Total for Both Stages:</b>	<b>72</b>	<b>76</b>	<b>16</b>	<b>17</b>	<b>181</b>

### Cumulative Deferrals Samoa - 2007 to Date

Course	Female	Male	Total
Certificate III in Allied Health Assistance / Certificate III in Health Services Assistance	2	0	2
Certificate III in Carpentry	0	1	1
Certificate III in Community Services Work	2	0	2
Certificate III in Disability	1	0	1
Certificate III in Early Childhood Education and Care	4	0	4
Certificate III in Light Vehicle Mechanical Technology	0	1	1
Certificate III in Plumbing	0	1	1
Certificate IV in Community Development	1	0	1
Certificate IV in Leadership and Management	2	1	3
Certificate IV in Youth Work	0	1	1
<b>Grand Total:</b>	<b>12</b>	<b>5</b>	<b>17</b>
<b>Stage 2 Total:</b>	<b>12</b>	<b>4</b>	<b>16</b>
<b>Stage 1 Total:</b>	<b>0</b>	<b>1</b>	<b>1</b>
<b>Total for Both Stages:</b>	<b>12</b>	<b>5</b>	<b>17</b>

## Cumulative Applications Solomon Islands - 2007 to Date

Course	Funding Source						Total
	DFAT Subsidised		Total	Non-subsidised		Total	
	Female	Male		Female	Male		
Certificate III in Air-conditioning and Refrigeration	1	59	60			0	60
Certificate III in Allied Health Assistance / Certificate III in Health Services Assistance	9	8	17			0	17
Certificate III in Applied Fashion Design and Technology	11	0	11			0	11
Certificate III in Carpentry	1	536	537	0	2	2	539
Certificate III in Catering Operations	1	1	2			0	2
Certificate III in Commercial Cookery	160	91	251			0	251
Certificate III in Community Services Work	73	105	178			0	178
Certificate III in Disability	9	8	17			0	17
Certificate III in Early Childhood Education and Care	572	67	639			0	639
Certificate III in Education Support	0	1	1			0	1
Certificate III in Electrotechnology Electrician	10	291	301	1	1	2	303
Certificate III in Engineering – Fabrication Trade	0	45	45			0	45
Certificate III in Engineering – Mechanical Trade (Diesel Fitting)	0	185	185	0	1	1	186
Certificate III in Engineering – Mechanical Trade (Fitting & Machining)	1	24	25			0	25
Certificate III in Formwork/Falsework	1	18	19	0	1	1	20
Certificate III in Hairdressing	24	2	26			0	26
Certificate III in Home and Community Care / Certificate III in Aged Care	25	9	34			0	34
Certificate III in Hospitality	289	110	399	0	1	1	400
Certificate III in Hospitality (Catering Operations)	4	4	8			0	8
Certificate III in Hospitality (Lodge)	6	3	9			0	9
Certificate III in Individual Support	13	5	18			0	18
Certificate III in Light Vehicle Mechanical Technology	3	223	226			0	226
Certificate III in Nutrition and Dietetic Assistance	3	1	4			0	4
Certificate III in Painting and Decorating	31	48	79			0	79
Certificate III in Patisserie	33	8	41			0	41
Certificate III in Plumbing	5	80	85			0	85
Certificate III in Tourism	166	149	315			0	315
Certificate III in Wall and Floor Tiling	1	28	29			0	29
Certificate IV in Business			0	7	0	7	7
Certificate IV in Community Development	23	37	60			0	60
Certificate IV in Disability	3	1	4			0	4
Certificate IV in Hospitality	83	38	121			0	121
Certificate IV in Leadership and Management	87	44	131	26	24	50	181
Certificate IV in New Small Business	1	34	35			0	35
Certificate IV in Training and Assessment	9	28	37	33	71	104	141
Certificate IV in Youth Work	29	76	105			0	105
Diploma of Children's Services (Early Childhood Education and Care)	65	6	71			0	71
Diploma of Community Services Work	75	96	171			0	171
Diploma of Counselling	1	0	1			0	1
Diploma of Management	1	0	1			0	1
Course Not Stated	10	10	20			0	20
<b>Grand Total:</b>	<b>1839</b>	<b>2479</b>	<b>4318</b>	<b>67</b>	<b>101</b>	<b>168</b>	<b>4486</b>
<b>Stage 2 Total:</b>	<b>1079</b>	<b>1622</b>	<b>2701</b>	<b>67</b>	<b>101</b>	<b>168</b>	<b>2869</b>
<b>Stage 1 Total:</b>	<b>760</b>	<b>857</b>	<b>1617</b>	<b>0</b>	<b>0</b>	<b>0</b>	<b>1617</b>
<b>Total for Both Stages:</b>	<b>1839</b>	<b>2479</b>	<b>4318</b>	<b>67</b>	<b>101</b>	<b>168</b>	<b>4486</b>

### Applications Solomon Islands - 2017 to date

Course	Funding Source						Total
	DFAT Subsidised		Total	Non-subsidised		Total	
	Female	Male		Female	Male		
Certificate III in Air-conditioning and Refrigeration	0	6	6			0	<b>6</b>
Certificate III in Applied Fashion Design and Technology	11	0	11			0	<b>11</b>
Certificate III in Carpentry	0	36	36			0	<b>36</b>
Certificate III in Commercial Cookery	11	3	14			0	<b>14</b>
Certificate III in Community Services Work	2	8	10			0	<b>10</b>
Certificate III in Early Childhood Education and Care	22	4	26			0	<b>26</b>
Certificate III in Education Support	0	1	1			0	<b>1</b>
Certificate III in Electrotechnology Electrician	1	22	23			0	<b>23</b>
Certificate III in Engineering – Fabrication Trade	0	1	1			0	<b>1</b>
Certificate III in Engineering – Mechanical Trade (Diesel Fitting)	0	11	11			0	<b>11</b>
Certificate III in Hospitality	21	4	25			0	<b>25</b>
Certificate III in Individual Support	1	3	4			0	<b>4</b>
Certificate III in Light Vehicle Mechanical Technology	0	14	14			0	<b>14</b>
Certificate III in Painting and Decorating	1	4	5			0	<b>5</b>
Certificate III in Patisserie	1	1	2			0	<b>2</b>
Certificate III in Plumbing	0	10	10			0	<b>10</b>
Certificate III in Tourism	10	1	11			0	<b>11</b>
Certificate III in Wall and Floor Tiling	0	1	1			0	<b>1</b>
Certificate IV in Business			0	2	0	2	<b>2</b>
Certificate IV in Community Development	4	4	8			0	<b>8</b>
Certificate IV in Leadership and Management	76	26	102			0	<b>102</b>
Certificate IV in New Small Business	1	34	35			0	<b>35</b>
Certificate IV in Training and Assessment	2	2	4	1	1	2	<b>6</b>
Certificate IV in Youth Work	2	9	11			0	<b>11</b>
Diploma of Counselling	1	0	1			0	<b>1</b>
<b>Grand Total:</b>	<b>167</b>	<b>205</b>	<b>372</b>	<b>3</b>	<b>1</b>	<b>4</b>	<b>376</b>

### Cumulative Enrolments Solomon Islands - 2007 to Date

Course	Funding Source						Total
	DFAT Subsidised		Total	Non-subsidised		Total	
	Female	Male		Female	Male		
Certificate III in Air-conditioning and Refrigeration	0	19	19			0	19
Certificate III in Allied Health Assistance / Certificate III in Health Services Assistance	0	1	1			0	1
Certificate III in Carpentry	0	141	141	0	3	3	144
Certificate III in Commercial Cookery	29	32	61			0	61
Certificate III in Community Services Work	29	27	56			0	56
Certificate III in Disability	4	1	5			0	5
Certificate III in Early Childhood Education and Care	169	23	192			0	192
Certificate III in Electrotechnology Electrician	5	78	83	1	1	2	85
Certificate III in Engineering – Fabrication Trade	0	15	15			0	15
Certificate III in Engineering – Mechanical Trade (Diesel Fitting)	0	66	66	0	1	1	67
Certificate III in Engineering – Mechanical Trade (Fitting & Machining)	0	3	3			0	3
Certificate III in Formwork/Falsework	1	36	37	0	1	1	38
Certificate III in Hairdressing	12	1	13			0	13
Certificate III in Home and Community Care / Certificate III in Aged Care	7	4	11			0	11
Certificate III in Hospitality	130	44	174	0	1	1	175
Certificate III in Hospitality (Lodge)	2	1	3			0	3
Certificate III in Individual Support	2	1	3			0	3
Certificate III in Light Vehicle Mechanical Technology	0	75	75	0	2	2	77
Certificate III in Painting and Decorating	9	27	36			0	36
Certificate III in Patisserie	14	0	14			0	14
Certificate III in Plumbing	2	27	29			0	29
Certificate III in Tourism	32	29	61			0	61
Certificate III in Wall and Floor Tiling	1	16	17			0	17
Certificate IV in Business			0	6	0	6	6
Certificate IV in Community Development	6	0	6			0	6
Certificate IV in Hospitality	28	17	45			0	45
Certificate IV in Leadership and Management	81	42	123	25	24	49	172
Certificate IV in Training and Assessment	4	17	21	38	72	110	131
Certificate IV in Youth Work	8	23	31			0	31
Diploma of Children's Services (Early Childhood Education and Care)	7	1	8			0	8
Diploma of Community Services Work	5	8	13			0	13
<b>Grand Total:</b>	<b>587</b>	<b>775</b>	<b>1362</b>	<b>70</b>	<b>105</b>	<b>175</b>	<b>1537</b>
<b>Stage 2 Total:</b>	<b>453</b>	<b>612</b>	<b>1065</b>	<b>70</b>	<b>105</b>	<b>175</b>	<b>1240</b>
<b>Stage 1 Total:</b>	<b>134</b>	<b>163</b>	<b>297</b>	<b>0</b>	<b>0</b>	<b>0</b>	<b>297</b>
<b>Total for Both Stages:</b>	<b>587</b>	<b>775</b>	<b>1362</b>	<b>70</b>	<b>105</b>	<b>175</b>	<b>1537</b>

## Enrolments Solomon Islands - 2017 to date

Course	Funding Source						Total
	DFAT Subsidised			Non-subsidised		Total	
	Female	Male	Total	Female	Male		
Certificate III in Air-conditioning and Refrigeration	0	3	3			0	3
Certificate III in Carpentry	0	32	32	0	3	3	35
Certificate III in Commercial Cookery	5	5	10			0	10
Certificate III in Community Services	9	13	22			0	22
Certificate III in Early Childhood Education and Care	7	5	12			0	12
Certificate III in Electrotechnology Electrician	0	18	18			0	18
Certificate III in Engineering - Fabrication Trade	0	2	2			0	2
Certificate III in Engineering - Mechanical Trade (Diesel Fitting)	0	9	9			0	9
Certificate III in Engineering - Mechanical Trade (Fitting and Machining)	0	1	1			0	1
Certificate III in Hospitality	23	5	28	0	1	1	29
Certificate III in Individual Support	1	1	2			0	2
Certificate III in Light Vehicle Mechanical Technology	0	2	2	0	2	2	4
Certificate III in Painting and Decorating	0	7	7			0	7
Certificate III in Patisserie	2	0	2			0	2
Certificate III in Plumbing	1	2	3			0	3
Certificate III in Tourism	4	5	9			0	9
Certificate III in Wall and Floor Tiling	0	6	6			0	6
Certificate IV in Community Development	4	0	4			0	4
Certificate IV in Leadership and Management	79	42	121			0	121
Certificate IV in Training and Assessment	3	15	18	1	6	7	25
<b>Grand Total:</b>	<b>138</b>	<b>173</b>	<b>311</b>	<b>1</b>	<b>12</b>	<b>13</b>	<b>324</b>

## Cumulative Graduates Solomon Islands - 2007 to Date

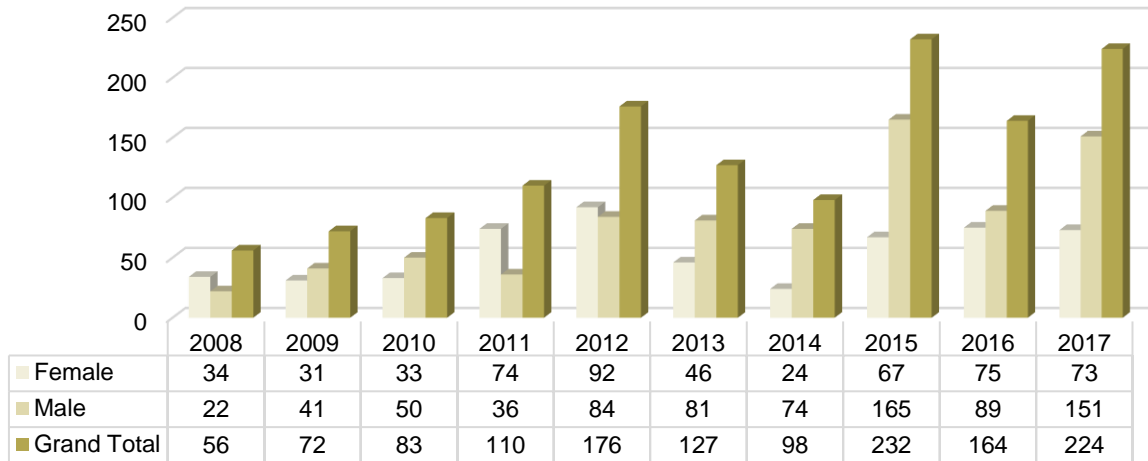
Course	Funding Source						Total
	DFAT Subsidised		Total	Non-subsidised		Total	
	Female	Male		Female	Male		
Certificate III in Air-conditioning and Refrigeration	0	19	19			0	19
Certificate III in Allied Health Assistance/Certificate III in Health Services Assistance	0	1	1			0	1
Certificate III in Carpentry	0	133	133	0	3	3	136
Certificate III in Commercial Cookery	28	31	59			0	59
Certificate III in Community Services Work	26	25	51			0	51
Certificate III in Disability	4	1	5			0	5
Certificate III in Early Childhood Education and Care	160	19	179			0	179
Certificate III in Electrotechnology Electrician	5	74	79	1	1	2	81
Certificate III in Engineering – Fabrication Trade	0	15	15			0	15
Certificate III in Engineering – Mechanical Trade (Diesel Fitting)	0	65	65	0	1	1	66
Certificate III in Engineering – Mechanical Trade (Fitting and Machining)	0	3	3			0	3
Certificate in Formwork/Falsework	1	32	33	0	1	1	34
Certificate III in Hairdressing	12	1	13			0	13
Certificate III in Home and Community Care / Certificate III in Aged Care	7	4	11			0	11
Certificate III in Hospitality	118	40	158	0	1	1	159
Certificate III in Hospitality (Lodge)	2	1	3			0	3
Certificate III in Individual Support	2	1	3			0	3
Certificate III in Light Vehicle Mechanical Technology	0	64	64	0	2	2	66
Certificate III in Painting and Decorating	9	27	36			0	36
Certificate III in Patisserie	14	0	14			0	14
Certificate III in Plumbing	2	27	29			0	29
Certificate III in Tourism	32	26	58			0	58
Certificate III in Wall and Floor Tiling	1	16	17			0	17
Certificate IV in Business			0	1	0	1	1
Certificate IV in Community Development	6	0	6			0	6
Certificate IV in Hospitality	28	17	45			0	45
Certificate IV in Leadership and Management	17	22	39	21	21	42	81
Certificate IV in Training and Assessment	4	13	17	29	55	84	101
Certificate IV in Youth Work	7	23	30			0	30
Diploma of Children's Services (Early Childhood Education and Care)	7	1	8			0	8
Diploma of Community Services Work	5	7	12			0	12
<b>Grand Total:</b>	<b>497</b>	<b>708</b>	<b>1205</b>	<b>52</b>	<b>85</b>	<b>137</b>	<b>1342</b>
<b>Stage 2 Total:</b>	<b>371</b>	<b>573</b>	<b>944</b>	<b>52</b>	<b>85</b>	<b>137</b>	<b>1081</b>
<b>Stage 1 Total:</b>	<b>126</b>	<b>135</b>	<b>261</b>	<b>0</b>	<b>0</b>	<b>0</b>	<b>261</b>
<b>Total for Both Stages:</b>	<b>497</b>	<b>708</b>	<b>1205</b>	<b>52</b>	<b>85</b>	<b>137</b>	<b>1342</b>

### Graduates Solomon Islands - 2017

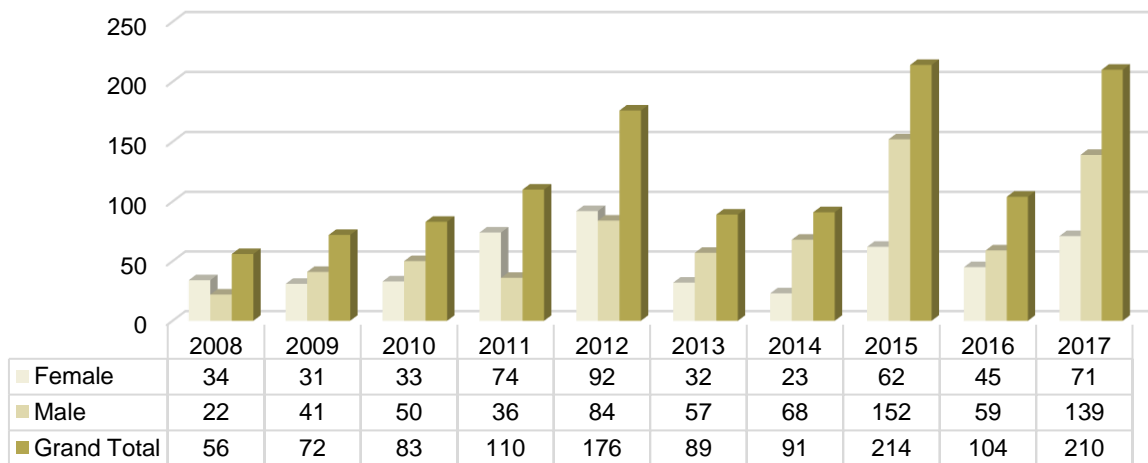
Course	Funding Source						Total
	DFAT Subsidised			Non-subsidised			
	Female	Male	Total	Female	Male	Total	
Certificate III in Air-conditioning and Refrigeration	0	3	3			0	3
Certificate III in Carpentry	0	29	29	0	3	3	32
Certificate III in Commercial Cookery	5	4	9			0	9
Certificate III in Community Services	8	12	20			0	20
Certificate III in Early Childhood Education and Care	7	4	11			0	11
Certificate III in Electrotechnology Electrician	0	16	16			0	16
Certificate III in Engineering - Fabrication Trade	0	2	2			0	2
Certificate III in Engineering - Mechanical Trade (Diesel Fitting)	0	9	9			0	9
Certificate III in Engineering - Mechanical Trade (Fitting and Machining)	0	1	1			0	1
Certificate III in Hospitality	19	4	23	0	1	1	24
Certificate III in Individual Support	1	1	2			0	2
Certificate III in Light Vehicle Mechanical Technology	0	2	2	0	2	2	4
Certificate III in Painting and Decorating	0	7	7			0	7
Certificate III in Patisserie	2	0	2			0	2
Certificate III in Plumbing	1	2	3			0	3
Certificate III in Tourism	4	4	8			0	8
Certificate III in Wall and Floor Tiling	0	6	6			0	6
Certificate IV in Business			0	1	0	1	1
Certificate IV in Community Development	4	0	4			0	4
Certificate IV in Leadership and Management	17	22	39			0	39
Certificate IV in Training and Assessment	3	11	14	1	6	7	21
<b>Grand Total:</b>	<b>71</b>	<b>139</b>	<b>210</b>	<b>2</b>	<b>12</b>	<b>14</b>	<b>224</b>



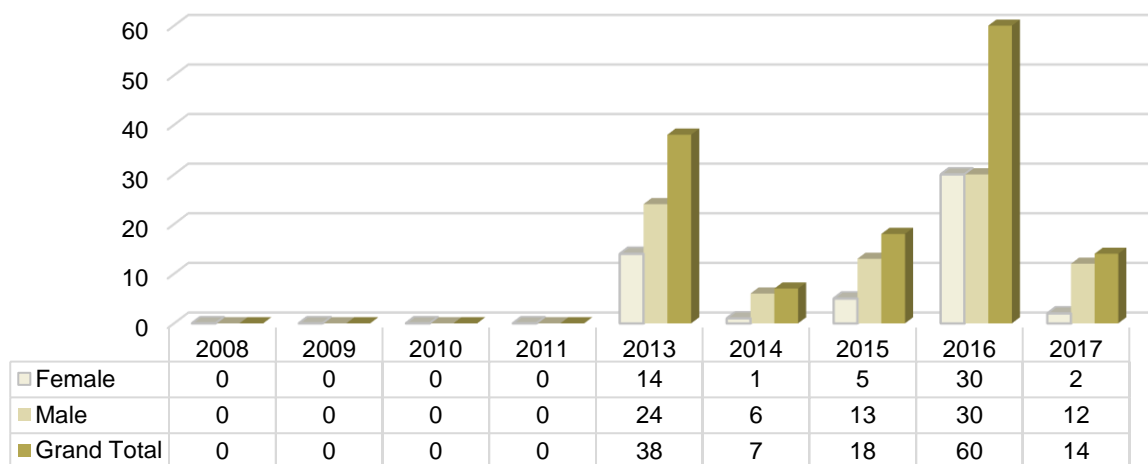
### Solomon Islands Graduates by Year and Gender



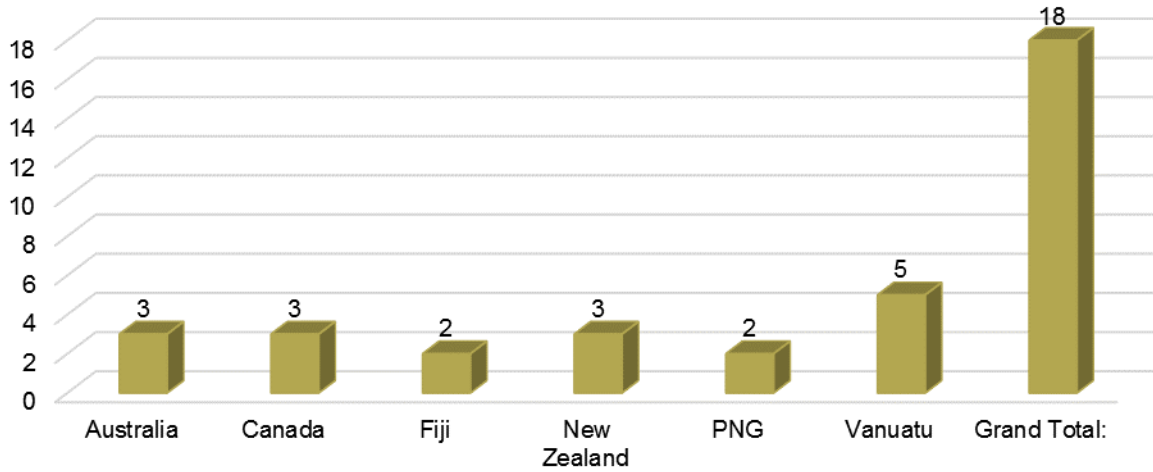
### DFAT Subsidised Solomon Islands Graduates by Year and Gender



### Non-DFAT Subsidised Solomon Islands Graduates by Year and Gender



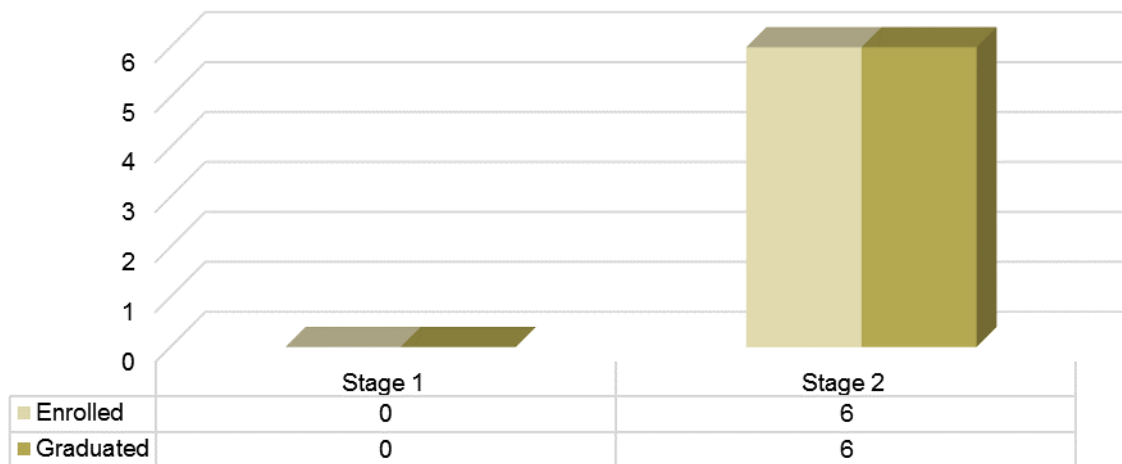
### Migration Country - Solomon Islands Citizens



### Migrations 2007 to date - Solomon Islands Citizens by Course

APTC Course	Total
Certificate III in Carpentry	1
Certificate III in Commercial Cookery	1
Certificate III in Community Services Work	1
Certificate III in Early Childhood Education and Care	3
Certificate III in Electrotechnology Electrician	2
Certificate III in Hairdressing	2
Certificate III in Hospitality	5
Certificate III in Tourism	2
Certificate IV in Leadership and Management	1
<b>Grand Total:</b>	<b>18</b>
<b>Stage 2 Total:</b>	<b>11</b>
<b>Stage 1 Total:</b>	<b>7</b>
<b>Total for Both Stages:</b>	<b>18</b>

### Solomon Is. Special Needs Enrolments/Graduates by Stage



### Non-Completions Solomon Islands - 2007 to Date

Course	Funding Source				Total
	DFAT Subsidised		Non-subsidised		
	Female	Male	Female	Male	
Certificate III in Carpentry	0	8			8
Certificate III in Commercial Cookery	1	1			2
Certificate III in Community Services	3	2			5
Certificate III in Early Childhood Education and Care	9	4			13
Certificate III in Electrotechnology Electrician	0	4			4
Certificate III in Engineering - Mechanical Trade (Diesel Fitting)	0	1			1
Certificate III in Formwork/Falsework	0	4			4
Certificate III in Hospitality	12	4			16
Certificate III in Light Vehicle Mechanical Technology	0	11			11
Certificate III in Tourism	0	3			3
Certificate IV in Business			1	0	1
Certificate IV in Leadership and Management	4	0	4	3	11
Certificate IV in Training and Assessment	0	4	9	17	30
Certificate IV in Youth Work	1	0			1
Diploma of Community Services Work	0	1			1
<b>Grand Total:</b>	<b>30</b>	<b>47</b>	<b>14</b>	<b>20</b>	<b>111</b>
<b>Stage 2 Total:</b>	<b>25</b>	<b>39</b>	<b>14</b>	<b>20</b>	<b>98</b>
<b>Stage 1 Total:</b>	<b>5</b>	<b>8</b>	<b>0</b>	<b>0</b>	<b>13</b>
<b>Total for Both Stages:</b>	<b>30</b>	<b>47</b>	<b>14</b>	<b>20</b>	<b>111</b>

### Cumulative Deferrals Solomon Islands - 2007 to Date

Course	Female	Male	Total
Certificate III in Applied Fashion Design and Technology	1	0	1
Certificate III in Carpentry	0	7	7
Certificate III in Community Services Work	4	5	9
Certificate III in Early Childhood Education and Care	5	3	8
Certificate III in Engineering – Mechanical Trade (Diesel Fitting)	0	1	1
Certificate III in Home and Community Care / Certificate III in Aged Care	1	0	1
Certificate III in Hospitality (Lodge)	1	0	1
Certificate III in Tourism	0	1	1
Certificate IV in Community Development	1	0	1
Certificate IV in Hospitality	1	0	1
<b>Grand Total:</b>	<b>14</b>	<b>17</b>	<b>31</b>
<b>Stage 2 Total:</b>	<b>13</b>	<b>16</b>	<b>29</b>
<b>Stage 1 Total:</b>	<b>1</b>	<b>1</b>	<b>2</b>
<b>Total for Both Stages:</b>	<b>14</b>	<b>17</b>	<b>31</b>

### Cumulative Applications Vanuatu - 2007 to Date

Course	Funding Source						Total
	DFAT Subsidised		Total	Non-subsidised		Total	
	Female	Male		Female	Male		
Certificate III in Air-conditioning and Refrigeration	1	33	34			0	34
Certificate III in Allied Health Assistance / Certificate III in Health Services Assistance	10	8	18			0	18
Certificate III in Carpentry	7	314	321			0	321
Certificate III in Commercial Cookery	104	144	248			0	248
Certificate III in Community Services Work	20	31	51			0	51
Certificate III in Disability	3	2	5			0	5
Certificate III in Early Childhood Education and Care	546	60	606			0	606
Certificate III in Education Support	101	18	119			0	119
Certificate III in Electrotechnology Electrician	9	91	100			0	100
Certificate III in Engineering – Fabrication Trade	3	46	49			0	49
Certificate III in Engineering – Mechanical Trade (Diesel Fitting)	1	33	34			0	34
Certificate III in Engineering – Mechanical Trade (Fitting & Machining)	4	25	29			0	29
Certificate III in Hairdressing	9	0	9			0	9
Certificate III in Home and Community Care / Certificate III in Aged Care	3	0	3			0	3
Certificate III in Hospitality	330	124	454	1	0	1	455
Certificate III in Hospitality (Catering Operations)	1	1	2			0	2
Certificate III in Hospitality (Lodge)	27	6	33			0	33
Certificate III in Individual Support	1	0	1			0	1
Certificate III in Light Vehicle Mechanical Technology	3	133	136			0	136
Certificate III in Nutrition and Dietetic Assistance	2	0	2			0	2
Certificate III in Painting and Decorating	32	19	51			0	51
Certificate III in Patisserie	6	21	27			0	27
Certificate III in Plumbing	0	39	39			0	39
Certificate III in Tourism	250	133	383			0	383
Certificate III in Wall and Floor Tiling	8	25	33			0	33
Certificate IV in Business	4	11	15	7	1	8	23
Certificate IV in Community Development	56	68	124			0	124
Certificate IV in Disability	3	1	4			0	4
Certificate IV in Hospitality	115	51	166			0	166
Certificate IV in Leadership and Management	42	39	81	3	6	9	90
Certificate IV in Training and Assessment	65	99	164	86	114	200	364
Certificate IV in Youth Work	72	53	125			0	125
Diploma of Children's Services	103	6	109			0	109
Diploma in Community Services Work	28	33	61			0	61
Diploma of Management	24	45	69	8	33	41	110
Diploma of Vocational Education and Training			0	5	1	6	6
Course Not Stated	7	16	23			0	23
<b>Grand Total:</b>	<b>2000</b>	<b>1728</b>	<b>3728</b>	<b>110</b>	<b>155</b>	<b>265</b>	<b>3993</b>

<b>Stage 2 Total:</b>	<b>1215</b>	<b>1032</b>	<b>2247</b>	<b>109</b>	<b>153</b>	<b>262</b>	<b>2509</b>
<b>Stage 1 Total:</b>	<b>785</b>	<b>696</b>	<b>1481</b>	<b>1</b>	<b>2</b>	<b>3</b>	<b>1484</b>

<b>Total for Both Stages:</b>	<b>2000</b>	<b>1728</b>	<b>3728</b>	<b>110</b>	<b>155</b>	<b>265</b>	<b>3993</b>
-------------------------------	-------------	-------------	-------------	------------	------------	------------	-------------

## Applications Vanuatu - 2017

Course	Funding Source						Total
	DFAT Subsidised		Total	Non-subsidised		Total	
	Female	Male		Female	Male		
Certificate III in Air-conditioning and Refrigeration	0	1	1			0	1
Certificate III in Carpentry	0	11	11			0	11
Certificate III in Commercial Cookery	6	4	10			0	10
Certificate III in Community Services Work	1	4	5			0	5
Certificate III in Early Childhood Education and Care	7	0	7			0	7
Certificate III in Education Support	42	5	47			0	47
Certificate III in Electrotechnology Electrician	0	1	1			0	1
Certificate III in Engineering – Fabrication Trade	0	1	1			0	1
Certificate III in Engineering – Mechanical Trade (Diesel Fitting)	0	2	2			0	2
Certificate III in Engineering – Mechanical Trade (Fitting & Machining)	0	2	2			0	2
Certificate III in Hospitality	14	4	18	1	0	1	19
Certificate III in Light Vehicle Mechanical Technology	0	4	4			0	4
Certificate III in Plumbing	0	2	2			0	2
Certificate III in Tourism	14	1	15			0	15
Certificate IV in Community Development	3	3	6			0	6
Certificate IV in Disability	1	0	1			0	1
Certificate IV in Leadership and Management	18	20	38	1	3	4	42
Certificate IV in Training and Assessment	14	11	25			0	25
Certificate IV in Youth Work	1	1	2			0	2
<b>Grand Total:</b>	<b>121</b>	<b>77</b>	<b>198</b>	<b>2</b>	<b>3</b>	<b>5</b>	<b>203</b>

Cumulative Enrolments Vanuatu - 2007 to Date							
Course	Funding Source						Total
	DFAT Subsidised		Total	Non-subsidised		Total	
	Female	Male		Female	Male		
Certificate III in Air-conditioning and Refrigeration	1	12	13			0	13
Certificate III in Allied Health Assistance / Certificate III in Health Services Assistance	3	1	4			0	4
Certificate III in Carpentry	2	137	139			0	139
Certificate III in Commercial Cookery	40	80	120			0	120
Certificate III in Community Services Work	3	6	9			0	9
Certificate III in Disability	1	0	1			0	1
Certificate III in Early Childhood Education and Care	234	19	253			0	253
Certificate III in Education Support	30	6	36	1	0	1	37
Certificate III in Electrotechnology Electrician	1	20	21			0	21
Certificate III in Engineering – Fabrication Trade	0	13	13			0	13
Certificate III in Engineering – Mechanical Trade (Diesel Fitting)	0	10	10			0	10
Certificate III in Engineering – Mechanical Trade (Fitting & Machining)	1	3	4			0	4
Certificate III in Hairdressing	3	0	3			0	3
Certificate III in Hospitality	236	109	345	0	1	1	346
Certificate III in Hospitality (Lodge)	10	3	13			0	13
Certificate III in Light Vehicle Mechanical Technology	2	38	40			0	40
Certificate III in Painting and Decorating	14	10	24			0	24
Certificate III in Patisserie	0	2	2			0	2
Certificate III in Plumbing	0	8	8			0	8
Certificate III in Tourism	119	83	202	1	0	1	203
Certificate III in Wall and Floor Tiling	3	15	18			0	18
Certificate IV in Business			0	10	2	12	12
Certificate IV in Community Development	29	28	57			0	57
Certificate IV in Disability	0	2	2			0	2
Certificate IV in Hospitality	58	33	91			0	91
Certificate IV in Leadership and Management	19	21	40	2	4	6	46
Certificate IV in Training and Assessment	42	51	93	66	95	161	254
Certificate IV in Youth Work	45	35	80	1	0	1	81
Diploma of Children's Services	40	4	44			0	44
Diploma of Community Services Work	10	14	24			0	24
Diploma of Management	9	33	42	6	25	31	73
Diploma of Vocational Education and Training			0	5	1	6	6
<b>Grand Total:</b>	<b>955</b>	<b>796</b>	<b>1751</b>	<b>92</b>	<b>128</b>	<b>220</b>	<b>1971</b>
<b>Stage 2 Total:</b>	<b>603</b>	<b>488</b>	<b>1091</b>	<b>88</b>	<b>114</b>	<b>202</b>	<b>1293</b>
<b>Stage 1 Total:</b>	<b>352</b>	<b>308</b>	<b>660</b>	<b>4</b>	<b>14</b>	<b>18</b>	<b>678</b>
<b>Total for Both Stages</b>	<b>955</b>	<b>796</b>	<b>1751</b>	<b>92</b>	<b>128</b>	<b>220</b>	<b>1971</b>

Enrolments Vanuatu - 2017							
Course	Funding Source						Total
	DFAT Subsidised		Total	Non-subsidised		Total	
	Female	Male		Female	Male		
Certificate III in Air-conditioning and Refrigeration	0	1	1			0	1
Certificate III in Carpentry	0	7	7			0	7
Certificate III in Commercial Cookery	5	6	11			0	11
Certificate III in Community Services	1	0	1			0	1
Certificate III in Early Childhood Education and Care	11	0	11			0	11
Certificate III in Education Support	30	6	36	1	0	1	37
Certificate III in Electrotechnology Electrician	0	1	1			0	1
Certificate III in Engineering - Mechanical Trade (Fitting and Machining)	0	1	1			0	1
Certificate III in Hospitality	25	6	31			0	31
Certificate III in Light Vehicle Mechanical Technology	1	2	3			0	3
Certificate III in Plumbing	0	1	1			0	1
Certificate III in Tourism	7	3	10			0	10
Certificate III in Wall and Floor Tiling	0	1	1			0	1
Certificate IV in Community Development	7	4	11			0	11
Certificate IV in Disability	0	1	1			0	1
Certificate IV in Leadership and Management	19	21	40	2	4	6	46
Certificate IV in Training and Assessment	6	4	10	4	9	13	23
Certificate IV in Youth Work	9	6	15			0	15
<b>Grand Total:</b>	<b>121</b>	<b>71</b>	<b>192</b>	<b>7</b>	<b>13</b>	<b>20</b>	<b>212</b>
<b>Cumulative Graduates Vanuatu - 2007 to Date</b>							

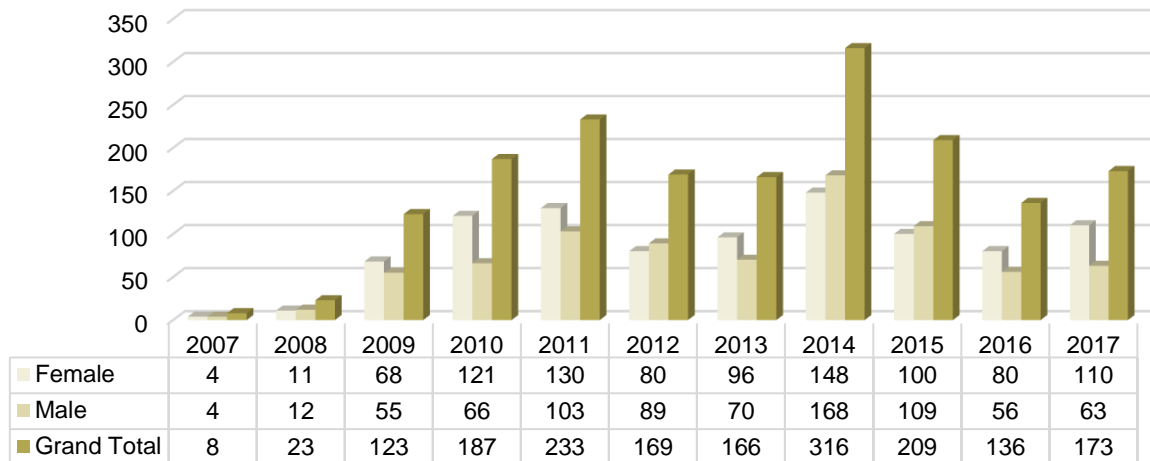
Course	Funding Source						Total
	DFAT Subsidised		Total	Non-subsidised		Total	
	Female	Male		Female	Male		
Certificate III in Air-conditioning and Refrigeration	1	9	10			0	10
Certificate III in Allied Health Assistance/Certificate III in Health Services Assistance	3	1	4			0	4
Certificate III in Carpentry	2	131	133			0	133
Certificate III in Commercial Cookery	39	76	115			0	115
Certificate III in Community Services Work	3	3	6			0	6
Certificate III in Disability	1	0	1			0	1
Certificate III in Early Childhood Education and Care	220	17	237			0	237
Certificate III in Education Support	30	5	35	1	0	1	36
Certificate III in Electrotechnology Electrician	1	17	18			0	18
Certificate III in Engineering – Fabrication Trade	0	12	12			0	12
Certificate III in Engineering – Mechanical Trade (Diesel Fitting)	0	9	9			0	9
Certificate III in Engineering – Mechanical Trade (Fitting & Machining)	1	3	4			0	4
Certificate III in Hairdressing	3	0	3			0	3
Certificate III in Hospitality	211	76	287	0	1	1	288
Certificate III in Hospitality (Lodge)	10	3	13			0	13
Certificate III in Light Vehicle Mechanical Technology	2	36	38			0	38
Certificate III in Nutrition and Dietetic Assistance			0			0	0
Certificate III in Painting and Decorating	13	9	22			0	22
Certificate III in Patisserie	0	2	2			0	2
Certificate III in Plumbing	0	7	7			0	7
Certificate III in Tourism	109	71	180	1	0	1	181
Certificate III in Wall and Floor Tiling	3	13	16			0	16
Certificate IV in Community Development	29	27	56				56
Certificate IV in Disability	0	2	2			0	2
Certificate IV in Hospitality	54	25	79			0	79
Certificate IV in Leadership and Management	7	8	15	1	4	5	20
Certificate IV in Training and Assessment	37	44	81	62	82	144	225
Certificate IV in Youth Work	43	33	76	1	0	1	77
Diploma of Children's Services (Early Childhood Education and Care)	36	4	40			0	40
Diploma of Community Services Work	9	13	22			0	22
Diploma of Management	9	29	38	6	23	29	67
<b>Grand Total:</b>	<b>876</b>	<b>685</b>	<b>1561</b>	<b>72</b>	<b>110</b>	<b>182</b>	<b>1743</b>

<b>Stage 2 Total:</b>	<b>575</b>	<b>471</b>	<b>1046</b>	<b>70</b>	<b>103</b>	<b>173</b>	<b>1219</b>
<b>Stage 1 Total:</b>	<b>301</b>	<b>214</b>	<b>515</b>	<b>2</b>	<b>7</b>	<b>9</b>	<b>524</b>

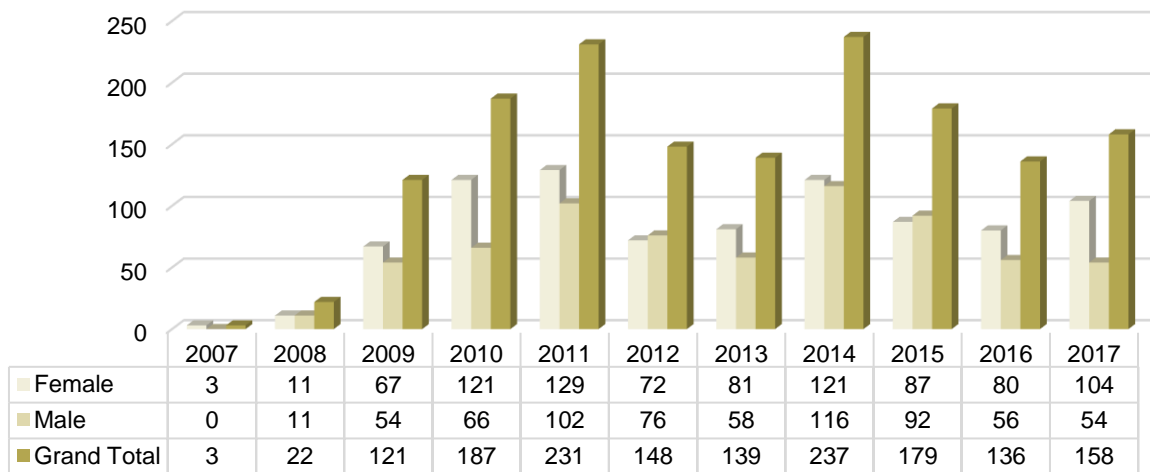
<b>Total for Both Stages:</b>	<b>876</b>	<b>685</b>	<b>1561</b>	<b>72</b>	<b>110</b>	<b>182</b>	<b>1743</b>
-------------------------------	------------	------------	-------------	-----------	------------	------------	-------------

Graduates Vanuatu - 2017							
Course	Funding Source						Total
	DFAT Subsidised		Total	Non-subsidised		Total	
	Female	Male		Female	Male		
Certificate III in Carpentry	0	7	7			0	7
Certificate III in Commercial Cookery	5	6	11			0	11
Certificate III in Community Services	1	0	1			0	1
Certificate III in Early Childhood Education and Care	10	0	10			0	10
Certificate III in Education Support	30	5	35	1	0	1	36
Certificate III in Engineering - Mechanical Trade (Fitting and Machining)	0	1	1			0	1
Certificate III in Hospitality	22	5	27			0	27
Certificate III in Light Vehicle Mechanical Technology	1	2	3			0	3
Certificate III in Plumbing	0	1	1			0	1
Certificate III in Tourism	7	3	10			0	10
Certificate III in Wall and Floor Tiling	0	1	1			0	1
Certificate IV in Community Development	7	4	11			0	11
Certificate IV in Disability	0	1	1			0	1
Certificate IV in Leadership and Management	7	8	15	1	4	5	20
Certificate IV in Training and Assessment	5	4	9	4	5	9	18
Certificate IV in Youth Work	9	6	15			0	15
<b>Grand Total:</b>	<b>104</b>	<b>54</b>	<b>158</b>	<b>6</b>	<b>9</b>	<b>15</b>	<b>173</b>

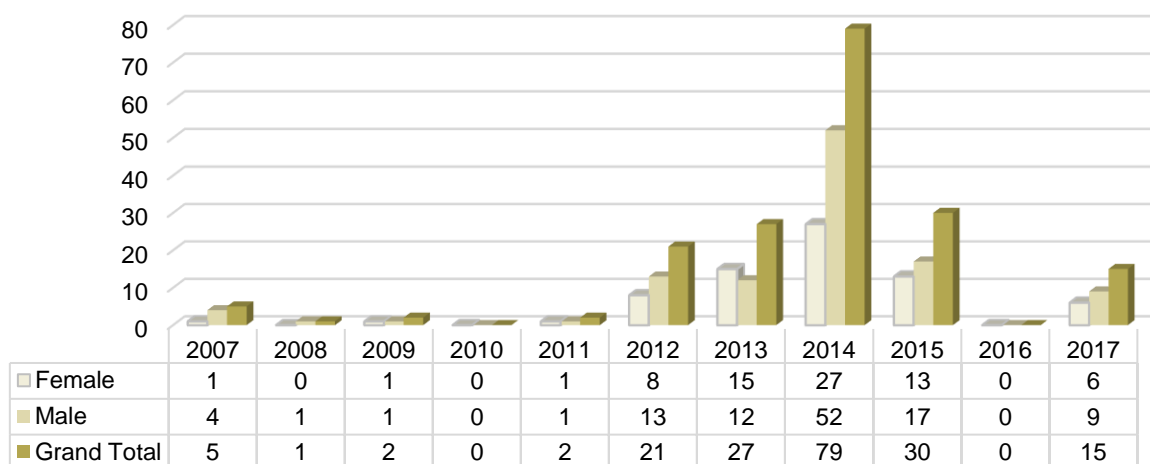
Vanuatu Graduates by Year and Gender



DFAT Subsidised Graduates by Year and Gender

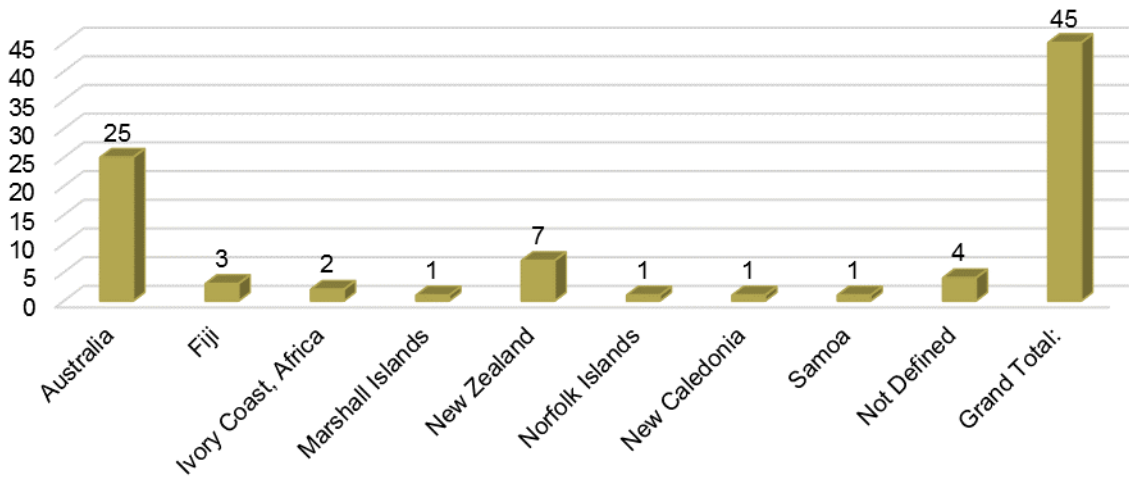


Non-DFAT Subsidised Graduates by Year and Gender





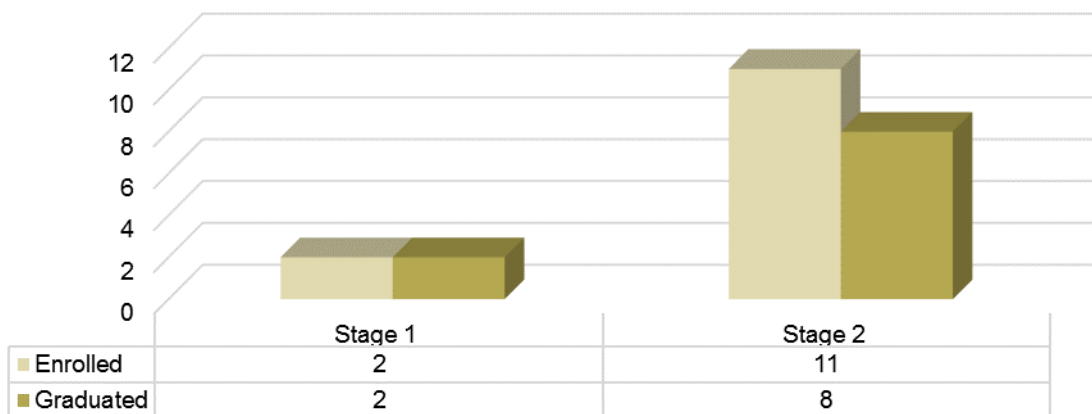
### Migration Country - Vanuatu Citizens



### Migrations 2007 to date - Vanuatu Citizens by Course

APTC Course	Total
Certificate III in Carpentry	2
Certificate III in Commercial Cookery	4
Certificate III in Hospitality	7
Certificate III in Hospitality (Lodge)	1
Certificate III in Tourism	11
Certificate IV in Community Development	3
Certificate IV in Hospitality	8
Certificate IV in Training and Assessment	11
Certificate IV in Youth Work	3
Diploma of Management	4
<b>Grand Total:</b>	<b>54</b>
<b>Stage 2 Total:</b>	<b>32</b>
<b>Stage 1 Total:</b>	<b>22</b>
<b>Total for Both Stages:</b>	<b>54</b>

### Vanuatu Special Needs Enrolments/Graduates by Stage



### Non-Completions Vanuatu - 2007 to Date

Course	Funding Source				Total
	DFAT Subsidised		Non-subsidised		
	Female	Male	Female	Male	
Certificate III in Air-conditioning and Refrigeration	0	3			3
Certificate III in Carpentry	0	6			6
Certificate III in Commercial Cookery	1	4			5
Certificate III in Community Services Work	0	3			3
Certificate III in Early Childhood Education and Care	14	2			16
Certificate III in Education Support	0	1			1
Certificate III in Electrotechnology Electrician	0	3			3
Certificate III in Engineering – Fabrication Trade	0	1			1
Certificate III in Engineering – Mechanical Trade (Diesel Fitting)	0	1			1
Certificate III in Hospitality	25	33			58
Certificate III in Light Vehicle Mechanical Technology	0	2			2
Certificate III in Painting and Decorating	1	1			2
Certificate III in Plumbing	0	1			1
Certificate III in Tourism	10	12			22
Certificate III in Wall and Floor Tiling	0	2			2
Certificate IV in Business			2	1	3
Certificate IV in Community Development	0	1			1
Certificate IV in Hospitality	4	8			12
Certificate IV in Training and Assessment	5	7	4	13	29
Certificate IV in Youth Work	2	2			4
Diploma of Children's Services	4	0			4
Diploma of Community Services Work	1	1			2
Diploma of Management	0	4	0	2	6
Diploma of Vocational Education and Training			5	1	6
<b>Grand Total:</b>	<b>67</b>	<b>98</b>	<b>11</b>	<b>17</b>	<b>193</b>

<b>Stage 2 Total:</b>	<b>25</b>	<b>36</b>	<b>10</b>	<b>12</b>	<b>83</b>
<b>Stage 1 Total:</b>	<b>42</b>	<b>62</b>	<b>1</b>	<b>5</b>	<b>110</b>

<b>Total for Both Stages:</b>	<b>67</b>	<b>98</b>	<b>11</b>	<b>17</b>	<b>193</b>
-------------------------------	-----------	-----------	-----------	-----------	------------

### Cumulative Deferrals Vanuatu - 2007 to Date

Course	Female	Male	Total
Certificate III in Commercial Cookery	0	1	1
Certificate III in Community Services Work	0	3	3
Certificate III in Early Childhood Education and Care	2	0	2
Certificate III in Education Support	4	0	4
Certificate III in Hospitality (Lodge)	0	1	1
Certificate III in Tourism	1	0	1
Certificate IV in Community Development	3	0	3
Certificate IV in Hospitality	6	0	6
Certificate IV in Leadership and Management	1	0	1
Certificate IV in Youth Work	0	1	1
Diploma of Children's Services	1	0	1
<b>Grand Total:</b>	<b>18</b>	<b>6</b>	<b>24</b>

<b>Stage 2 Total:</b>	<b>16</b>	<b>6</b>	<b>22</b>
<b>Stage 1 Total:</b>	<b>2</b>	<b>0</b>	<b>2</b>

<b>Total for Both Stages:</b>	<b>18</b>	<b>6</b>	<b>24</b>
-------------------------------	-----------	----------	-----------

### Cumulative Applications Cook Islands - 2007 to Date

Course	Funding Source						Total
	DFAT Subsidised		Total	Non-subsidised		Total	
	Female	Male		Female	Male		
Certificate IV in Training and Assessment	1	0	1			0	1
<b>Grand Total:</b>	1	0	1	0	0	0	1
<b>Stage 2 Total:</b>	0	0	0	0	0	0	0
<b>Stage 1 Total:</b>	1	0	1	0	0	0	1
<b>Total for Both Stages:</b>	1	0	1	0	0	0	1

### Applications Cook Islands - 2017

Course	Funding Source						Total
	DFAT Subsidised		Total	Non-subsidised		Total	
	Female	Male		Female	Male		
None			0			0	0
<b>Grand Total:</b>	0	0	0	0	0	0	0

### Cumulative Enrolments Cook Islands - 2007 to Date

Course	Funding Source						Total
	DFAT Subsidised		Total	Non-subsidised		Total	
	Female	Male		Female	Male		
Certificate IV in Training and Assessment	1	0	1			0	1
<b>Grand Total:</b>	1	0	1	0	0	0	1
<b>Stage 2 Total:</b>	0	0	0	0	0	0	0
<b>Stage 1 Total:</b>	1	0	1	0	0	0	1
<b>Total for Both Stages:</b>	1	0	1	0	0	0	1

### Enrolments Cook Islands - 2017

Course	Funding Source						Total
	DFAT Subsidised		Total	Non-subsidised		Total	
	Female	Male		Female	Male		
Nil			0			0	0
<b>Grand Total:</b>	0	0	0	0	0	0	0

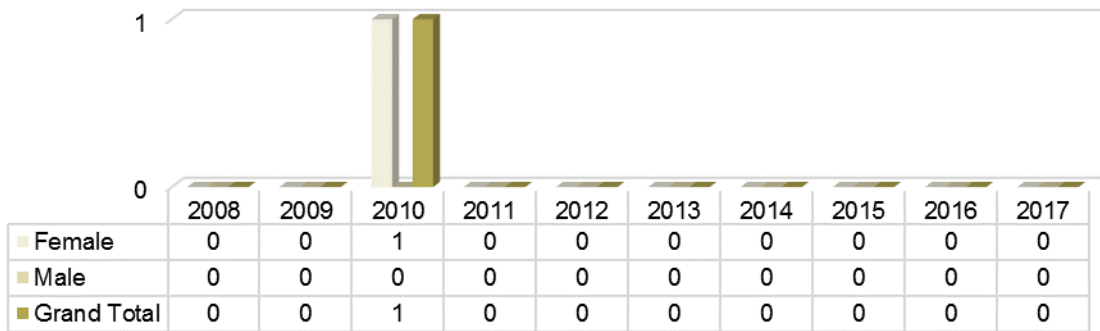
### Cumulative Graduates Cook Islands - 2007 to Date

Course	Funding Source						Total
	DFAT Subsidised		Total	Non-subsidised		Total	
	Female	Male		Female	Male		
Certificate IV in Training and Assessment	1	0	1			0	1
<b>Grand Total:</b>	1	0	1	0	0	0	1
<b>Stage 2 Total:</b>	0	0	0	0	0	0	0
<b>Stage 1 Total:</b>	1	0	1	0	0	0	1
<b>Total for Both Stages:</b>	1	0	1	0	0	0	1

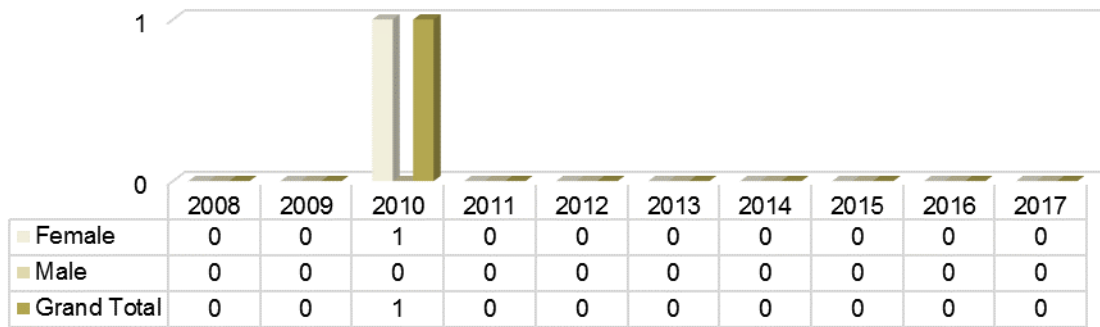
### Graduates Cook Islands - 2017Calendar Year

Course	Funding Source						Total
	DFAT Subsidised		Total	Non-subsidised		Total	
	Female	Male		Female	Male		
Nil			0			0	0
<b>Grand Total:</b>	0	0	0	0	0	0	0

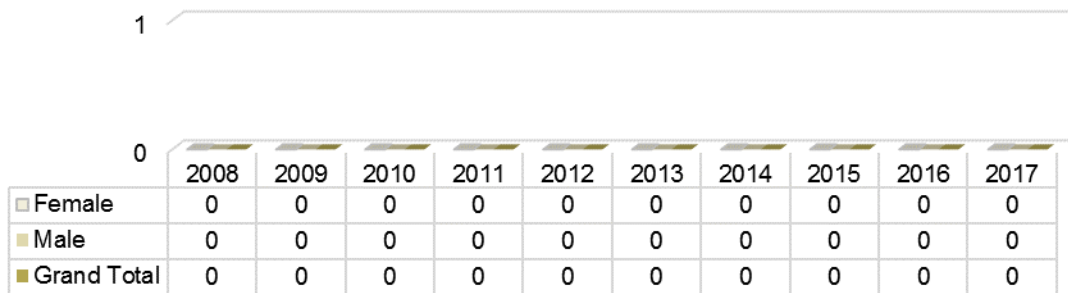
### Cook Islands Graduates by Year and Gender



### DFAT Subsidised Cook Islands Graduates by Year and Gender



### Non-DFAT Subsidised Cook Islands Graduates by Year and Gender

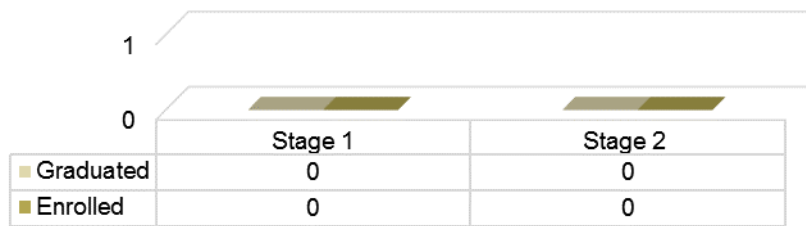


Migrations 2007 to date - Cook Islands Citizens	
Destination Country	Total
Nil	
<b>Grand Total:</b>	
	<b>0</b>

<b>Stage 2 Total:</b>	<b>0</b>
<b>Stage 1 Total:</b>	<b>0</b>
<b>Total for Both Stages:</b>	<b>0</b>

### Cook Islands Citizens Special Needs Enrolments/Graduates by Stage



### Cumulative Applications Federated States of Micronesia - 2007 to Date

Course	Funding Source						Total
	DFAT Subsidised			Non-subsidised			
	Female	Male	Total	Female	Male	Total	
Certificate III in and Air-conditioning and Refrigeration	0	2	2			0	2
Certificate III in Carpentry	0	2	2			0	2
Certificate III in Early Childhood Education and Care	4	3	7			0	7
Certificate III in Electrotechnology Electrician	0	5	5			0	5
Certificate III in Engineering – Mechanical Trade (Diesel Fitting)	0	1	1			0	1
Certificate III in Engineering – Mechanical Trade (Fitting & Machining)	0	1	1			0	1
Certificate III in Home and Community Care / Certificate III in Aged Care	1	0	1			0	1
Certificate III in Light Vehicle Mechanical Technology	0	6	6			0	6
Certificate III in Tourism	5	2	7			0	7
Certificate IV in Youth Work	0	1	1			0	1
Diploma in Community Services Work	0	1	1			0	1
Diploma of Children's Services	2	1	3			0	3
Course Not Stated	0	4	4			0	4
<b>Grand Total:</b>	<b>12</b>	<b>29</b>	<b>41</b>	<b>0</b>	<b>0</b>	<b>0</b>	<b>41</b>
<b>Stage 2 Total:</b>	<b>2</b>	<b>7</b>	<b>9</b>	<b>0</b>	<b>0</b>	<b>0</b>	<b>9</b>
<b>Stage 1 Total:</b>	<b>10</b>	<b>22</b>	<b>32</b>	<b>0</b>	<b>0</b>	<b>0</b>	<b>32</b>
<b>Total for Both Stages:</b>	<b>12</b>	<b>29</b>	<b>41</b>	<b>0</b>	<b>0</b>	<b>0</b>	<b>41</b>

### Applications Federated States of Micronesia - 2017

Course	Funding Source						Total
	DFAT Subsidised			Non-subsidised			
	Female	Male	Total	Female	Male	Total	
Nil			0			0	0
<b>Grand Total:</b>	<b>0</b>	<b>0</b>	<b>0</b>	<b>0</b>	<b>0</b>	<b>0</b>	<b>0</b>

### Cumulative Enrolments Federated States of Micronesia - 2007 to Date

Course	Funding Source						Total
	DFAT Subsidised			Non-subsidised			
	Female	Male	Total	Female	Male	Total	
Certificate III in Air-Conditioning and Refrigeration	0	2	2			0	2
Certificate III in Early Childhood Education and Care	2	2	4			0	4
Certificate III in Electrotechnology Electrician	0	1	1			0	1
<b>Grand Total:</b>	<b>2</b>	<b>5</b>	<b>7</b>	<b>0</b>	<b>0</b>	<b>0</b>	<b>7</b>
<b>Stage 2 Total:</b>	<b>0</b>	<b>3</b>	<b>3</b>	<b>0</b>	<b>0</b>	<b>0</b>	<b>3</b>
<b>Stage 1 Total:</b>	<b>2</b>	<b>2</b>	<b>4</b>	<b>0</b>	<b>0</b>	<b>0</b>	<b>4</b>
<b>Total for Both Stages:</b>	<b>2</b>	<b>5</b>	<b>7</b>	<b>0</b>	<b>0</b>	<b>0</b>	<b>7</b>

### Enrolments Federated States of Micronesia - 2017

Course	Funding Source						Total
	DFAT Subsidised			Non-subsidised			
	Female	Male	Total	Female	Male	Total	
Nil			0			0	0
<b>Grand Total:</b>	<b>0</b>	<b>0</b>	<b>0</b>	<b>0</b>	<b>0</b>	<b>0</b>	<b>0</b>

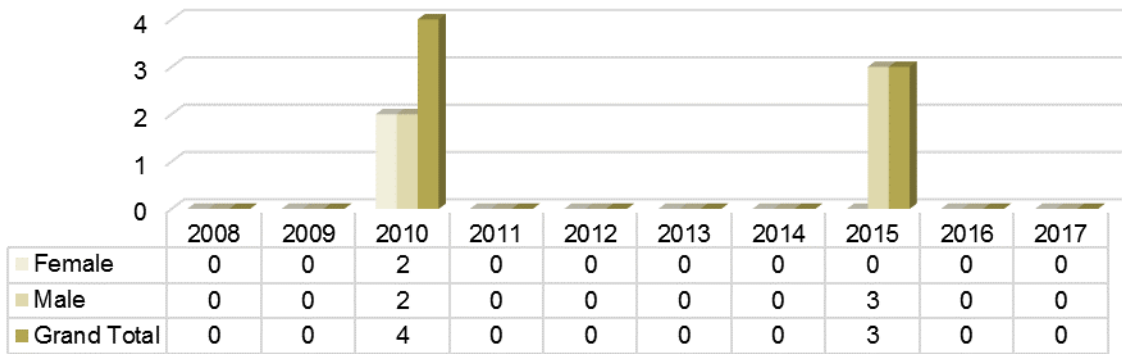
### Cumulative Graduates Federated States of Micronesia - 2007 to Date

Course	Funding Source						Total
	DFAT Subsidised		Total	Non-subsidised		Total	
	Female	Male		Female	Male		
Certificate III in Air-Conditioning and Refrigeration	0	2	2			0	2
Certificate III in Early Childhood Education and Care	2	2	4			0	4
Certificate III in Electrotechnology Electrician	0	1	1			0	1
<b>Grand Total:</b>	<b>2</b>	<b>5</b>	<b>7</b>	<b>0</b>	<b>0</b>	<b>0</b>	<b>7</b>
<b>Stage 2 Total:</b>	<b>0</b>	<b>3</b>	<b>3</b>	<b>0</b>	<b>0</b>	<b>0</b>	<b>3</b>
<b>Stage 1 Total:</b>	<b>2</b>	<b>2</b>	<b>4</b>	<b>0</b>	<b>0</b>	<b>0</b>	<b>4</b>
<b>Total for Both Stages:</b>	<b>2</b>	<b>5</b>	<b>7</b>	<b>0</b>	<b>0</b>	<b>0</b>	<b>7</b>

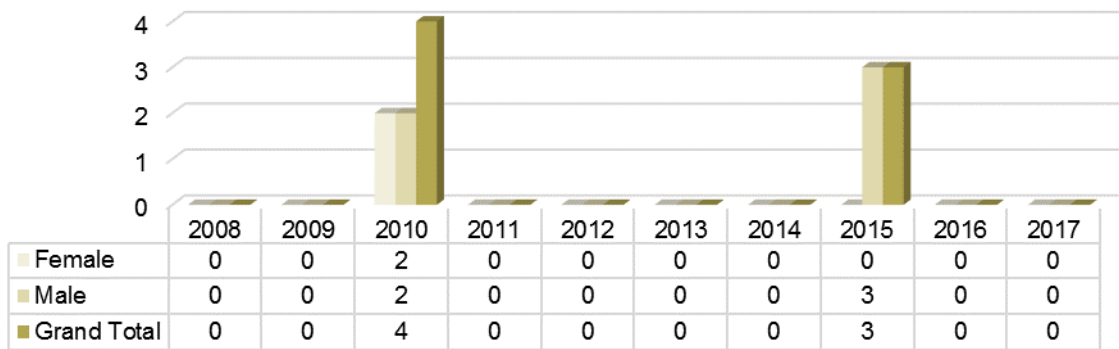
### Graduates Federated States of Micronesia - 2017

Course	Funding Source						Total
	DFAT Subsidised		Total	Non-subsidised		Total	
	Female	Male		Female	Male		
Nil	0		0	0		0	0
<b>Grand Total:</b>	<b>0</b>	<b>0</b>	<b>0</b>	<b>0</b>	<b>0</b>	<b>0</b>	<b>0</b>

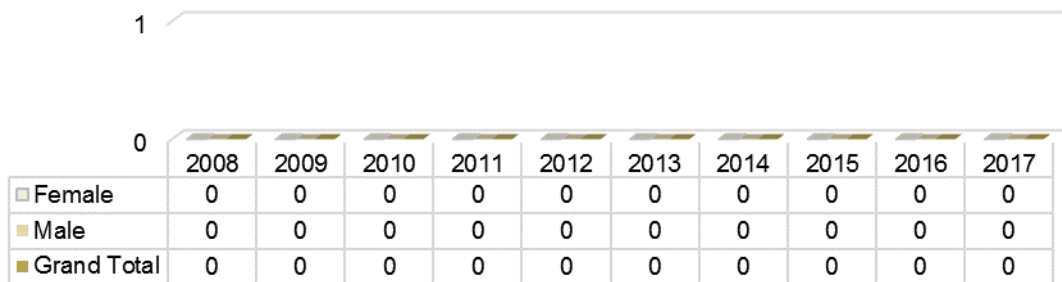
### FSM Graduates by Year and Gender



### DFAT Subsidised FSM Graduates by Year and Gender

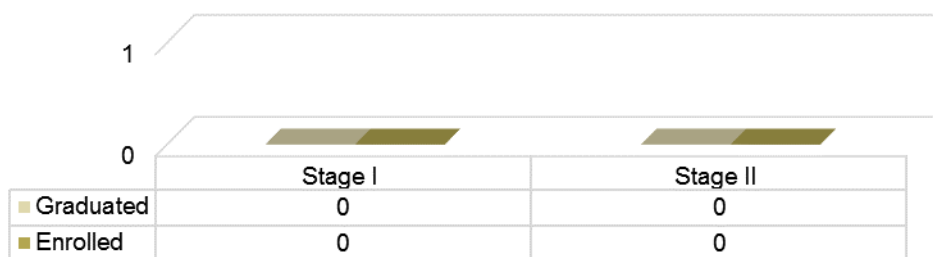


### Non-DFAT Subsidised FSM Graduates by Year and Gender





### Special Needs FSM Enrolments/Graduates by Stage



Migrations 2007 to date - Federated States of Micronesia Citizens	
Destination Country	Total
Nil	
<b>Grand Total:</b>	<b>0</b>

<b>Stage 2 Total:</b>	<b>0</b>
<b>Stage 1 Total:</b>	<b>0</b>
<b>Total for Both Stages:</b>	<b>0</b>

Non-Completions Federated States of Micronesia - 2007 to Date					
Course	Funding Source				Total
	DFAT Subsidised		Non-subsidised		
	Female	Male	Female	Male	
Nil					<b>0</b>
<b>Grand Total:</b>	<b>0</b>	<b>0</b>	<b>0</b>	<b>0</b>	<b>0</b>
<b>Stage 2 Total:</b>	<b>0</b>	<b>0</b>	<b>0</b>	<b>0</b>	<b>0</b>
<b>Stage 1 Total:</b>	<b>0</b>	<b>0</b>	<b>0</b>	<b>0</b>	<b>0</b>
<b>Total for Both Stages:</b>	<b>0</b>	<b>0</b>	<b>0</b>	<b>0</b>	<b>0</b>

Cumulative Deferrals Federated States of Micronesia - 2007 to Date			
Course	Female	Male	Total
Nil			<b>0</b>
<b>Grand Total:</b>	<b>0</b>	<b>0</b>	<b>0</b>
<b>Stage 2 Total:</b>	<b>0</b>	<b>0</b>	<b>0</b>
<b>Stage 1 Total:</b>	<b>0</b>	<b>0</b>	<b>0</b>
<b>Total for Both Stages:</b>	<b>0</b>	<b>0</b>	<b>0</b>

### Cumulative Applications Kiribati - 2007 to Date

Course	Funding Source						Total
	DFAT Subsidised		Total	Non-subsidised		Total	
	Female	Male		Female	Male		
Certificate III in Air-conditioning and Refrigeration	2	34	36			0	36
Certificate III in Allied Health Assistance / Certificate III in Health Services Assistance	4	0	4			0	4
Certificate III in Applied Fashion Design and Technology	2	0	2			0	2
Certificate III in Carpentry	20	169	189			0	189
Certificate III in Commercial Cookery	69	27	96			0	96
Certificate III in Community Services Work	19	13	32			0	32
Certificate III in Disability	10	2	12			0	12
Certificate III in Early Childhood Education and Care	101	5	106			0	106
Certificate III in Electrotechnology Electrician	10	72	82			0	82
Certificate III in Engineering – Fabrication Trade	1	14	15			0	15
Certificate III in Engineering – Mechanical Trade (Diesel Fitting)	0	37	37			0	37
Certificate III in Engineering – Mechanical Trade (Fitting & Machining)	0	12	12			0	12
Certificate III in Hairdressing	7	2	9			0	9
Certificate III in Home and Community Care / Certificate III in Aged Care	34	2	36			0	36
Certificate III in Hospitality	143	17	160			0	160
Certificate III in Hospitality (Catering Operations)	1	0	1			0	1
Certificate III in Hospitality (Lodge)	8	4	12			0	12
Certificate III in Individual Support	40	8	48			0	48
Certificate III in Light Vehicle Mechanical Technology	12	118	130	0	1	1	131
Certificate III in Painting and Decorating	40	17	57			0	57
Certificate III in Patisserie	6	2	8			0	8
Certificate III in Plumbing	6	27	33			0	33
Certificate III in Tourism	24	6	30			0	30
Certificate III in Wall and Floor Tiling	30	12	42			0	42
Certificate IV in Community Development	8	6	14			0	14
Certificate IV in Community Services	1	0	1			0	1
Certificate IV in Disability	1	0	1			0	1
Certificate IV in Hospitality	22	6	28			0	28
Certificate IV in Training and Assessment	15	18	33	11	51	62	95
Certificate IV in Youth Work	29	11	40			0	40
Diploma of Children's Services	14	2	16				16
Diploma in Community Services Work	38	21	59			0	59
Course Not Stated	5	2	7			0	7
<b>Grand Total:</b>	<b>722</b>	<b>666</b>	<b>1388</b>	<b>11</b>	<b>52</b>	<b>63</b>	<b>1451</b>
<b>Stage 2 Total:</b>	<b>456</b>	<b>449</b>	<b>905</b>	<b>11</b>	<b>51</b>	<b>62</b>	<b>967</b>
<b>Stage 1 Total:</b>	<b>266</b>	<b>217</b>	<b>483</b>	<b>0</b>	<b>1</b>	<b>1</b>	<b>484</b>
<b>Total for Both Stages</b>	<b>722</b>	<b>666</b>	<b>1388</b>	<b>11</b>	<b>52</b>	<b>63</b>	<b>1451</b>

## Applications Kiribati - 2017

Course	Funding Source						Total
	DFAT Subsidised		Total	Non-subsidised		Total	
	Female	Male		Female	Male		
Certificate III in Air-conditioning and Refrigeration	0	3	3			0	3
Certificate III in Allied Health Assistance / Certificate III in Health Services Assistance	1	0	1			0	1
Certificate III in Applied Fashion Design and Technology	1	0	1			0	1
Certificate III in Carpentry	1	1	2			0	2
Certificate III in Commercial Cookery	1	2	3			0	3
Certificate III in Early Childhood Education and Care	8	0	8			0	8
Certificate III in Electrotechnology Electrician	0	4	4			0	4
Certificate III in Engineering – Mechanical Trade (Diesel Fitting)	0	3	3			0	3
Certificate III in Engineering – Mechanical Trade (Fitting & Machining)	0	1	1			0	1
Certificate III in Hospitality	8	1	9			0	9
Certificate III in Individual Support	3	1	4			0	4
Certificate III in Light Vehicle Mechanical Technology	0	4	4			0	4
Certificate III in Painting and Decorating	0	1	1			0	1
Certificate III in Plumbing	0	1	1			0	1
Certificate III in Tourism	1	1	2			0	2
Certificate IV in Community Development	1	0	1			0	1
Certificate IV in Community Services	1	0	1			0	1
Certificate IV in Training and Assessment	0	2	2	0	1	1	3
Certificate IV in Youth Work	1	0	1			0	1
Diploma of Children's Services	1	0	1			0	1
<b>Grand Total:</b>	<b>28</b>	<b>25</b>	<b>53</b>	<b>0</b>	<b>1</b>	<b>1</b>	<b>54</b>

## Cumulative Enrolments Kiribati - 2007 to Date

Course	Funding Source						Total
	DFAT Subsidised		Total	Non-subsidised		Total	
	Female	Male		Female	Male		
Certificate III in Air-conditioning and Refrigeration	0	9	9			0	9
Certificate III in Applied Fashion Design and Technology	1	0	1			0	1
Certificate III in Carpentry	8	77	85			0	85
Certificate III in Commercial Cookery	11	8	19			0	19
Certificate III in Disability	1	0	1			0	1
Certificate III in Early Childhood Education and Care	15	2	17			0	17
Certificate III in Electrotechnology Electrician	3	19	22			0	22
Certificate III in Engineering – Fabrication Trade	1	4	5			0	5
Certificate III in Engineering – Mechanical Trade (Diesel Fitting)	0	20	20			0	20
Certificate III in Engineering – Mechanical Trade (Fitting & Machining)	0	6	6			0	6
Certificate III in Hairdressing	2	0	2			0	2
Certificate III in Home and Community Care/Certificate III in Aged Care	11	1	12			0	12
Certificate III in Hospitality	36	3	39			0	39
Certificate III in Hospitality (Lodge)	2	0	2			0	2
Certificate III in Individual Support	21	6	27			0	27
Certificate III in Light Vehicle Mechanical Technology	7	45	52	0	2	2	54
Certificate III in Painting and Decorating	9	9	18			0	18
Certificate III in Plumbing	2	2	4			0	4
Certificate III in Tourism	1	1	2			0	2
Certificate III in Wall and Floor Tiling	16	2	18			0	18
Certificate IV in Community Development	2	1	3			0	3
Certificate IV in Hospitality	7	2	9			0	9
Certificate IV in Leadership and Management	8	5	13			0	13
Certificate IV in Training and Assessment	2	4	6	10	50	60	66
Certificate IV in Youth Work	15	10	25			0	25
Diploma of Children's Services	1	0	1			0	1
Diploma of Community Services Work	9	13	22			0	22
<b>Grand Total:</b>	<b>191</b>	<b>249</b>	<b>440</b>	<b>10</b>	<b>52</b>	<b>62</b>	<b>502</b>

<b>Stage 2 Total:</b>	<b>148</b>	<b>206</b>	<b>354</b>	<b>10</b>	<b>52</b>	<b>62</b>	<b>416</b>
<b>Stage 1 Total:</b>	<b>43</b>	<b>43</b>	<b>86</b>	<b>0</b>	<b>0</b>	<b>0</b>	<b>86</b>

<b>Total for Both Stages</b>	<b>191</b>	<b>249</b>	<b>440</b>	<b>10</b>	<b>52</b>	<b>62</b>	<b>502</b>
------------------------------	------------	------------	------------	-----------	-----------	-----------	------------

### Enrolments Kiribati - 2017

Course	Funding Source						Total
	DFAT Subsidised		Total	Non-subsidised		Total	
	Female	Male		Female	Male		
Certificate III in Air-conditioning and Refrigeration	0	1	1			0	1
Certificate III in Applied Fashion Design and Technology	1	0	1			0	1
Certificate III in Carpentry	2	14	16			0	16
Certificate III in Commercial Cookery	1	1	2			0	2
Certificate III in Electrotechnology Electrician	0	7	7			0	7
Certificate III in Engineering - Fabrication Trade	0	1	1			0	1
Certificate III in Engineering - Mechanical Trade (Diesel Fitting)	0	1	1			0	1
Certificate III in Engineering - Mechanical Trade (Fitting and Machining)	0	1	1			0	1
Certificate III in Hospitality	11	1	12			0	12
Certificate III in Individual Support	2	1	3			0	3
Certificate III in Light Vehicle Mechanical Technology	2	5	7	0	2	2	9
Certificate III in Painting and Decorating	1	5	6			0	6
Certificate III in Plumbing	1	2	3			0	3
Certificate III in Wall and Floor Tiling	0	1	1			0	1
Certificate IV in Community Development	1	0	1			0	1
Certificate IV in Leadership and Management	8	5	13			0	13
Certificate IV in Training and Assessment			0	0	1	1	1
Certificate IV in Youth Work	2	0	2			0	2
<b>Grand Total:</b>	<b>32</b>	<b>46</b>	<b>78</b>	<b>0</b>	<b>3</b>	<b>3</b>	<b>81</b>

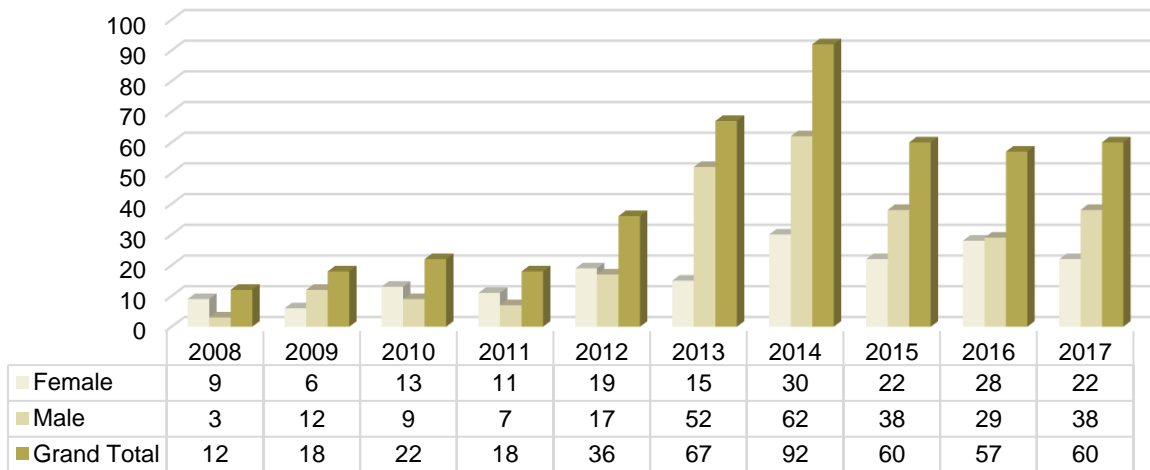
### Cumulative Graduates Kiribati - 2007 to Date

Course	Funding Source						Total
	DFAT Subsidised		Total	Non-subsidised		Total	
	Female	Male		Female	Male		
Certificate III in Air-conditioning and Refrigeration	0	8	8			0	8
Certificate III in Applied Fashion Design and Technology	1	0	1			0	1
Certificate III in Carpentry	7	75	82			0	82
Certificate III in Commercial Cookery	10	7	17			0	17
Certificate III in Disability	1	0	1			0	1
Certificate III in Early Childhood Education and Care	14	2	16			0	16
Certificate III in Electrotechnology Electrician	3	14	17			0	17
Certificate III in Engineering – Fabrication Trade	1	4	5			0	5
Certificate III in Engineering – Mechanical Trade (Diesel Fitting)	0	20	20			0	20
Certificate III in Engineering – Mechanical Trade (Fitting & Machining)	0	6	6			0	6
Certificate III in Hairdressing	2	0	2			0	2
Certificate III in Home and Community Care/Certificate III in Aged Care	10	1	11			0	11
Certificate III in Hospitality	31	2	33			0	33
Certificate III in Hospitality (Lodge)	2	0	2			0	2
Certificate III in Individual Support	20	6	26			0	26
Certificate III in Light Vehicle Mechanical Technology	7	42	49	0	1	1	50
Certificate III in Painting and Decorating	7	8	15			0	15
Certificate III in Plumbing	2	2	4			0	4
Certificate III in Tourism	1	1	2			0	2
Certificate III in Wall and Floor Tiling	15	2	17			0	17
Certificate IV in Community Development	2	1	3				3
Certificate IV in Hospitality	7	2	9			0	9
Certificate IV in Training and Assessment	1	0	1	7	40	47	48
Certificate IV in Youth Work	14	10	24			0	24
Diploma of Children's Services (Early Childhood Education and Care)	1	0	1			0	1
Diploma of Community Services Work	9	13	22			0	22
<b>Grand Total:</b>	<b>168</b>	<b>226</b>	<b>394</b>	<b>7</b>	<b>41</b>	<b>48</b>	<b>442</b>
<b>Stage 2 Total:</b>	<b>133</b>	<b>196</b>	<b>329</b>	<b>7</b>	<b>41</b>	<b>48</b>	<b>377</b>
<b>Stage 1 Total:</b>	<b>35</b>	<b>30</b>	<b>65</b>	<b>0</b>	<b>0</b>	<b>0</b>	<b>65</b>
<b>Total for Both Stages:</b>	<b>168</b>	<b>226</b>	<b>394</b>	<b>7</b>	<b>41</b>	<b>48</b>	<b>442</b>

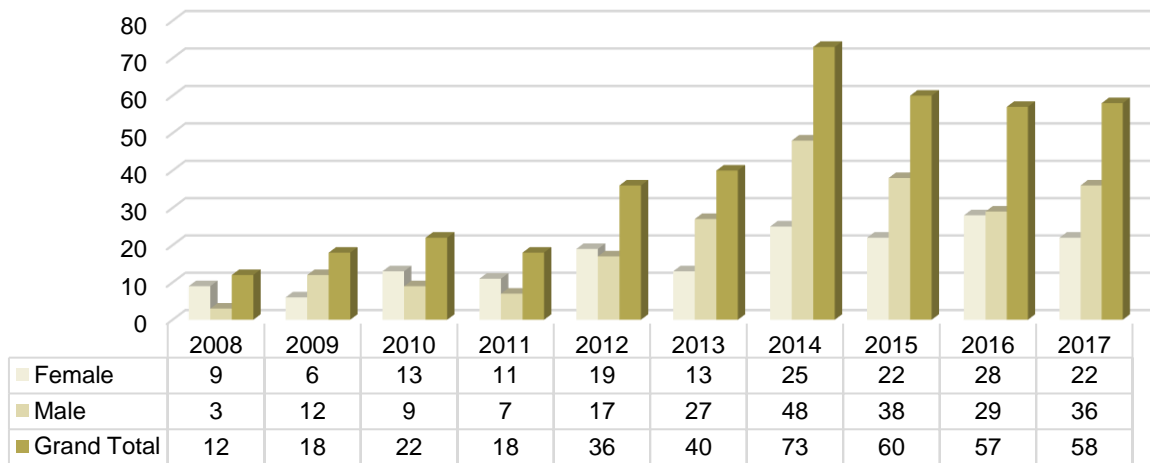
## Graduates Kiribati - 2017

Course	Funding Source						Total
	DFAT Subsidised		Total	Non-subsidised		Total	
	Female	Male		Female	Male		
Certificate III in Air-conditioning and Refrigeration	0	1	1			0	1
Certificate III in Applied Fashion Design and Technology	1	0	1			0	1
Certificate III in Carpentry	1	14	15			0	15
Certificate III in Commercial Cookery	1	1	2			0	2
Certificate III in Electrotechnology Electrician	0	2	2			0	2
Certificate III in Engineering - Fabrication Trade	0	1	1			0	1
Certificate III in Engineering - Mechanical Trade (Diesel Fitting)	0	1	1			0	1
Certificate III in Engineering - Mechanical Trade (Fitting and Machining)	0	1	1			0	1
Certificate III in Hospitality	9	1	10			0	10
Certificate III in Individual Support	3	1	4			0	4
Certificate III in Light Vehicle Mechanical Technology	2	5	7	0	1	1	8
Certificate III in Painting and Decorating	1	5	6			0	6
Certificate III in Plumbing	1	2	3			0	3
Certificate III in Wall and Floor Tiling	0	1	1			0	1
Certificate IV in Community Development	1	0	1			0	1
Certificate IV in Training and Assessment			0	0	1	1	1
Certificate IV in Youth Work	2	0	2			0	2
<b>Grand Total:</b>	<b>22</b>	<b>36</b>	<b>58</b>	<b>0</b>	<b>2</b>	<b>2</b>	<b>60</b>

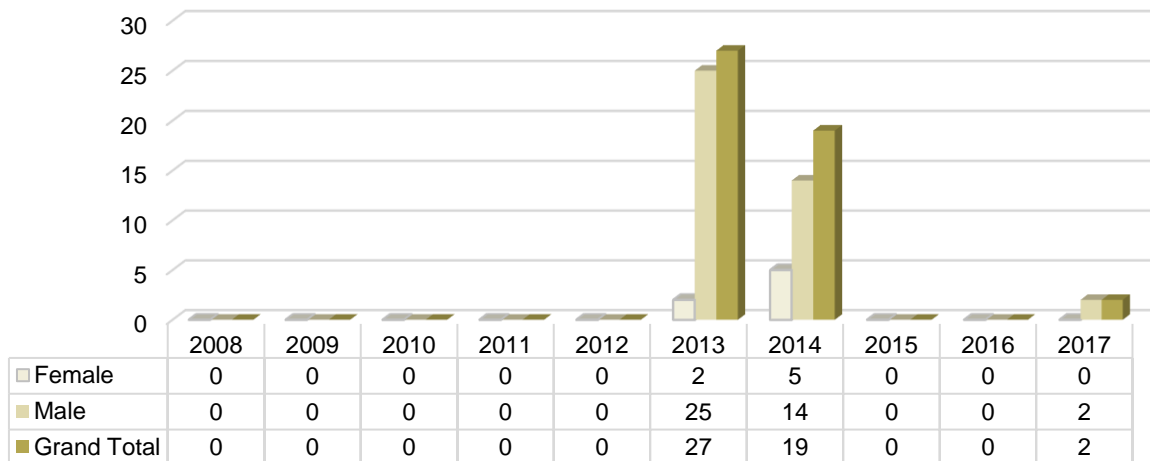
### Kiribati Graduates by Year and Gender



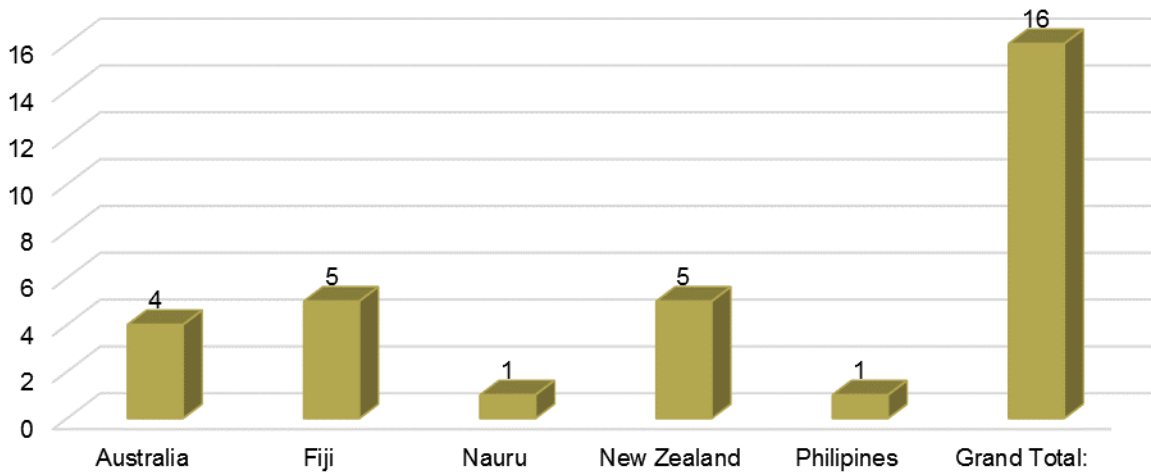
### DFAT Subsidised Kiribati Graduates by Year and Gender



### Non-DFAT Subsidised Kiribati Graduates by Year and Gender



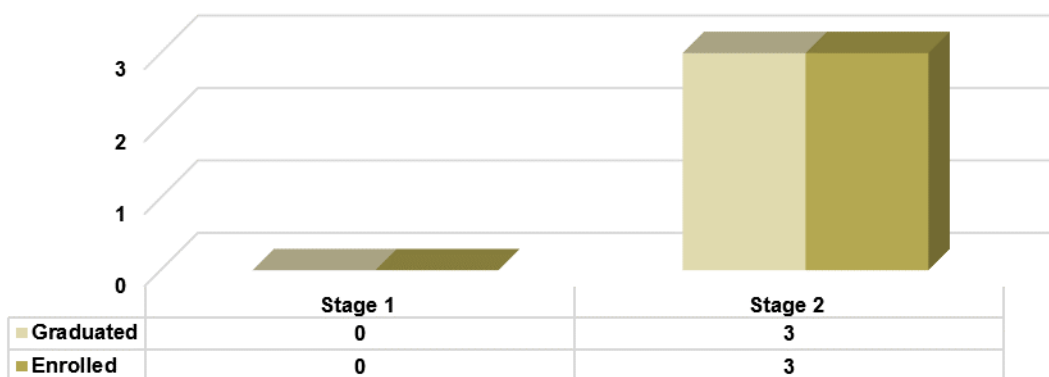
### Migration Country - Kiribati Citizens



### Migrations 2007 to date - Kiribati Citizens by Course

APTC Course	Total
Certificate III in Carpentry	2
Certificate III in Commercial Cookery	2
Certificate III in Engineering - Mechanical Trade (Fitting and Machining)	1
Certificate III in Hospitality	5
Certificate III in III in Light Vehicle Mechanical Technology	1
Certificate III in Tourism	1
Certificate IV in Hospitality	1
Certificate IV in Training and Assessment	3
Certificate IV in Youth Work	1
<b>Grand Total:</b>	<b>17</b>
<b>Stage 2 Total:</b>	<b>10</b>
<b>Stage 1 Total:</b>	<b>7</b>
<b>Total for Both Stages:</b>	<b>17</b>

### Kiribati Special Needs Enrolments/Graduates by Stage



### Non-Completions Kiribati - 2007 to Date

Course	Funding Source				Total
	DFAT Subsidised		Non-subsidised		
	Female	Male	Female	Male	
Certificate III in Air-conditioning and Refrigeration	0	1			1
Certificate III in Carpentry	1	2			3
Certificate III in Commercial Cookery	1	1			2
Certificate III in Early Childhood Education and Care	1	0			1
Certificate III in Electrotechnology Electrician	0	5			5
Certificate III in Home and Community Care/Certificate III in Aged Care	1	0			1
Certificate III in Hospitality	5	1			6
Certificate III in Individual Support	1	0			1
Certificate III in Light Vehicle Mechanical Technology	0	3	0	1	4
Certificate III in Painting and Decorating	2	1			3
Certificate III in Wall and Floor Tiling	1	0			1
Certificate IV in Training and Assessment	1	4	3	10	18
Certificate IV in Youth Work	1	0			1
<b>Grand Total:</b>	<b>15</b>	<b>18</b>	<b>3</b>	<b>11</b>	<b>47</b>
<b>Stage 2 Total:</b>	<b>9</b>	<b>11</b>	<b>3</b>	<b>10</b>	<b>33</b>
<b>Stage 1 Total:</b>	<b>6</b>	<b>7</b>	<b>0</b>	<b>1</b>	<b>14</b>

**Total for Both Stages:            15      18            3      11      47**

### Cumulative Deferrals Kiribati - 2007 to Date

Course	Female	Male	Total
Certificate III in Commercial Cookery	0	1	1
Certificate III in Electrotechnology Electrician	0	2	2
Certificate III in Painting and Decorating	1	0	1
Certificate III in Plumbing	0	1	1
Certificate IV in Youth Work	1	0	1
<b>Grand Total:</b>	<b>2</b>	<b>4</b>	<b>6</b>
<b>Stage 2 Total:</b>	<b>2</b>	<b>4</b>	<b>6</b>
<b>Stage 1 Total:</b>	<b>0</b>	<b>0</b>	<b>0</b>

**Total for Both Stages:            2            4            6**



### Cumulative Applications Marshall Islands - 2007 to Date

Course	Funding Source						Total
	DFAT Subsidised		Total	Non-subsidised		Total	
	Female	Male		Female	Male		
Certificate III in Air-Conditioning and Refrigeration	0	8	8			0	8
Certificate III in Carpentry	0	4	4			0	4
Certificate III in Commercial Cookery	1	0	1			0	1
Certificate III in Community Services Work	1	2	3			0	3
Certificate III in Disability	1	0	1			0	1
Certificate III in Early Childhood Education and Care	0	1	1			0	1
Certificate III in Electrotechnology Electrician	0	6	6			0	6
Certificate III in Engineering – Fabrication Trade	0	3	3			0	3
Certificate III in Engineering – Mechanical Trade (Diesel Fitting)	0	2	2			0	2
Certificate III in Hospitality	2	3	5			0	5
Certificate III in Light Vehicle Mechanical Technology	0	11	11			0	11
Certificate III in Tourism	2	8	10			0	10
Certificate III in Wall and Floor Tiling	0	1	1			0	1
Certificate IV in Hospitality	0	1	1			0	1
Certificate IV in Training and Assessment	8	9	17	1	0	1	18
Certificate IV in Youth Work	0	2	2			0	2
Diploma in Community Services Work	8	6	14			0	14
<b>Grand Total:</b>	<b>23</b>	<b>67</b>	<b>90</b>	<b>1</b>	<b>0</b>	<b>1</b>	<b>91</b>

<b>Stage 2 Total:</b>	<b>5</b>	<b>33</b>	<b>38</b>	<b>1</b>	<b>0</b>	<b>1</b>	<b>39</b>
<b>Stage 1 Total:</b>	<b>18</b>	<b>34</b>	<b>52</b>	<b>0</b>	<b>0</b>	<b>0</b>	<b>52</b>
<b>Total for Both Stages:</b>	<b>23</b>	<b>67</b>	<b>90</b>	<b>1</b>	<b>0</b>	<b>1</b>	<b>91</b>

### Applications Marshall Islands - 2017

Course	Funding Source						Total
	DFAT Subsidised		Total	Non-subsidised		Total	
	Female	Male		Female	Male		
None			0			0	0
<b>Grand Total:</b>	<b>0</b>	<b>0</b>	<b>0</b>	<b>0</b>	<b>0</b>	<b>0</b>	<b>0</b>

### Cumulative Enrolments Marshall Islands - 2007 to Date

Course	Funding Source						Total
	DFAT Subsidised		Total	Non-subsidised		Total	
	Female	Male		Female	Male		
Certificate III in Air-Conditioning and Refrigeration	0	3	3			0	3
Certificate III in Carpentry	0	1	1			0	1
Certificate III in Disability	1	0	1			0	1
Certificate III in Electrotechnology Electrician	0	1	1			0	1
Certificate III in Engineering – Mechanical Trade (Diesel Fitting)	0	2	2			0	2
Certificate III in Hospitality	2	2	4			0	4
Certificate III in Light Vehicle Mechanical Technology	0	4	4			0	4
Certificate III in Tourism	0	1	1			0	1
Certificate IV in Training and Assessment	7	6	13	1	0	1	14
Certificate IV in Youth Work	2	3	5			0	5
Diploma of Community Services Work	4	4	8			0	8
<b>Grand Total:</b>	<b>16</b>	<b>27</b>	<b>43</b>	<b>1</b>	<b>0</b>	<b>1</b>	<b>44</b>
<b>Stage 2 Total:</b>	<b>6</b>	<b>17</b>	<b>23</b>	<b>0</b>	<b>0</b>	<b>0</b>	<b>23</b>
<b>Stage 1 Total:</b>	<b>10</b>	<b>10</b>	<b>20</b>	<b>1</b>	<b>0</b>	<b>1</b>	<b>21</b>
<b>Total for Both Stages:</b>	<b>16</b>	<b>27</b>	<b>43</b>	<b>1</b>	<b>0</b>	<b>1</b>	<b>44</b>

### Enrolments Marshall Islands - 2017 to Date

Course	Funding Source						Total
	DFAT Subsidised		Total	Non-subsidised		Total	
	Female	Male		Female	Male		
None			0			0	0
<b>Grand Total:</b>	<b>0</b>	<b>0</b>	<b>0</b>	<b>0</b>	<b>0</b>	<b>0</b>	<b>0</b>

### Cumulative Graduates Marshall Islands - 2007 to Date

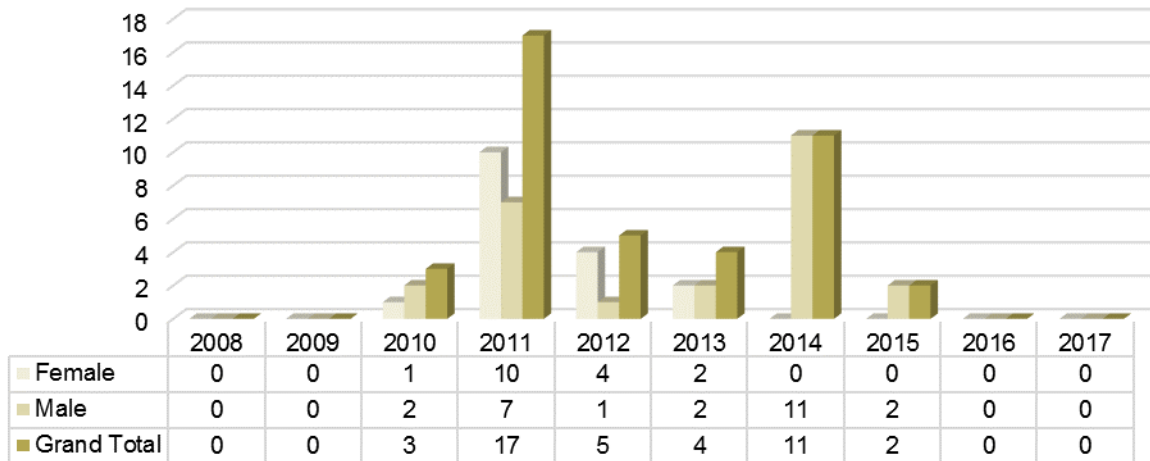
Course	Funding Source				Total
	DFAT Subsidised	Total	Non-subsidised	Total	

	Female	Male		Female	Male		
Certificate III in Air-Conditioning and Refrigeration	0	2	2			0	2
Certificate III in Carpentry	0	1	1			0	1
Certificate III in Disability	1	0	1			0	1
Certificate III in Electrotechnology Electrician	0	1	1			0	1
Certificate III in Engineering – Mechanical Trade (Diesel Fitting)	0	2	2			0	2
Certificate III in Hospitality	2	2	4			0	4
Certificate III in Light Vehicle Mechanical Technology	0	4	4			0	4
Certificate III in Tourism	0	1	1			0	1
Certificate IV in Training and Assessment	7	6	13	1	0	1	14
Certificate IV in Youth Work	2	3	5			0	5
Diploma of Community Services Work	4	3	7			0	7
<b>Grand Total:</b>	<b>16</b>	<b>25</b>	<b>41</b>	<b>1</b>	<b>0</b>	<b>1</b>	<b>42</b>
<b>Stage 2 Total:</b>	<b>13</b>	<b>22</b>	<b>35</b>	<b>1</b>	<b>0</b>	<b>1</b>	<b>36</b>
<b>Stage 1 Total:</b>	<b>3</b>	<b>3</b>	<b>6</b>	<b>0</b>	<b>0</b>	<b>0</b>	<b>6</b>
<b>Total for Both Stages:</b>	<b>16</b>	<b>25</b>	<b>41</b>	<b>1</b>	<b>0</b>	<b>1</b>	<b>42</b>

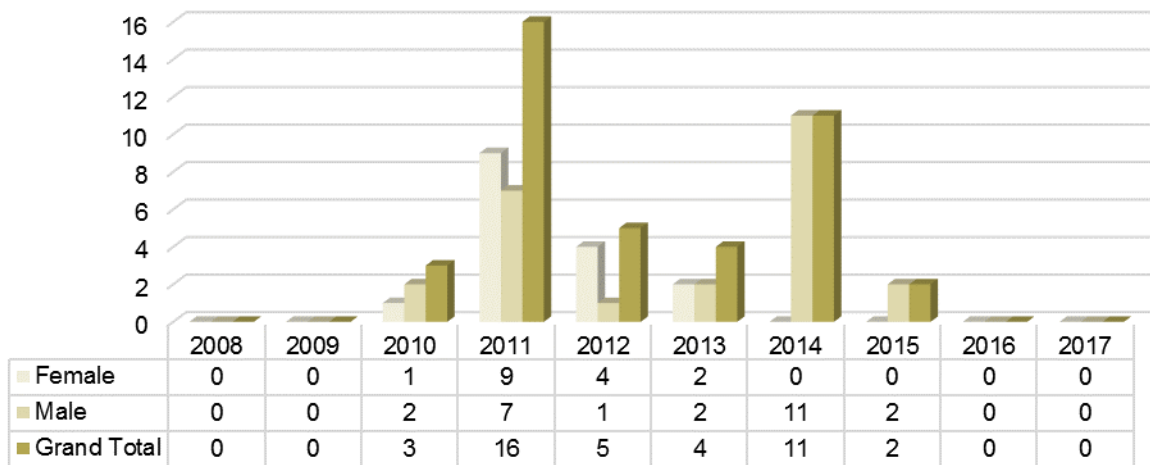
### Graduates Marshall Islands - 2017

Course	Funding Source						Total
	DFAT Subsidised		Total	Non-subsidised		Total	
	Female	Male		Female	Male		
None	0	0	0			0	0
<b>Grand Total:</b>	<b>0</b>	<b>0</b>	<b>0</b>	<b>0</b>	<b>0</b>	<b>0</b>	<b>0</b>

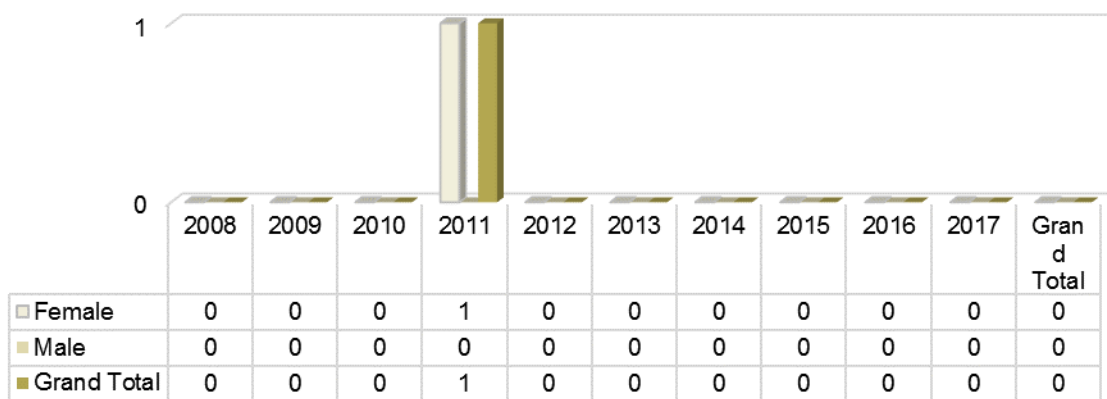
Marshall Islands Graduates by Year and Gender



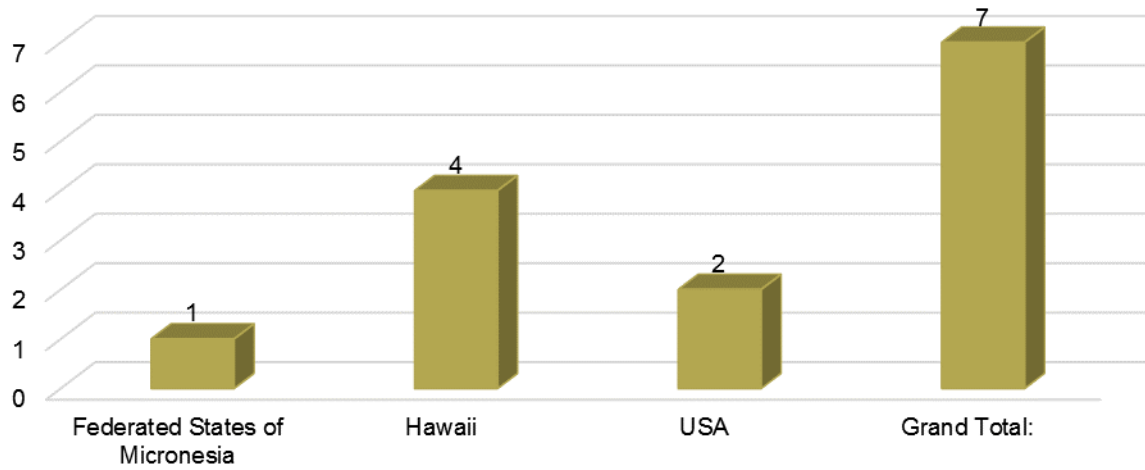
DFAT Subsidised Marshall Islands Graduates by Year and Gender



Non-DFAT Subsidised Marshall Islands Graduates by Year and Gender



### Migration Country - Marshall Islands




### Migrations 2007 to date - Marshall Islands Citizens by Course

APTC Course	Total
Certificate III in Disability	1
Certificate III in Hospitality	1
Certificate IV in Training and Assessment	3
Certificate IV in Youth Work	2
<b>Grand Total:</b>	<b>7</b>
<b>Stage 2 Total:</b>	<b>7</b>
<b>Stage 1 Total:</b>	<b>0</b>

**Total for Both Stages: | 7**

### Marshall Islands Special Needs Enrolments/Graduates by Stage



### Non-Completions Marshall Islands - 2007 to Date

Course	Funding Source				Total
	DFAT Subsidised		Non-subsidised		
	Female	Male	Female	Male	
Certificate III in Air-Conditioning and Refrigeration	0	1			1
Diploma of Community Services Work	0	1			1
<b>Grand Total:</b>	0	2	0	0	2
<b>Stage 2 Total:</b>	0	1	0	0	1
<b>Stage 1 Total:</b>	0	1	0	0	1
<b>Total for Both Stages:</b>	0	2	0	0	2

### Cumulative Deferrals Marshall Islands - 2007 to Date

Course	Female	Male	Total
None			0
<b>Grand Total:</b>	0	0	0
<b>Stage 2 Total:</b>	0	0	0
<b>Stage 1 Total:</b>	0	0	0
<b>Total for Both Stages:</b>	0	0	0

### Cumulative Applications Nauru - 2007 to Date

Course	Funding Source						Total
	DFAT Subsidised			Non-subsidised		Total	
	Female	Male	Total	Female	Male		
Certificate III in Air-Conditioning and Refrigeration	0	6	6			0	6
Certificate III in Carpentry	0	30	30			0	30
Certificate III in Commercial Cookery	2	4	6			0	6
Certificate III in Disability	1	1	2			0	2
Certificate III in Early Childhood Education and Care	8	2	10			0	10
Certificate III in Electrotechnology Electrician	0	40	40			0	40
Certificate III in Engineering – Fabrication Trade	0	24	24			0	24
Certificate III in Engineering – Mechanical Trade (Diesel Fitting)	0	15	15			0	15
Certificate III in Engineering – Mechanical Trade (Fitting & Machining)	0	9	9			0	9
Certificate III in Hairdressing	2	0	2				2
Certificate III in Hospitality	9	0	9			0	9
Certificate III in Individual Support	2	0	2			0	2
Certificate III in Light Vehicle Mechanical Technology	0	23	23			0	23
Certificate III in Patisserie	5	0	5			0	5
Certificate III in Painting and Decorating	2	0	2			0	2
Certificate III in Plumbing	0	4	4			0	4
Certificate III in Tourism	6	1	7			0	7
Certificate III in Wall and Floor Tiling	5	5	10			0	10
Certificate IV in Community Services	21	8	29			0	29
Certificate IV in Hospitality	4	0	4			0	4
Certificate IV in Leadership and Management	1	3	4			0	4
Certificate IV in Training and Assessment	10	7	17			0	17
Certificate IV in Youth Work	1	2	3			0	3
Diploma of Children's Services	6	0	6			0	6
Diploma in Community Services Work	11	3	14			0	14
Course Not Stated	2	0	2			0	2
<b>Grand Total:</b>	<b>98</b>	<b>187</b>	<b>285</b>	<b>0</b>	<b>0</b>	<b>0</b>	<b>285</b>
<b>Stage 2 Total:</b>	<b>38</b>	<b>84</b>	<b>122</b>	<b>0</b>	<b>0</b>	<b>0</b>	<b>122</b>
<b>Stage 1 Total:</b>	<b>60</b>	<b>103</b>	<b>163</b>	<b>0</b>	<b>0</b>	<b>0</b>	<b>163</b>
<b>Total for Both Stages:</b>	<b>98</b>	<b>187</b>	<b>285</b>	<b>0</b>	<b>0</b>	<b>0</b>	<b>285</b>

### Applications Nauru - 2017

Course	Funding Source						Total
	DFAT Subsidised			Non-subsidised		Total	
	Female	Male	Total	Female	Male		
Certificate III in Carpentry	0	3	3			0	3
Certificate III in Hospitality	1	0	1			0	1
Certificate IV in Community Services	6	2	8			0	8
<b>Grand Total:</b>	<b>7</b>	<b>5</b>	<b>12</b>	<b>0</b>	<b>0</b>	<b>0</b>	<b>12</b>

### Cumulative Enrolments Nauru - 2007 to Date

Course	Funding Source						Total
	DFAT Subsidised		Total	Non-subsidised		Total	
	Female	Male		Female	Male		
Certificate III in Air-Conditioning and Refrigeration	0	2	2			0	2
Certificate III in Carpentry	0	6	6			0	6
Certificate III in Commercial Cookery	0	2	2			0	2
Certificate III in Disability	2	0	2			0	2
Certificate III in Early Childhood Education and Care	4	0	4			0	4
Certificate III in Engineering – Fabrication Trade	0	7	7			0	7
Certificate III in Engineering – Mechanical Trade (Diesel Fitting)	0	4	4			0	4
Certificate III in Engineering – Mechanical Trade (Fitting & Machining)	0	2	2				2
Certificate III in Hospitality	3	0	3			0	3
Certificate III in Individual Support	1	0	1			0	1
Certificate III in Light Vehicle Mechanical Technology	0	7	7			0	7
Certificate III in Patisserie	3	0	3			0	3
Certificate III in Painting and Decorating	1	0	1			0	1
Certificate III in Plumbing	0	1	1			0	1
Certificate III in Tourism	1	0	1				1
Certificate III in Wall and Floor Tiling	2	0	2			0	2
Certificate IV in Community Services	18	6	24			0	24
Certificate IV in Hospitality	2	0	2			0	2
Certificate IV in Training and Assessment	8	7	15			0	15
Certificate IV in Youth Work	0	1	1			0	1
Diploma of Children's Services (Early Childhood Education and Care)	3	0	3			0	3
Diploma of Community Services Work	9	1	10				10
<b>Grand Total:</b>	<b>57</b>	<b>46</b>	<b>103</b>	<b>0</b>	<b>0</b>	<b>0</b>	<b>103</b>
<b>Stage 2 Total:</b>	<b>40</b>	<b>27</b>	<b>67</b>	<b>0</b>	<b>0</b>	<b>0</b>	<b>67</b>
<b>Stage 1 Total:</b>	<b>17</b>	<b>19</b>	<b>36</b>	<b>0</b>	<b>0</b>	<b>0</b>	<b>36</b>
<b>Total for Both Stages:</b>	<b>57</b>	<b>46</b>	<b>103</b>	<b>0</b>	<b>0</b>	<b>0</b>	<b>103</b>

### Enrolments Nauru - 2017

Course	Funding Source						Total
	DFAT Subsidised		Total	Non-subsidised		Total	
	Female	Male		Female	Male		
Certificate III in Carpentry	0	1	1			0	1
Certificate III in Engineering - Fabrication Trade	0	2	2			0	2
Certificate III in Engineering - Mechanical Trade (Fitting & Machining)	0	1	1			0	1
Certificate III in Individual Support	1	0	1			0	1
Certificate III in Light Vehicle Mechanical Technology	0	1	1			0	1
Certificate IV in Community Services	18	6	24			0	24
<b>Grand Total:</b>	<b>19</b>	<b>11</b>	<b>30</b>	<b>0</b>	<b>0</b>	<b>0</b>	<b>30</b>

### Cumulative Graduates Nauru - 2007 to Date

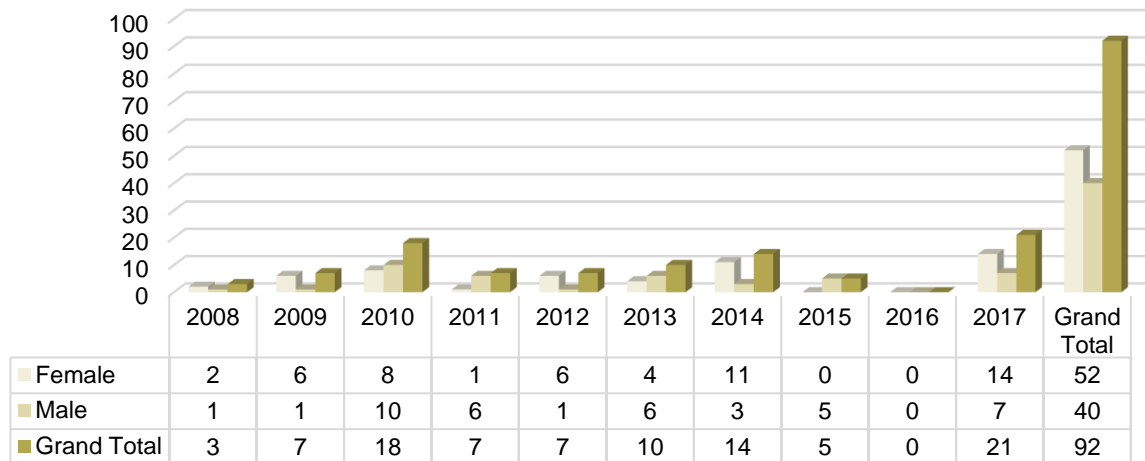
Course	Funding Source						Total
	DFAT Subsidised		Total	Non-subsidised		Total	
	Female	Male		Female	Male		
Certificate III in Air-Conditioning and Refrigeration	0	2	2			0	2
Certificate III in Carpentry	0	6	6			0	6
Certificate III in Commercial Cookery	0	2	2			0	2
Certificate III in Disability	2	0	2			0	2
Certificate III in Early Childhood Education and Care	4	0	4			0	4
Certificate III in Engineering – Fabrication Trade	0	6	6			0	6
Certificate III in Engineering – Mechanical Trade (Diesel Fitting)	0	4	4			0	4
Certificate III in Engineering – Mechanical Trade (Fitting & Machining)	0	2	2			0	2
Certificate III in Hospitality	3	0	3			0	3
Certificate III in Individual Support	1	0	1			0	1
Certificate III in Light Vehicle Mechanical Technology	0	5	5			0	5
Certificate III in Patisserie	3	0	3			0	3
Certificate III in Painting and Decorating	1	0	1			0	1
Certificate III in Plumbing	0	1	1			0	1
Certificate III in Tourism	1	0	1			0	1
Certificate III in Wall and Floor Tiling	2	0	2			0	2
Certificate IV in Community Services	13	3	16			0	16
Certificate IV in Hospitality	2	0	2			0	2
Certificate IV in Training and Assessment	8	7	15			0	15
Certificate IV in Youth Work	0	1	1			0	1
Diploma of Children's Services (Early Childhood Education and Care)	3	0	3			0	3
Diploma of Community Services Work	9	1	10			0	10
<b>Grand Total:</b>	<b>52</b>	<b>40</b>	<b>92</b>	<b>0</b>	<b>0</b>	<b>0</b>	<b>92</b>
<b>Stage 2 Total:</b>	<b>35</b>	<b>23</b>	<b>58</b>	<b>0</b>	<b>0</b>	<b>0</b>	<b>58</b>
<b>Stage 1 Total:</b>	<b>17</b>	<b>17</b>	<b>34</b>	<b>0</b>	<b>0</b>	<b>0</b>	<b>34</b>
<b>Total for Both Stages:</b>	<b>52</b>	<b>40</b>	<b>92</b>	<b>0</b>	<b>0</b>	<b>0</b>	<b>92</b>

### Graduates Nauru - 2017

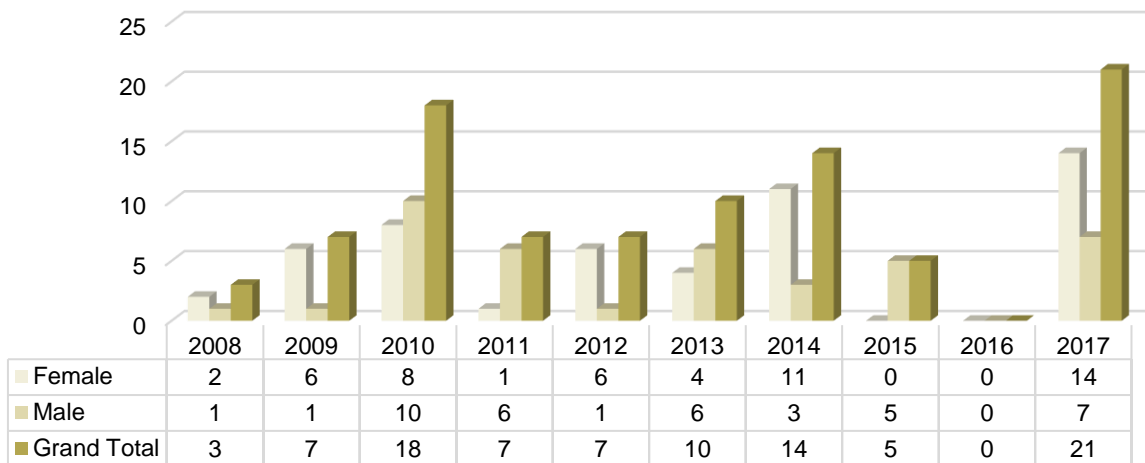
Course	Funding Source						Total
	DFAT Subsidised		Total	Non-subsidised		Total	
	Female	Male		Female	Male		
Certificate III in Carpentry	0	1	1			0	1
Certificate III in Engineering - Fabrication Trade	0	1	1			0	1
Certificate III in Engineering - Mechanical Trade (Fitting and Machining)	0	1	1			0	1
Certificate III in Individual Support (Ageing, Home and Community)	1	0	1			0	1
Certificate III in Light Vehicle Mechanical Technology	0	1	1			0	1
Certificate IV in Community Services	13	3	16			0	16
<b>Grand Total:</b>	<b>14</b>	<b>7</b>	<b>21</b>	<b>0</b>	<b>0</b>	<b>0</b>	<b>21</b>



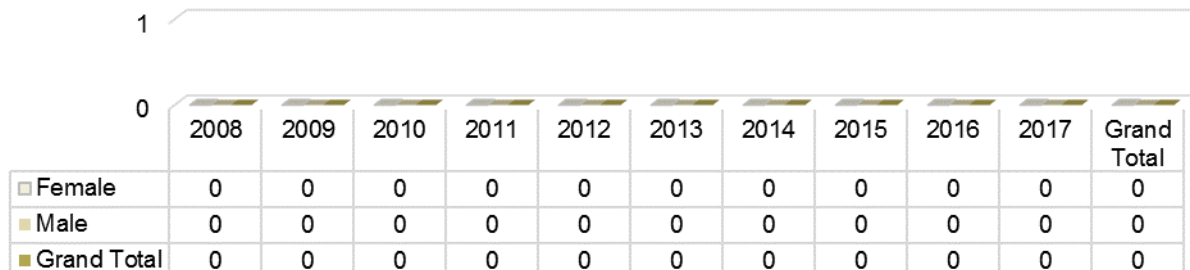
### Nauru Graduates by Year and Gender



### DFAT Subsidised Nauru Graduates by Year and Gender




### Non-DFAT Subsidised Nauru Graduates by Year and Gender



Migrations 2007 to date - Nauru Citizens	
APTC Course	Total
None	
<b>Grand Total:</b>	<b>0</b>
<b>Stage 2 Total:</b>	<b>0</b>
<b>Stage 1 Total:</b>	<b>0</b>
<b>Total for Both Stages:</b>	<b>0</b>

### Nauru Special Needs Enrolments/Graduates by Stage



Non-Completions Nauru - 2007 to Date					
Course	Funding Source				Total
	DFAT Subsidised		Non-subsidised		
	Female	Male	Female	Male	
Certificate III in Engineering - Fabrication Trade	0	1			1
Certificate III in Light Vehicle Mechanical Technology	0	2			2
Certificate IV in Community Services	5	3			8
<b>Grand Total:</b>	<b>5</b>	<b>6</b>	<b>0</b>	<b>0</b>	<b>11</b>
<b>Stage 2 Total:</b>	<b>5</b>	<b>6</b>	<b>0</b>	<b>0</b>	<b>11</b>
<b>Stage 1 Total:</b>	<b>0</b>	<b>0</b>	<b>0</b>	<b>0</b>	<b>0</b>
<b>Total for Both Stages:</b>	<b>5</b>	<b>6</b>	<b>0</b>	<b>0</b>	<b>11</b>

Cumulative Deferrals Nauru - 2007 to Date			
Course	Female	Male	Total
None			<b>0</b>
<b>Grand Total:</b>	<b>0</b>	<b>0</b>	<b>0</b>
<b>Stage 2 Total:</b>	<b>0</b>	<b>0</b>	<b>0</b>
<b>Stage 1 Total:</b>	<b>0</b>	<b>0</b>	<b>0</b>
<b>Total for Both Stages:</b>	<b>0</b>	<b>0</b>	<b>0</b>

### Cumulative Applications Niue - 2007 to Date

Course	Funding Source						Total
	DFAT Subsidised		Total	Non-subsidised		Total	
	Female	Male		Female	Male		
Certificate III in Air-Conditioning and Refrigeration	0	1	1			0	1
Certificate III in Carpentry	0	4	4			0	4
Certificate III in Commercial Cookery	3	2	5			0	5
Certificate III in Early Childhood Education and Care	2	0	2			0	2
Certificate III in Electrotechnology Electrician	0	4	4			0	4
Certificate III in Engineering – Fabrication Trade	0	2	2			0	2
Certificate III in Engineering – Mechanical Trade (Diesel Fitting)	0	5	5			0	5
Certificate III in Engineering – Mechanical Trade (Fitting & Machining)	0	1	1			0	1
Certificate III in Hospitality	1	0	1			0	1
Certificate III in Light Vehicle Mechanical Technology	0	1	1			0	1
Certificate III in Plumbing	0	7	7			0	7
Certificate III in Tourism	1	0	1			0	1
Certificate IV in Hospitality	1	0	1			0	1
Diploma in Children's Services	2	0	2			0	2
<b>Grand Total:</b>	<b>10</b>	<b>27</b>	<b>37</b>	<b>0</b>	<b>0</b>	<b>0</b>	<b>37</b>
<b>Stage 2 Total:</b>	<b>8</b>	<b>7</b>	<b>15</b>	<b>0</b>	<b>0</b>	<b>0</b>	<b>15</b>
<b>Stage 1 Total:</b>	<b>2</b>	<b>20</b>	<b>22</b>	<b>0</b>	<b>0</b>	<b>0</b>	<b>22</b>
<b>Total for Both Stages:</b>	<b>10</b>	<b>27</b>	<b>37</b>	<b>0</b>	<b>0</b>	<b>0</b>	<b>37</b>

### Applications Niue - 2017 to Date

Course	Funding Source						Total
	DFAT Subsidised		Total	Non-subsidised		Total	
	Female	Male		Female	Male		
None			0			0	0
<b>Grand Total:</b>	<b>0</b>	<b>0</b>	<b>0</b>	<b>0</b>	<b>0</b>	<b>0</b>	<b>0</b>

### Cumulative Enrolments Niue - 2007 to Date

Course	Funding Source						Total
	DFAT Subsidised		Total	Non-subsidised		Total	
	Female	Male		Female	Male		
Certificate III in Carpentry	0	1	1			0	1
Certificate III in Commercial Cookery	4	1	5			0	5
Certificate III in Early Childhood Education and Care	2	0	2			0	2
Certificate III in Electrotechnology Electrician	0	4	4			0	4
Certificate III in Engineering – Fabrication Trade	0	2	2			0	2
Certificate III in Engineering – Mechanical Trade (Diesel Fitting)	0	2	2			0	2
Certificate III in Light Vehicle Mechanical Technology	0	1	1			0	1
Certificate III in Plumbing	0	4	4			0	4
<b>Grand Total:</b>	<b>6</b>	<b>15</b>	<b>21</b>	<b>0</b>	<b>0</b>	<b>0</b>	<b>21</b>
<b>Stage 2 Total:</b>	<b>5</b>	<b>6</b>	<b>11</b>	<b>0</b>	<b>0</b>	<b>0</b>	<b>11</b>
<b>Stage 1 Total:</b>	<b>1</b>	<b>9</b>	<b>10</b>	<b>0</b>	<b>0</b>	<b>0</b>	<b>10</b>
<b>Total for Both Stages:</b>	<b>6</b>	<b>15</b>	<b>21</b>	<b>0</b>	<b>0</b>	<b>0</b>	<b>21</b>

### Enrolments Niue - 2017

Course	Funding Source						Total
	DFAT Subsidised		Total	Non-subsidised		Total	
	Female	Male		Female	Male		
None			0			0	0
<b>Grand Total:</b>	<b>0</b>	<b>0</b>	<b>0</b>	<b>0</b>	<b>0</b>	<b>0</b>	<b>0</b>

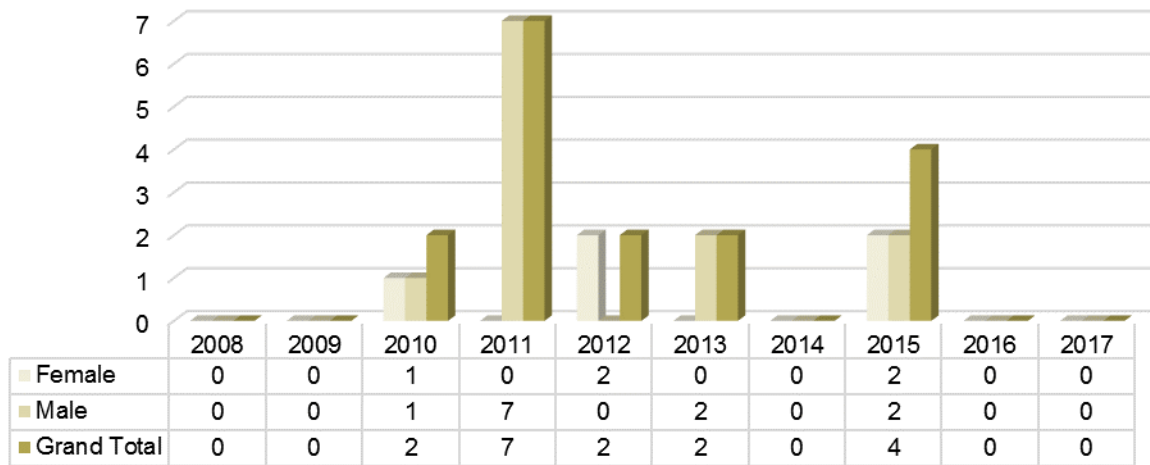
### Cumulative Graduates Niue - 2007 to Date

Course	Funding Source						Total
	DFAT Subsidised		Total	Non-subsidised		Total	
	Female	Male		Female	Male		
Certificate III in Carpentry	0	1	1			0	1
Certificate III in Commercial Cookery	3	1	4			0	4
Certificate III in Early Childhood Education and Care	2	0	2			0	2
Certificate III in Electrotechnology Electrician	0	1	1			0	1
Certificate III in Engineering – Fabrication Trade	0	2	2			0	2
Certificate III in Engineering – Mechanical Trade (Diesel Fitting)	0	2	2			0	2
Certificate III in Light Vehicle Mechanical Technology	0	1	1			0	1
Certificate III in Plumbing	0	4	4			0	4
<b>Grand Total:</b>	<b>5</b>	<b>12</b>	<b>17</b>	<b>0</b>	<b>0</b>	<b>0</b>	<b>17</b>
<b>Stage 2 Total:</b>	<b>4</b>	<b>4</b>	<b>8</b>	<b>0</b>	<b>0</b>	<b>0</b>	<b>8</b>
<b>Stage 1 Total:</b>	<b>1</b>	<b>8</b>	<b>9</b>	<b>0</b>	<b>0</b>	<b>0</b>	<b>9</b>
<b>Total for Both Stages:</b>	<b>5</b>	<b>12</b>	<b>17</b>	<b>0</b>	<b>0</b>	<b>0</b>	<b>17</b>

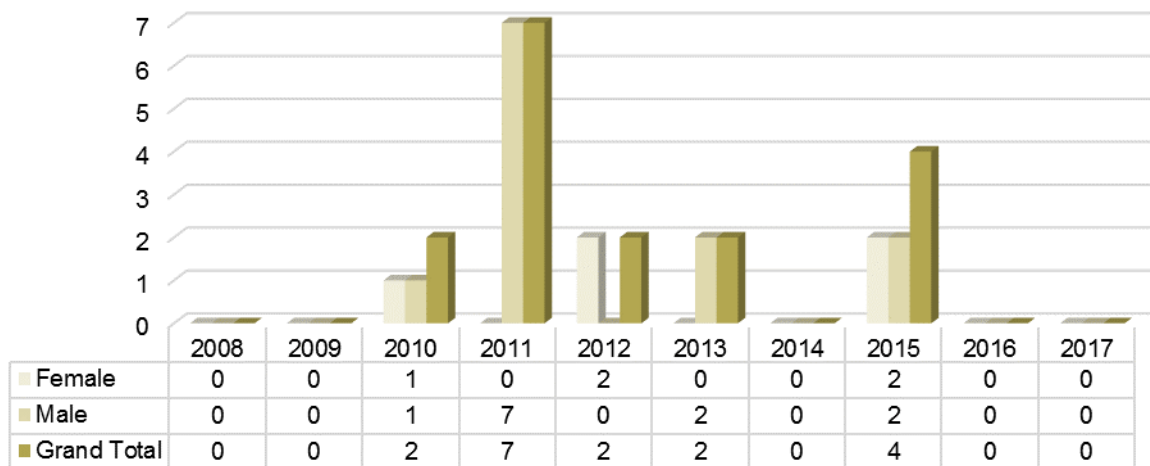
### Graduates Niue - 2017 to Date

Course	Funding Source						Total
	DFAT Subsidised		Total	Non-subsidised		Total	
	Female	Male		Female	Male		
None	0	0	0			0	0
<b>Grand Total:</b>	<b>0</b>	<b>0</b>	<b>0</b>	<b>0</b>	<b>0</b>	<b>0</b>	<b>0</b>

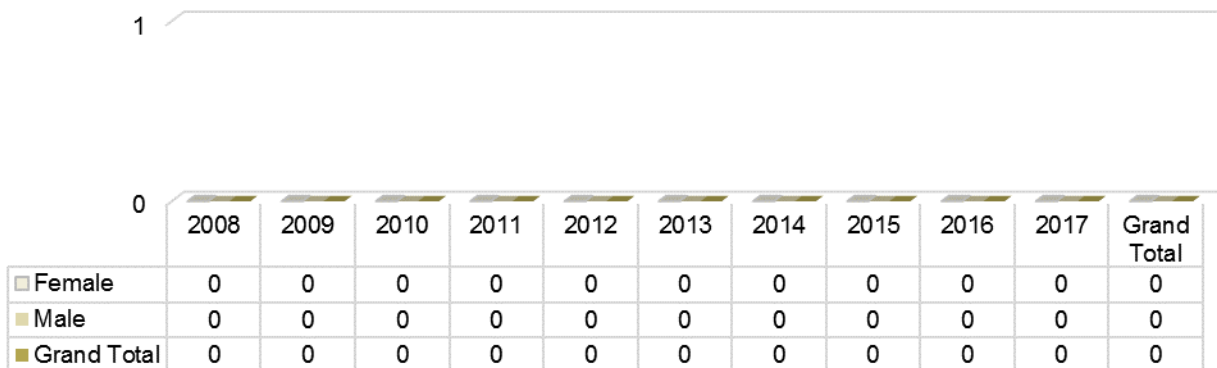
Niue Graduates by Year and Gender



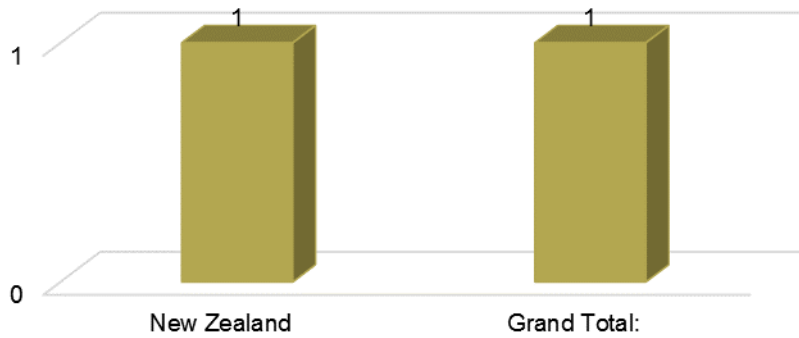
DFAT Subsidised Niue Graduates by Year and Gender



Non-DFAT Subsidised Niue Graduates by Year and Gender




### Migration Country - Niue Citizens



Migrations 2007 to date - Niue Citizens by Course	
APTC Course	Total
Certificate III in Commercial Cookery	1
<b>Grand Total:</b>	<b>1</b>
<b>Stage 2 Total:</b>	<b>1</b>
<b>Stage 1 Total:</b>	<b>0</b>
<b>Total for Both Stages:</b>	<b>1</b>

### Niue Special Needs Enrolments/Graduates by Stage



Non-Completions Niue - 2007 to Date					
Course	Funding Source				Total
	DFAT Subsidised		Non-subsidised		
	Female	Male	Female	Male	
Certificate III in Commercial Cookery	1	0			1
Certificate III in Electrotechnology Electrician	0	3			3
<b>Grand Total:</b>	<b>1</b>	<b>3</b>	<b>0</b>	<b>0</b>	<b>4</b>
<b>Stage 2 Total:</b>	<b>1</b>	<b>2</b>	<b>0</b>	<b>0</b>	<b>3</b>
<b>Stage 1 Total:</b>	<b>0</b>	<b>1</b>	<b>0</b>	<b>0</b>	<b>1</b>
<b>Total for Both Stages:</b>	<b>1</b>	<b>3</b>	<b>0</b>	<b>0</b>	<b>4</b>

Cumulative Deferrals Niue - 2007 to Date			
Course	Female	Male	Total
None			0
<b>Grand Total:</b>	<b>0</b>	<b>0</b>	<b>0</b>
<b>Stage 2 Total:</b>	<b>0</b>	<b>0</b>	<b>0</b>
<b>Stage 1 Total:</b>	<b>0</b>	<b>0</b>	<b>0</b>
<b>Total for Both Stages:</b>	<b>0</b>	<b>0</b>	<b>0</b>

### Cumulative Applications Palau - 2007 to Date

Course	Funding Source						Total
	DFAT Subsidised		Total	Non-subsidised		Total	
	Female	Male		Female	Male		
Certificate III in Air-Conditioning and Refrigeration	0	2	2			0	2
Certificate III in Engineering – Mechanical Trade (Diesel Fitting)	0	1	1			0	1
Certificate III in Hairdressing	1	0	1			0	1
Certificate III in Hospitality	1	2	3			0	3
Certificate III in Hospitality (Lodge)	3	0	3	12	6	18	21
Certificate III in Tourism	1	2	3			0	3
Certificate IV in Hospitality	2	0	2			0	2
Diploma in Community Services Work	2	0	2			0	2
Diploma of Hospitality	2	4	6			0	6
Course Not Stated	1	0	1			0	1
<b>Grand Total:</b>	<b>13</b>	<b>11</b>	<b>24</b>	<b>12</b>	<b>6</b>	<b>18</b>	<b>42</b>
<b>Stage 2 Total:</b>	<b>5</b>	<b>7</b>	<b>12</b>	<b>12</b>	<b>6</b>	<b>18</b>	<b>30</b>
<b>Stage 1 Total:</b>	<b>8</b>	<b>4</b>	<b>12</b>	<b>0</b>	<b>0</b>	<b>0</b>	<b>12</b>
<b>Total for Both Stages:</b>	<b>13</b>	<b>11</b>	<b>24</b>	<b>12</b>	<b>6</b>	<b>18</b>	<b>42</b>

### Applications Palau - 2017

Course	Funding Source						Total
	DFAT Subsidised		Total	Non-subsidised		Total	
	Female	Male		Female	Male		
Certificate III in Engineering – Mechanical Trade (Diesel Fitting)	0	1	1			0	1
<b>Grand Total:</b>	<b>0</b>	<b>1</b>	<b>1</b>	<b>0</b>	<b>0</b>	<b>0</b>	<b>1</b>

### Cumulative Enrolments Palau - 2007 to Date

Course	Funding Source						Total
	DFAT Subsidised		Total	Non-subsidised		Total	
	Female	Male		Female	Male		
Certificate III in Air-Conditioning and Refrigeration	0	1	1			0	1
Certificate III in Hospitality	1	0	1	11	6	17	18
Certificate III in Tourism	1	1	2			0	2
Certificate IV in Hospitality	1	1	2			0	2
Diploma of Community Services Work	2	0	2			0	2
Diploma of Hospitality	2	4	6			0	6
<b>Grand Total:</b>	<b>7</b>	<b>7</b>	<b>14</b>	<b>11</b>	<b>6</b>	<b>17</b>	<b>31</b>
<b>Stage 2 Total:</b>	<b>3</b>	<b>5</b>	<b>8</b>	<b>11</b>	<b>6</b>	<b>17</b>	<b>25</b>
<b>Stage 1 Total:</b>	<b>4</b>	<b>2</b>	<b>6</b>	<b>0</b>	<b>0</b>	<b>0</b>	<b>6</b>
<b>Total for Both Stages:</b>	<b>7</b>	<b>7</b>	<b>14</b>	<b>11</b>	<b>6</b>	<b>17</b>	<b>31</b>

### Enrolments Palau - 2017

Course	Funding Source						Total
	DFAT Subsidised		Total	Non-subsidised		Total	
	Female	Male		Female	Male		
None			0			0	0
<b>Grand Total:</b>	<b>0</b>	<b>0</b>	<b>0</b>	<b>0</b>	<b>0</b>	<b>0</b>	<b>0</b>

### Cumulative Graduates Palau - 2007 to Date

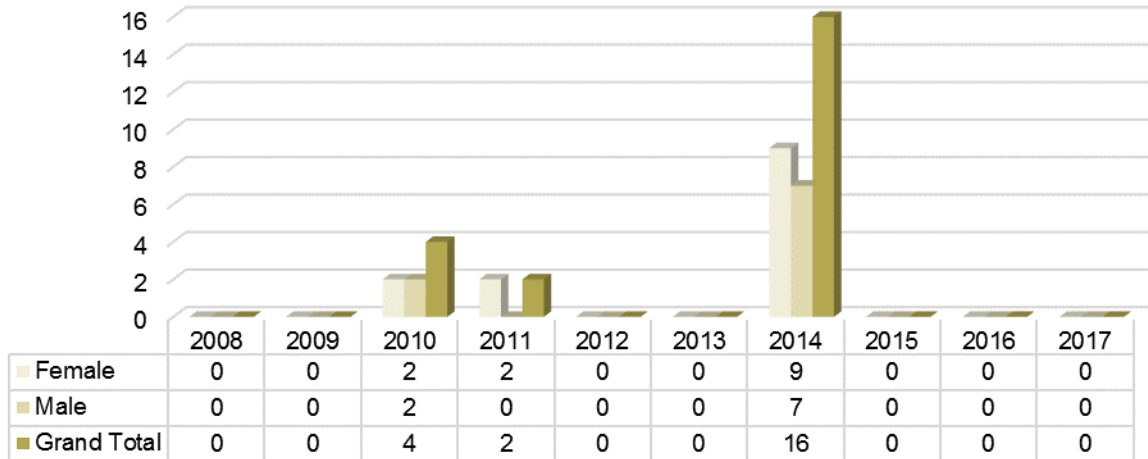
Course	Funding Source						Total
	DFAT Subsidised		Total	Non-subsidised		Total	
	Female	Male		Female	Male		
Certificate III in Hospitality	1	0	1	6	3	9	10
Certificate III in Tourism	1	1	2			0	2
Certificate IV in Hospitality	1	1	2			0	2
Diploma of Community Services Work	2	0	2			0	2
Diploma of Hospitality	2	4	6			0	6
<b>Grand Total:</b>	<b>7</b>	<b>6</b>	<b>13</b>	<b>6</b>	<b>3</b>	<b>9</b>	<b>22</b>
<b>Stage 2 Total:</b>	<b>3</b>	<b>4</b>	<b>7</b>	<b>6</b>	<b>3</b>	<b>9</b>	<b>16</b>
<b>Stage 1 Total:</b>	<b>4</b>	<b>2</b>	<b>6</b>	<b>0</b>	<b>0</b>	<b>0</b>	<b>6</b>
<b>Total for Both Stages:</b>	<b>7</b>	<b>6</b>	<b>13</b>	<b>6</b>	<b>3</b>	<b>9</b>	<b>22</b>

### Graduates Palau - 2017

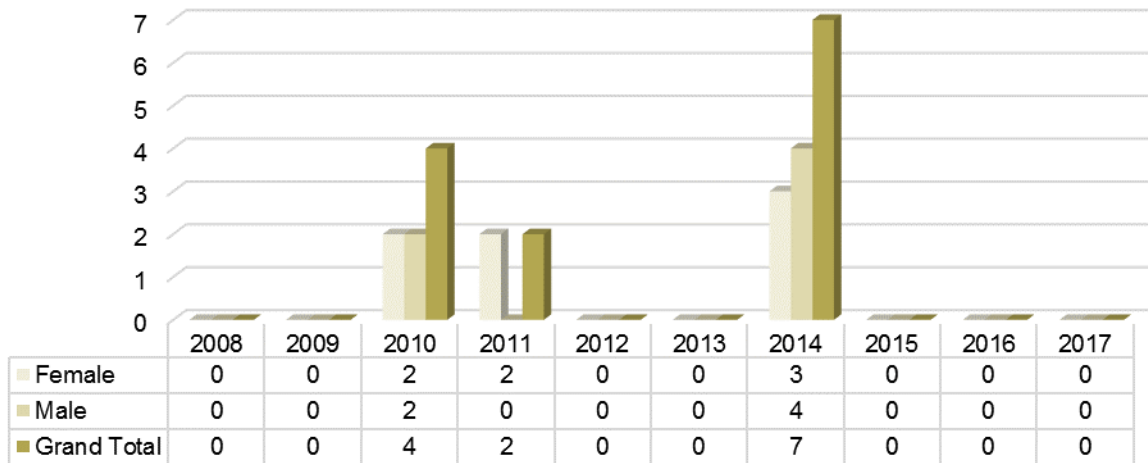
Course	Funding Source						Total
	DFAT Subsidised		Total	Non-subsidised		Total	
	Female	Male		Female	Male		
None			0			0	0
<b>Grand Total:</b>	<b>0</b>	<b>0</b>	<b>0</b>	<b>0</b>	<b>0</b>	<b>0</b>	<b>0</b>



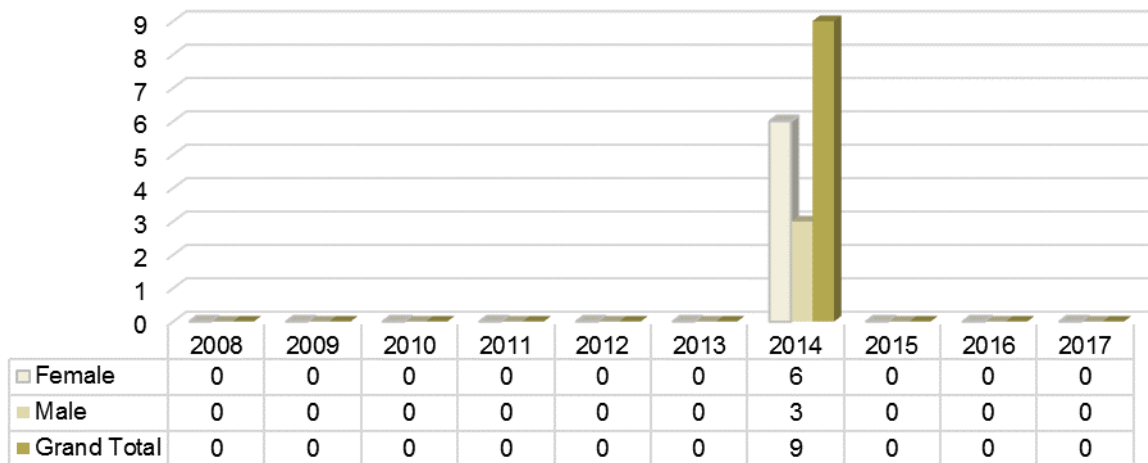
### Palau Graduates by Year and Gender



### DFAT Subsidised Palau Graduates by Year and Gender




### Non-DFAT Subsidised Palau Graduates by Year and Gender



### Migrations 2007 to date - Palau Citizens

Destination Country	Total
Nil	0
<b>Total for Both Stages:</b>	
	0

### Special Needs Palau Enrolments/Graduates by Stage



### Non-Completions Palau - 2007 to Date

Course	Funding Source				Total
	DFAT Subsidised		Non-subsidised		
	Female	Male	Female	Male	
Certificate III in Air-Conditioning and Refrigeration	0	1			1
Certificate III in Hospitality			5	3	8
<b>Grand Total:</b>	0	1	5	3	9
<b>Stage 2 Total:</b>	0	1	5	3	9
<b>Stage 1 Total:</b>	0	0	0	0	0
<b>Total for Both Stages:</b>	0	1	5	3	9

### Cumulative Deferrals Palau - 2007 to Date

Course	Female	Male	Total
Nil			0
<b>Total for Both Stages:</b>			
	0	0	0

### Cumulative Applications Tonga - 2007 to Date

Course	Funding Source						Total
	DFAT Subsidised		Total	Non-subsidised		Total	
	Female	Male		Female	Male		
Certificate III in Air-conditioning and Refrigeration	0	18	18			0	18
Certificate III in Allied Health Assistance / Certificate III in Health Services Assistance	4	0	4			0	4
Certificate III in Applied Fashion Design and Technology	1	2	3			0	3
Certificate III in Carpentry	2	56	58	0	1	1	59
Certificate III in Commercial Cookery	82	67	149			0	149
Certificate III in Community Services Work	5	0	5			0	5
Certificate III in Disability	8	2	10			0	10
Certificate III in Early Childhood Education and Care	56	3	59			0	59
Certificate III in Electrotechnology Electrician	5	45	50			0	50
Certificate III in Engineering – Fabrication Trade	0	48	48			0	48
Certificate III in Engineering – Mechanical Trade (Diesel Fitting)	0	22	22			0	22
Certificate III in Engineering – Mechanical Trade (Fitting & Machining)	0	19	19			0	19
Certificate III in Hairdressing	15	10	25			0	25
Certificate III in Home and Community Care / Certificate III in Aged Care	21	8	29			0	29
Certificate III in Hospitality	61	9	70			0	70
Certificate III in Hospitality (Catering Operations)	0	1	1			0	1
Certificate III in Hospitality (Lodge)	4	3	7			0	7
Certificate III in Individual Support	2	0	2			0	2
Certificate III in Light Vehicle Mechanical Technology	1	60	61	0	2	2	63
Certificate III in Painting and Decorating	1	6	7			0	7
Certificate III in Patisserie	13	5	18			0	18
Certificate III in Plumbing	0	27	27			0	27
Certificate III in Tourism	83	12	95			0	95
Certificate III in Wall and Floor Tiling	0	13	13			0	13
Certificate IV in Community Development	1	0	1			0	1
Certificate IV in Disability	2	0	2			0	2
Certificate IV in Hospitality	3	1	4			0	4
Certificate IV Training and Assessment	37	44	81	30	37	67	148
Certificate IV in Youth Work	2	2	4			0	4
Diploma of Children's Services	17	0	17			0	17
Diploma of Community Services Work	25	4	29			0	29
Course Not Stated	3	2	5			0	5
<b>Grand Total:</b>	<b>454</b>	<b>489</b>	<b>943</b>	<b>30</b>	<b>40</b>	<b>70</b>	<b>1013</b>

<b>Stage 2 Total:</b>	<b>161</b>	<b>267</b>	<b>428</b>	<b>28</b>	<b>37</b>	<b>65</b>	<b>493</b>
<b>Stage 1 Total:</b>	<b>293</b>	<b>222</b>	<b>515</b>	<b>2</b>	<b>3</b>	<b>5</b>	<b>520</b>

<b>Total for Both Stages</b>	<b>454</b>	<b>489</b>	<b>943</b>	<b>30</b>	<b>40</b>	<b>70</b>	<b>1013</b>
------------------------------	------------	------------	------------	-----------	-----------	-----------	-------------

### Applications Tonga - 2017

Course	Funding Source						Total
	DFAT Subsidised		Total	Non-subsidised		Total	
	Female	Male		Female	Male		
Certificate III in Air-conditioning and Refrigeration	0	1	1			0	1
Certificate III in Applied Fashion Design and Technology	1	2	3			0	3
Certificate III in Carpentry	0	5	5			0	5
Certificate III in Commercial Cookery	0	1	1			0	1
Certificate III in Early Childhood Education and Care	1	0	1			0	1
Certificate III in Electrotechnology Electrician	1	8	9			0	9
Certificate III in Engineering – Fabrication Trade	0	9	9			0	9
Certificate III in Engineering – Mechanical Trade (Fitting & Machining)	0	2	2			0	2
Certificate III in Hospitality	2	0	2			0	2
Certificate III in Individual Support	2	0	2			0	2
Certificate III in Light Vehicle Mechanical Technology	0	5	5			0	5
Certificate III in Painting and Decorating	0	1	1			0	1
Certificate III in Plumbing	0	6	6			0	6
Certificate III in Tourism	2	0	2			0	2
Certificate IV in Training and Assessment	11	10	21	3	3	6	27
<b>Grand Total:</b>	<b>20</b>	<b>50</b>	<b>70</b>	<b>3</b>	<b>3</b>	<b>6</b>	<b>76</b>

### Cumulative Enrolments Tonga - 2007 to Date

Course	Funding Source						Total
	DFAT Subsidised		Total	Non-subsidised		Total	
	Female	Male		Female	Male		
Certificate III in Air-conditioning and Refrigeration	0	13	13			0	13
Certificate III in Carpentry	0	23	23	0	1	1	24
Certificate III in Commercial Cookery	34	27	61			0	61
Certificate III in Community Services Work	2	0	2			0	2
Certificate III in Disability	5	1	6			0	6
Certificate III in Early Childhood Education and Care	32	0	32			0	32
Certificate III in Electrotechnology Electrician	3	9	12			0	12
Certificate III in Engineering – Fabrication Trade	0	26	26			0	26
Certificate III in Engineering – Mechanical Trade (Diesel Fitting)	0	11	11			0	11
Certificate III in Engineering – Mechanical Trade (Fitting & Machining)	0	5	5			0	5
Certificate III in Hairdressing	7	3	10			0	10
Certificate III in Home and Community Care / Certificate III in Aged Care	16	4	20			0	20
Certificate III in Hospitality	28	5	33			0	33
Certificate III in Hospitality (Lodge)	1	0	1			0	1
Certificate III in Light Vehicle Mechanical Technology	0	23	23	0	2	2	25
Certificate III in Painting and Decorating	0	3	3			0	3
Certificate III in Patisserie	0	1	1			0	1
Certificate III in Plumbing	0	9	9			0	9
Certificate III in Tourism	39	9	48			0	48
Certificate III in Wall and Floor Tiling	0	8	8			0	8
Certificate IV in Hospitality	1	0	1			0	1
Certificate IV in Training and Assessment	24	19	43	41	54	95	138
Certificate IV in Youth Work	2	2	4			0	4
Diploma of Children's Services (Early Childhood Education and Care)	7	0	7			0	7
Diploma of Community Services Work	3	0	3			0	3
<b>Grand Total:</b>	<b>204</b>	<b>201</b>	<b>405</b>	<b>41</b>	<b>57</b>	<b>98</b>	<b>503</b>

<b>Stage 2 Total:</b>	<b>92</b>	<b>136</b>	<b>228</b>	<b>38</b>	<b>54</b>	<b>92</b>	<b>320</b>
<b>Stage 1 Total:</b>	<b>112</b>	<b>65</b>	<b>177</b>	<b>3</b>	<b>3</b>	<b>6</b>	<b>183</b>

<b>Total for Both Stages:</b>	<b>204</b>	<b>201</b>	<b>405</b>	<b>41</b>	<b>57</b>	<b>98</b>	<b>503</b>
-------------------------------	------------	------------	------------	-----------	-----------	-----------	------------

### Enrolments Tonga - 2017

Course	Funding Source						Total
	DFAT Subsidised		Total	Non-subsidised		Total	
	Female	Male		Female	Male		
Certificate III in Air-conditioning and Refrigeration	0	2	2			0	2
Certificate III in Carpentry	0	4	4	0	1	1	5
Certificate III in Commercial Cookery	1	0	1			0	1
Certificate III in Early Childhood Education and Care	1	0	1			0	1
Certificate III in Electrotechnology Electrician	0	1	1			0	1
Certificate III in Engineering – Fabrication Trade	0	1	1			0	1
Certificate III in Engineering - Mechanical Trade (Diesel Fitting)	0	3	3			0	3
Certificate III in Engineering – Mechanical Trade (Fitting & Machining)	0	2	2			0	2
Certificate III in Light Vehicle Mechanical Technology			0	0	2	2	2
Certificate III in Plumbing	0	2	2			0	2
Certificate III in Tourism	1	0	1			0	1
Certificate III in Wall and Floor Tiling	0	1	1			0	1
Certificate IV in Training and Assessment	10	8	18	2	1	3	21
<b>Grand Total:</b>	<b>13</b>	<b>24</b>	<b>37</b>	<b>2</b>	<b>4</b>	<b>6</b>	<b>43</b>

### Cumulative Graduates Tonga - 2007 to Date

Course	Funding Source						Total
	DFAT Subsidised		Total	Non-subsidised		Total	
	Female	Male		Female	Male		
Certificate III in Air-conditioning and Refrigeration	0	13	13			0	13
Certificate III in Carpentry	0	23	23	0	1	1	24
Certificate III in Commercial Cookery	34	26	60			0	60
Certificate III in Community Services Work	2	0	2			0	2
Certificate III in Disability	5	1	6			0	6
Certificate III in Early Childhood Education and Care	31	0	31			0	31
Certificate III in Electrotechnology Electrician	3	7	10			0	10
Certificate III in Engineering – Fabrication Trade	0	26	26			0	26
Certificate III in Engineering – Mechanical Trade (Diesel Fitting)	0	11	11			0	11
Certificate III in Engineering – Mechanical Trade (Fitting & Machining)	0	5	5			0	5
Certificate III in Hairdressing	7	3	10			0	10
Certificate III in Home and Community Care / Certificate III in Aged Care	16	4	20			0	20
Certificate III in Hospitality	26	5	31			0	31
Certificate III in Hospitality (Lodge)	1	0	1			0	1
Certificate III in Light Vehicle Mechanical Technology	0	21	21	0	2	2	23
Certificate III in Painting and Decorating	0	3	3			0	3
Certificate III in Patisserie	0	1	1			0	1
Certificate III in Plumbing	0	8	8			0	8
Certificate III in Tourism	39	9	48			0	48
Certificate III in Wall and Floor Tiling	0	8	8			0	8
Certificate IV in Hospitality	1	0	1			0	1
Certificate IV in Training and Assessment	11	7	18	35	47	82	100
Certificate IV in Youth Work	1	2	3			0	3
Diploma of Children's Services (Early Childhood Education and Care)	7	0	7			0	7
Diploma of Community Services Work	3	0	3			0	3
<b>Grand Total:</b>	<b>187</b>	<b>183</b>	<b>370</b>	<b>35</b>	<b>50</b>	<b>85</b>	<b>455</b>

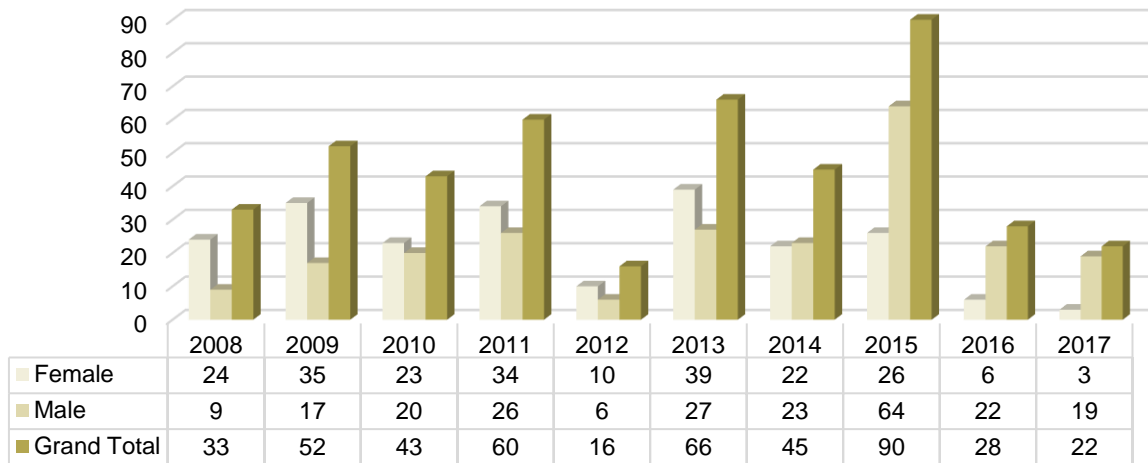
<b>Stage 2 Total:</b>	<b>80</b>	<b>125</b>	<b>205</b>	<b>33</b>	<b>48</b>	<b>81</b>	<b>286</b>
<b>Stage 1 Total:</b>	<b>107</b>	<b>58</b>	<b>165</b>	<b>2</b>	<b>2</b>	<b>4</b>	<b>169</b>

Total for Both Stages: | 187 | 183 | 370 | 35 | 50 | 85 | 455

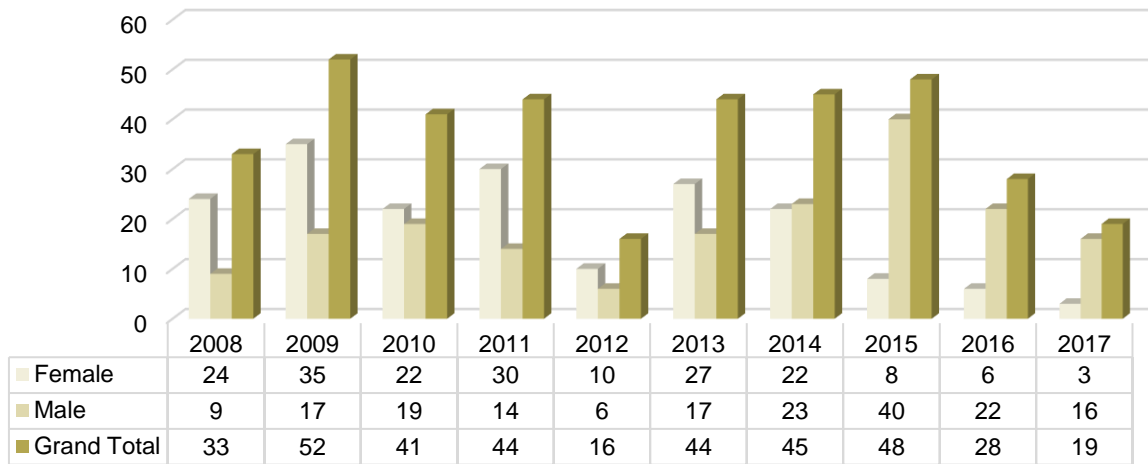
### Graduates Tonga - 2017

Course	Funding Source						Total
	DFAT Subsidised		Total	Non-subsidised		Total	
	Female	Male		Female	Male		
Certificate III in Air-Conditioning and Refrigeration	0	2	2			0	2
Certificate III in Carpentry	0	4	4	0	1	1	5
Certificate III in Commercial Cookery	1	0	1			0	1
Certificate III in Early Childhood Education and Care	1	0	1			0	1
Certificate III in Electrotechnology Electrician	0	1	1			0	1
Certificate III in Engineering - Fabrication Trade	0	1	1			0	1
Certificate III in Engineering - Mechanical Trade (Diesel Fitting)	0	3	3			0	3
Certificate III in Engineering - Mechanical Trade (Fitting and Machining)	0	2	2			0	2
Certificate III in Light Vehicle Mechanical Technology			0	0	2	2	2
Certificate III in Plumbing	0	2	2			0	2
Certificate III in Tourism	1	0	1			0	1
Certificate III in Wall and Floor Tiling	0	1	1			0	1
<b>Grand Total:</b>	<b>3</b>	<b>16</b>	<b>19</b>	<b>0</b>	<b>3</b>	<b>3</b>	<b>22</b>

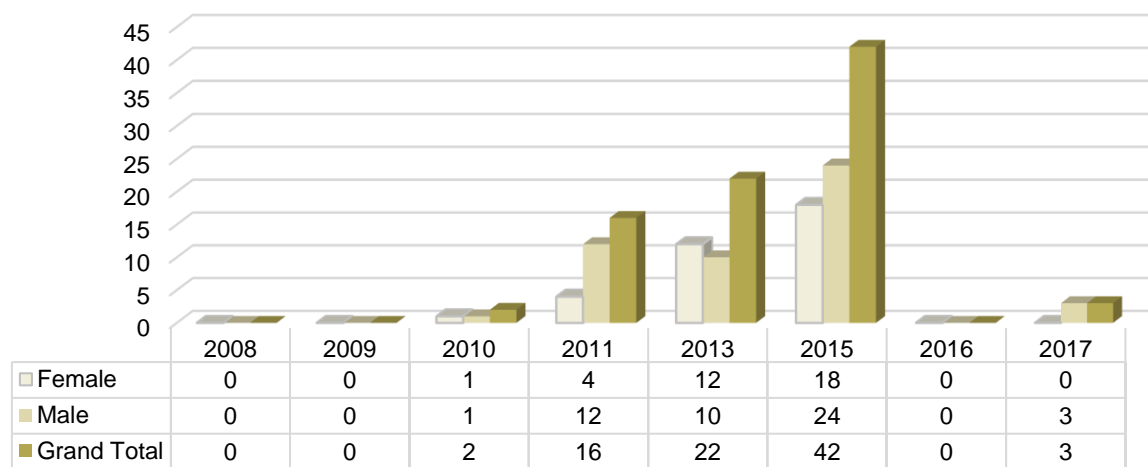
### Tonga Graduates by Year and Gender



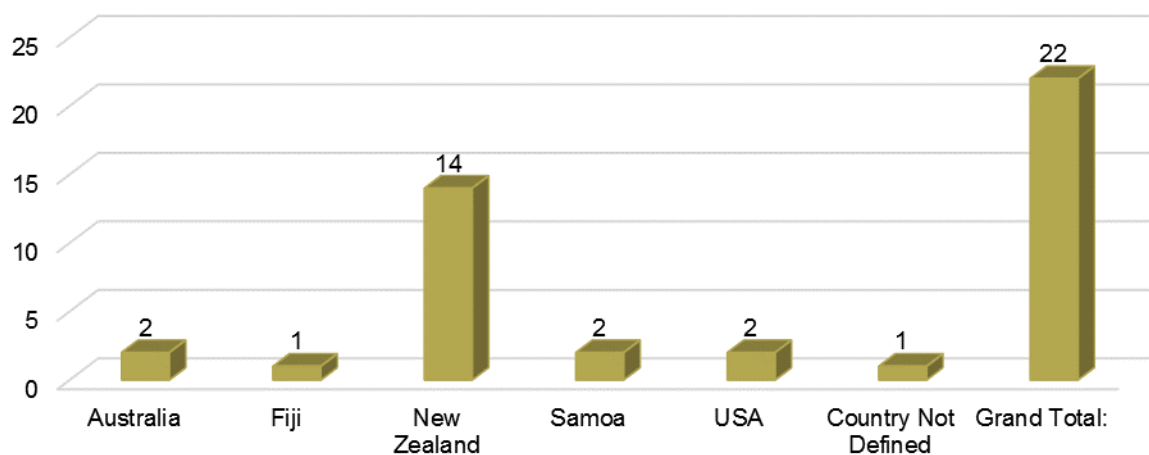
### DFAT Subsidised Tonga Graduates by Year and Gender



### Non-DFAT Subsidised Tonga Graduates by Year and Gender




### Migration Country - Tonga Citizens



### Migrations 2007 to date - Tonga Citizens by Course

APTC Course	Total
Certificate III in Carpentry	1
Certificate III in Commercial Cookery	1
Certificate III in Early Childhood Education and Care	1
Certificate III in Electrotechnology Electrician	1
Certificate III in Engineering - Fabrication Trade	2
Certificate III in Hairdressing	3
Certificate III in Hospitality	1
Certificate III in Light Vehicle Mechanical Technology	1
Certificate IV in Training and Assessment	11
Diploma of Children's Services (Early Childhood Education and Care)	1
<b>Grand Total:</b>	<b>23</b>
<b>Stage 2 Total:</b>	<b>10</b>
<b>Stage 1 Total:</b>	<b>13</b>
<b>Total for Both Stages:</b>	<b>23</b>

### Special Needs Tonga Enrolments/Graduates by Stage



### Non-Completions Tonga - 2007 to Date

Course	Funding Source				Total
	DFAT Subsidised		Non-subsidised		
	Female	Male	Female	Male	
Certificate III in Commercial Cookery	0	1			1
Certificate III in Early Childhood Education and Care	1	0			1
Certificate III in Electrotechnology Electrician	0	2			2
Certificate III in Hospitality	2	0			2
Certificate III in Plumbing	0	1			1
Certificate IV in Light Vehicle Mechanical Technology	0	2			2
Certificate IV in Training and Assessment	3	4	4	6	17
Certificate IV in Youth Work	1	0			1
<b>Grand Total:</b>	<b>7</b>	<b>10</b>	<b>4</b>	<b>6</b>	<b>27</b>
<b>Stage 2 Total:</b>	<b>3</b>	<b>5</b>	<b>3</b>	<b>5</b>	<b>16</b>
<b>Stage 1 Total:</b>	<b>4</b>	<b>5</b>	<b>1</b>	<b>1</b>	<b>11</b>
<b>Total for Both Stages:</b>	<b>7</b>	<b>10</b>	<b>4</b>	<b>6</b>	<b>27</b>

### Cumulative Deferrals Tonga - 2007 to Date

Course	Female	Male	Total
Certificate III in Allied Health Assistance / Certificate III in Health Services Assistance	1	0	1
Certificate III in Disability	1	0	1
<b>Grand Total:</b>	<b>2</b>	<b>0</b>	<b>2</b>
<b>Stage 2 Total:</b>	<b>2</b>	<b>0</b>	<b>2</b>
<b>Stage 1 Total:</b>	<b>0</b>	<b>0</b>	<b>0</b>
<b>Total for Both Stages:</b>	<b>2</b>	<b>0</b>	<b>2</b>



### Cumulative Applications Tuvalu - 2007 to Date

Course	Funding Source						Total
	DFAT Subsidised		Total	Non-subsidised		Total	
	Female	Male		Female	Male		
Certificate III in Air-Conditioning and Refrigeration	0	13	13			0	13
Certificate III in Carpentry	0	22	22			0	22
Certificate III in Commercial Cookery	9	9	18			0	18
Certificate III in Community Services Work	10	1	11			0	11
Certificate III in Disability	4	2	6			0	6
Certificate III in Early Childhood Education and Care	54	0	54			0	54
Certificate III in Electrotechnology Electrician	1	14	15			0	15
Certificate III in Engineering – Fabrication Trade	0	2	2			0	2
Certificate III in Engineering – Mechanical Trade (Diesel Fitting)	0	2	2			0	2
Certificate III in Engineering – Mechanical Trade (Fitting & Machining)	0	2	2			0	2
Certificate III in Home and Community Care / Certificate III in Aged Care	4	0	4			0	4
Certificate III in Hospitality	15	2	17			0	17
Certificate III in Hospitality (Lodge)	3	0	3			0	3
Certificate III in Individual Support	2	0	2			0	2
Certificate III in Light Vehicle Mechanical Technology	0	26	26			0	26
Certificate III in Patisserie	6	3	9			0	9
Certificate III in Painting and Decorating	1	9	10			0	10
Certificate III in Plumbing	0	13	13			0	13
Certificate III in Tourism	3	1	4			0	4
Certificate III in Wall and Floor Tiling	4	3	7			0	7
Certificate IV in Community Development	0	1	1			0	1
Certificate IV in Disability	4	0	4			0	4
Certificate IV in Hospitality	3	0	3			0	3
Certificate IV in Leadership and Management			0	1	0	1	1
Certificate IV in Training and Assessment	11	17	28			0	28
Certificate IV in Youth Work	10	4	14			0	14
Diploma of Children's Services	7	0	7			0	7
Diploma of Community Services Work	5	0	5			0	5
Course Not Stated	2	0	2			0	2
<b>Grand Total:</b>	<b>158</b>	<b>146</b>	<b>304</b>	<b>1</b>	<b>0</b>	<b>1</b>	<b>305</b>
<b>Stage 2 Total:</b>	<b>93</b>	<b>95</b>	<b>188</b>	<b>0</b>	<b>0</b>	<b>0</b>	<b>188</b>
<b>Stage 1 Total:</b>	<b>65</b>	<b>51</b>	<b>116</b>	<b>1</b>	<b>0</b>	<b>1</b>	<b>117</b>
<b>Total for Both Stages:</b>	<b>158</b>	<b>146</b>	<b>304</b>	<b>1</b>	<b>0</b>	<b>1</b>	<b>305</b>

### Applications Tuvalu - 2017

Course	Funding Source						Total
	DFAT Subsidised		Total	Non-subsidised		Total	
	Female	Male		Female	Male		
Certificate III in Carpentry	0	2	2			0	2
<b>Grand Total:</b>	<b>0</b>	<b>2</b>	<b>2</b>	<b>0</b>	<b>0</b>	<b>0</b>	<b>2</b>

### Cumulative Enrolments Tuvalu - 2007 to Date

Course	Funding Source						Total
	DFAT Subsidised		Total	Non-subsidised		Total	
	Female	Male		Female	Male		
Certificate III in Air-Conditioning and Refrigeration	0	3	3			0	3
Certificate III in Carpentry	0	4	4			0	4
Certificate III in Commercial Cookery	2	6	8			0	8
Certificate III in Community Services Work	3	1	4			0	4
Certificate III in Disability	1	1	2			0	2
Certificate III in Early Childhood Education and Care	29	0	29			0	29
Certificate III in Electrotechnology Electrician	0	4	4			0	4
Certificate III in Engineering – Fabrication Trade	0	1	1			0	1
Certificate III in Engineering – Mechanical Trade (Diesel Fitting)	0	2	2			0	2
Certificate III in Home and Community Care / Certificate III in Aged Care	3	0	3			0	3
Certificate III in Hospitality	7	3	10			0	10
Certificate III in Hospitality (Lodge)	1	0	1			0	1
Certificate III in Light Vehicle Mechanical Technology	0	8	8			0	8
Certificate III in Patisserie	4	1	5			0	5
Certificate III in Painting and Decorating	0	2	2			0	2
Certificate III in Plumbing	0	1	1			0	1
Certificate III in Wall and Floor Tiling	3	1	4			0	4
Certificate IV in Disability	4	0	4			0	4
Certificate IV in Hospitality	1	0	1			0	1
Certificate IV in Leadership and Management			0	1	0	1	1
Certificate IV in Training and Assessment	0	3	3			0	3
Certificate IV in Youth Work	4	2	6	1	0	1	7
Diploma of Children's Services (Early Childhood Education and Care)	1	0	1			0	1
<b>Grand Total:</b>	<b>63</b>	<b>43</b>	<b>106</b>	<b>2</b>	<b>0</b>	<b>2</b>	<b>108</b>
<b>Stage 2 Total:</b>	<b>45</b>	<b>32</b>	<b>77</b>	<b>2</b>	<b>0</b>	<b>2</b>	<b>79</b>
<b>Stage 1 Total:</b>	<b>18</b>	<b>11</b>	<b>28</b>	<b>0</b>	<b>0</b>	<b>0</b>	<b>29</b>
<b>Total for Both Stages:</b>	<b>63</b>	<b>43</b>	<b>1069</b>	<b>2</b>	<b>0</b>	<b>2</b>	<b>108</b>

### Enrolments Tuvalu - 2017 to Date

Course	Funding Source						Total
	DFAT Subsidised		Total	Non-subsidised		Total	
	Female	Male		Female	Male		
Certificate III in Air-Conditioning and Refrigeration	0	2	2			0	2
Certificate III in Early Childhood Education and Care	2	0	2			0	2
Certificate III in Hospitality	1	1	2			0	2
Certificate IV in Disability	2	0	2			0	2
Certificate IV in Youth Work	1	0	1	1	0	1	2
<b>Grand Total:</b>	<b>6</b>	<b>3</b>	<b>9</b>	<b>1</b>	<b>0</b>	<b>1</b>	<b>10</b>

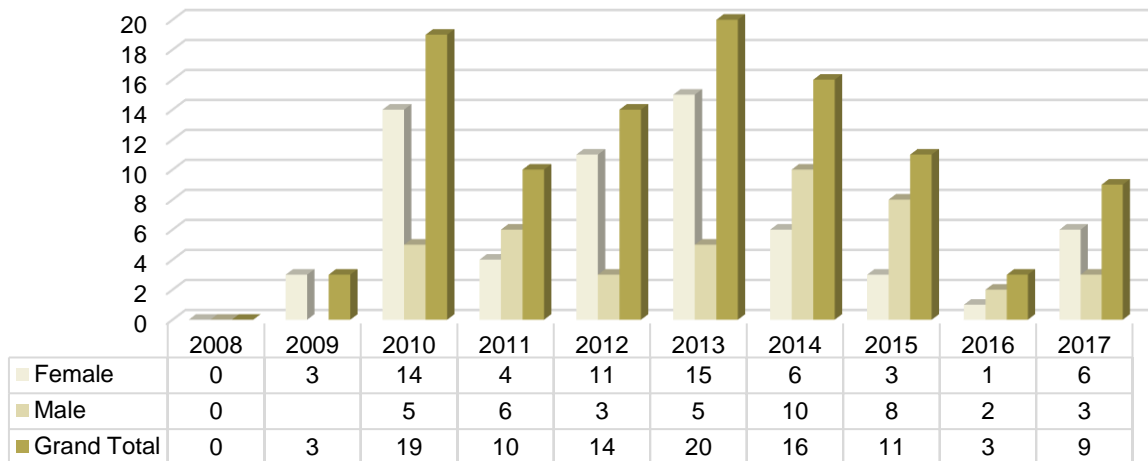
### Cumulative Graduates Tuvalu - 2007 to Date

Course	Funding Source						Total
	DFAT Subsidised		Total	Non-subsidised		Total	
	Female	Male		Female	Male		
Certificate III in Air-Conditioning and Refrigeration	0	3	3			0	3
Certificate III in Carpentry	0	4	4			0	4
Certificate III in Commercial Cookery	2	6	8			0	8
Certificate III in Community Services Work	3	1	4			0	4
Certificate III in Disability	1	1	2			0	2
Certificate III in Early Childhood Education and Care	28	0	28			0	28
Certificate III in Electrotechnology Electrician	0	4	4			0	4
Certificate III in Engineering – Fabrication Trade	0	1	1			0	1
Certificate III in Engineering – Mechanical Trade (Diesel Fitting)	0	2	2			0	2
Certificate III in Home and Community Care / Certificate III in Aged Care	3	0	3			0	3
Certificate III in Hospitality	7	2	9			0	9
Certificate III in Hospitality (Lodge)	1	0	1			0	1
Certificate III in Light Vehicle Mechanical Technology	0	8	8			0	8
Certificate III in Painting and Decorating	0	2	2			0	2
Certificate III in Patisserie	4	1	5			0	5
Certificate III in Plumbing	0	1	1				1
Certificate III in Wall and Floor Tiling	2	1	3			0	3
Certificate IV in Disability	4	0	4			0	4
Certificate IV in Hospitality	1	0	1			0	1
Certificate IV in Leadership and Management			0	1	0	1	1
Certificate IV in Training and Assessment	0	3	3			0	3
Certificate IV in Youth Work	4	2	6	1	0	1	7
Diploma of Children's Services (Early Childhood Education and Care)	1	0	1			0	1
<b>Grand Total:</b>	<b>61</b>	<b>42</b>	<b>103</b>	<b>2</b>	<b>0</b>	<b>2</b>	<b>105</b>
<b>Stage 2 Total:</b>	<b>44</b>	<b>33</b>	<b>77</b>	<b>2</b>	<b>0</b>	<b>2</b>	<b>79</b>
<b>Stage 1 Total:</b>	<b>17</b>	<b>9</b>	<b>26</b>	<b>0</b>	<b>0</b>	<b>0</b>	<b>26</b>
<b>Total for Both Stages:</b>	<b>61</b>	<b>42</b>	<b>103</b>	<b>2</b>	<b>0</b>	<b>2</b>	<b>105</b>

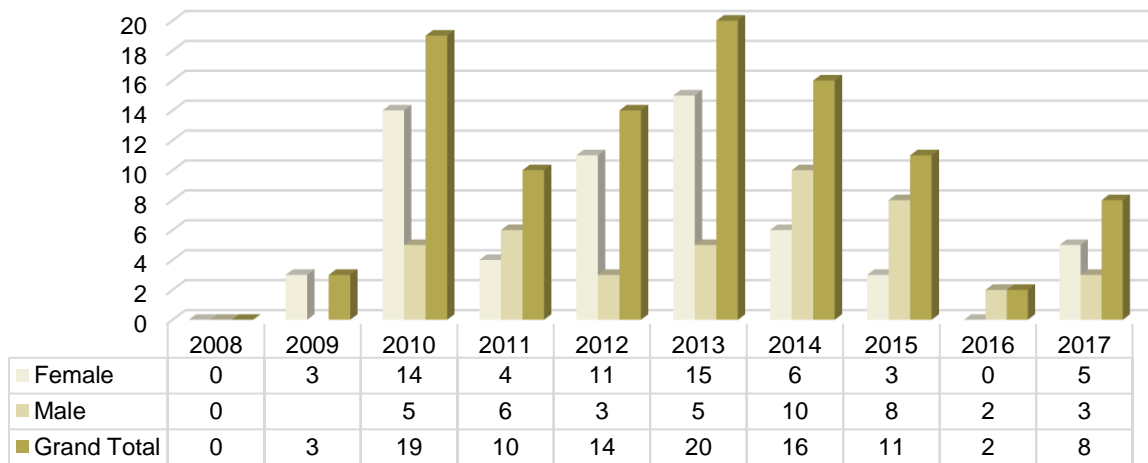
### Graduates Tuvalu - 2017

Course	Funding Source						Total
	DFAT Subsidised		Total	Non-subsidised		Total	
	Female	Male		Female	Male		
Certificate III in Air-Conditioning and Refrigeration	0	2	2			0	2
Certificate III in Early Childhood Education and Care	2	0	2			0	2
Certificate III in Hospitality	1	1	2			0	2
Certificate IV in Disability	2	0	2			0	2
Certificate IV in Youth Work				1	0	1	1
<b>Grand Total:</b>	<b>5</b>	<b>3</b>	<b>8</b>	<b>1</b>	<b>0</b>	<b>1</b>	<b>9</b>

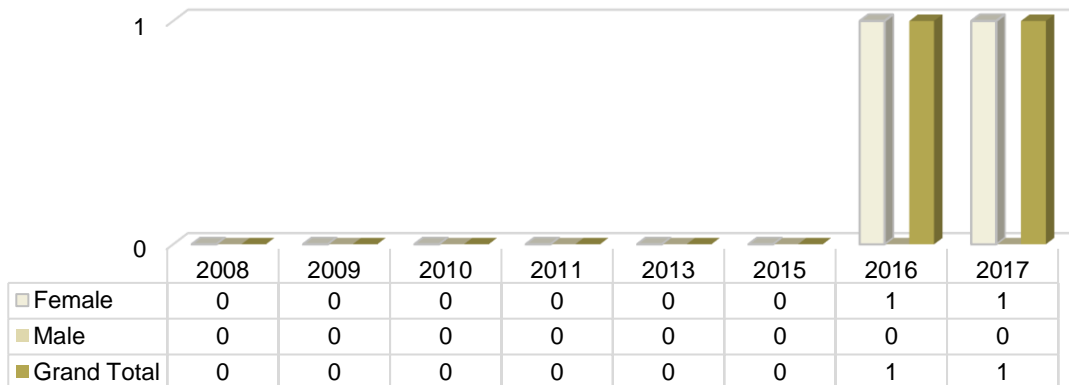
Tuvalu Graduates by Year and Gender



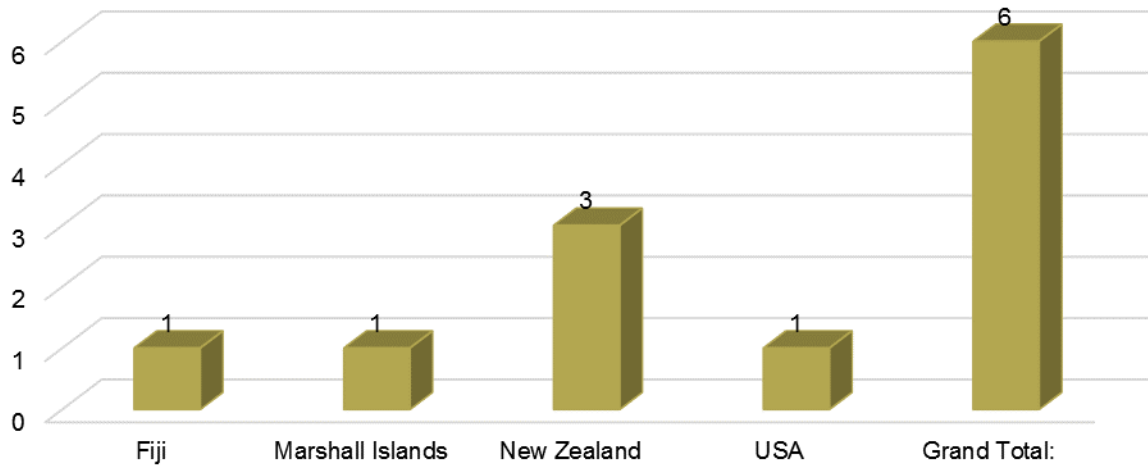
DFAT Subsidised Tuvalu Graduates by Year and Gender



Non-DFAT Subsidised Tuvalu Graduates by Year and Gender



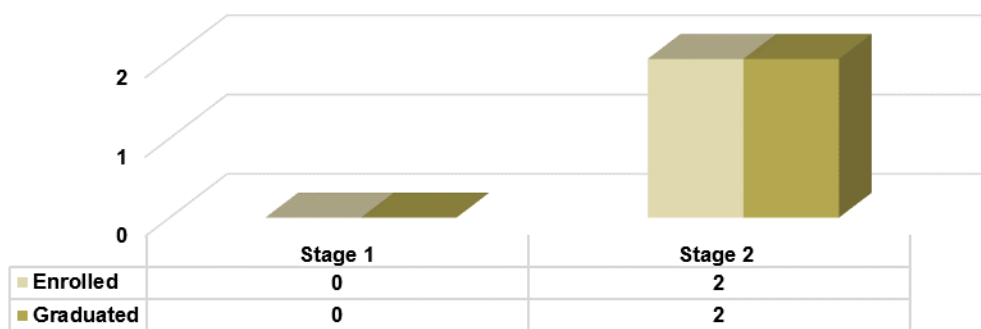
### Migration Country - Tuvalu Citizens



### Migrations 2007 to date - Tuvalu Citizens by Course

APTC Course	Total
Certificate III in Commercial Cookery	1
Certificate III in Home and Community Care/Certificate III in Aged Care	1
Certificate III in Patisserie	1
Certificate III in Painting and Decorating	1
Certificate IV in Training and Assessment	2
<b>Grand Total:</b>	<b>6</b>
<b>Stage 2 Total:</b>	<b>4</b>
<b>Stage 1 Total:</b>	<b>2</b>
<b>Total for Both Stages:</b>	<b>6</b>

### Tuvalu Special Needs Enrolments/Graduates by Stage



### Non-Completions Tuvalu - 2007 to Date

Course	Funding Source				Total
	DFAT Subsidised		Non-subsidised		
	Female	Male	Female	Male	
Certificate III in Hospitality	0	1			1
Certificate III in Wall and Floor Tiling	1	0			1
Certificate IV in Youth Work	1	0			1
<b>Grand Total:</b>	<b>1</b>	<b>1</b>	<b>0</b>	<b>0</b>	<b>2</b>
<b>Stage 2 Total:</b>	<b>1</b>	<b>0</b>	<b>0</b>	<b>0</b>	<b>1</b>
<b>Stage 1 Total:</b>	<b>0</b>	<b>1</b>	<b>0</b>	<b>0</b>	<b>1</b>
<b>Total for Both Stages:</b>	<b>1</b>	<b>1</b>	<b>0</b>	<b>0</b>	<b>2</b>

### Cumulative Deferrals Tuvalu - 2007 to Date

Course	Female	Male	Total
Certificate III in Community Services Work	1	0	1
Certificate III in Early Childhood Education and Care	1	0	1
Certificate IV in Training and Assessment	0	1	1
<b>Grand Total:</b>	<b>2</b>	<b>1</b>	<b>3</b>
<b>Stage 2 Total:</b>	<b>2</b>	<b>0</b>	<b>2</b>
<b>Stage 1 Total:</b>	<b>0</b>	<b>1</b>	<b>1</b>
<b>Total for Both Stages:</b>	<b>2</b>	<b>1</b>	<b>3</b>

### Cumulative Applications Other - 2007 to Date

Course	Funding Source						Total
	DFAT Subsidised		Total	Non-subsidised		Total	
	Female	Male		Female	Male		
Certificate III in Allied Health Assistance / Certificate III in Health Services Assistance	1	0	1			0	1
Certificate III in Applied Fashion Design and Technology	0	1	1			0	1
Certificate III in Carpentry	0	2	2			0	2
Certificate III in Commercial Cookery	0	4	4			0	4
Certificate III in Disability	1	0	1			0	1
Certificate III in Early Childhood Education and Care	2	1	3			0	3
Certificate III in Engineering – Fabrication Trade	0	2	2			0	2
Certificate III in Hairdressing	1	0	1			0	1
Certificate III in Home and Community Care / Certificate III in Aged Care	1	0	1			0	1
Certificate III in Hospitality	0	1	1			0	1
Certificate III in Individual Support	0	1	1			0	1
Certificate III in Light Vehicle Mechanical Technology	0	1	1			0	1
Certificate III in Patisserie	0	1	1			0	1
Certificate III in Painting and Decorating	0	1	1			0	1
Certificate III in Wall and Floor Tiling	1	0	1			0	1
Certificate IV in Business			0	1	0	1	1
Certificate IV in Disability	3	0	3			0	3
Certificate IV in Hospitality	0	1	1			0	1
Certificate IV in Leadership and Management	9	5	14			0	14
Certificate IV in Training and Assessment	5	9	14	8	15	23	37
Certificate IV in Youth Work	0	2	2			0	2
Diploma of Management	1	1	2			0	2
Diploma of Training Design and Development			0	1	0	1	1
Diploma of Vocational Education and Training			0	17	16	33	33
<b>Grand Total:</b>	<b>25</b>	<b>33</b>	<b>58</b>	<b>27</b>	<b>31</b>	<b>58</b>	<b>116</b>
<b>Stage 2 Total:</b>	<b>20</b>	<b>24</b>	<b>44</b>	<b>27</b>	<b>31</b>	<b>58</b>	<b>102</b>
<b>Stage 1 Total:</b>	<b>5</b>	<b>9</b>	<b>14</b>	<b>0</b>	<b>0</b>	<b>0</b>	<b>14</b>
<b>Total for Both Stages:</b>	<b>25</b>	<b>33</b>	<b>58</b>	<b>27</b>	<b>31</b>	<b>58</b>	<b>116</b>

### Applications Other - 2017

Course	Funding Source						Total
	DFAT Subsidised		Total	Non-subsidised		Total	
	Female	Male		Female	Male		
Certificate IV in Leadership and Management	3	2	5			0	5
Certificate IV in Training and Assessment	1	3	4	0	1	1	5
Certificate IV in Youth Work	0	1	1			0	1
Diploma of Vocational Education and Training			0	1	0	1	1
<b>Grand Total:</b>	<b>4</b>	<b>6</b>	<b>10</b>	<b>1</b>	<b>1</b>	<b>2</b>	<b>12</b>

### Cumulative Enrolments Other - 2007 to Date

Course	Funding Source						Total
	DFAT Subsidised		Total	Non-subsidised		Total	
	Female	Male		Female	Male		
Certificate III in Allied Health Assistance/Certificate III in Health Services Assistance	1	0	1			0	1
Certificate III in Disability	1	0	1			0	1
Certificate III in Home and Community Care / Certificate III in Aged Care	1	0	1			0	1
Certificate IV in Business			0	2	0	2	2
Certificate IV in Training and Assessment	0	4	4	6	11	17	21
Diploma of Management	1	0	1			0	1
Diploma of Training Design and Development				1	0	1	1
Diploma of Vocational Education and Training				17	10	27	27
<b>Grand Total:</b>	<b>4</b>	<b>4</b>	<b>8</b>	<b>26</b>	<b>21</b>	<b>47</b>	<b>55</b>
<b>Stage 2 Total:</b>	<b>4</b>	<b>2</b>	<b>6</b>	<b>26</b>	<b>21</b>	<b>47</b>	<b>53</b>
<b>Stage 1 Total:</b>	<b>0</b>	<b>2</b>	<b>2</b>	<b>0</b>	<b>0</b>	<b>0</b>	<b>2</b>
<b>Total for Both Stages:</b>	<b>4</b>	<b>4</b>	<b>8</b>	<b>26</b>	<b>21</b>	<b>47</b>	<b>55</b>

### Enrolments Other - 2017

Course	Funding Source						Total
	DFAT Subsidised		Total	Non-subsidised		Total	
	Female	Male		Female	Male		
Certificate IV in Training and Assessment	0	2	2	0	2	2	4
<b>Grand Total:</b>	<b>0</b>	<b>2</b>	<b>2</b>	<b>0</b>	<b>2</b>	<b>2</b>	<b>4</b>

### Cumulative Graduates Other - 2007 to Date

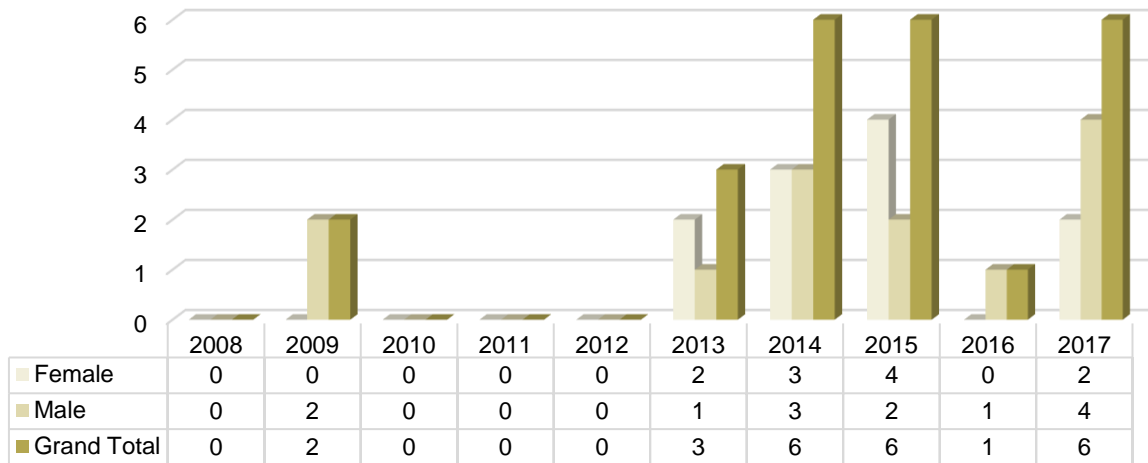
Course	Funding Source						Total
	DFAT Subsidised		Total	Non-subsidised		Total	
	Female	Male		Female	Male		
Certificate III in Allied Health Assistance/Certificate III in Health Services Assistance	1	0	1			0	1
Certificate III in Disability	1	0	1			0	1
Certificate III in Home and Community Care / Certificate III in Aged Care	1	0	1			0	1
Certificate IV in Training and Assessment	0	4	4	5	9	14	18
Diploma of Training Design and Development				1	0	1	1
Diploma of Vocational Education and Training			0	2	0	2	2
<b>Grand Total:</b>	<b>3</b>	<b>4</b>	<b>7</b>	<b>8</b>	<b>9</b>	<b>17</b>	<b>24</b>
<b>Stage 2 Total:</b>	<b>3</b>	<b>2</b>	<b>5</b>	<b>8</b>	<b>9</b>	<b>17</b>	<b>22</b>
<b>Stage 1 Total:</b>	<b>0</b>	<b>2</b>	<b>2</b>	<b>0</b>	<b>0</b>	<b>0</b>	<b>2</b>
<b>Total for Both Stages:</b>	<b>3</b>	<b>4</b>	<b>7</b>	<b>8</b>	<b>9</b>	<b>17</b>	<b>24</b>

### Graduates Other - 2017

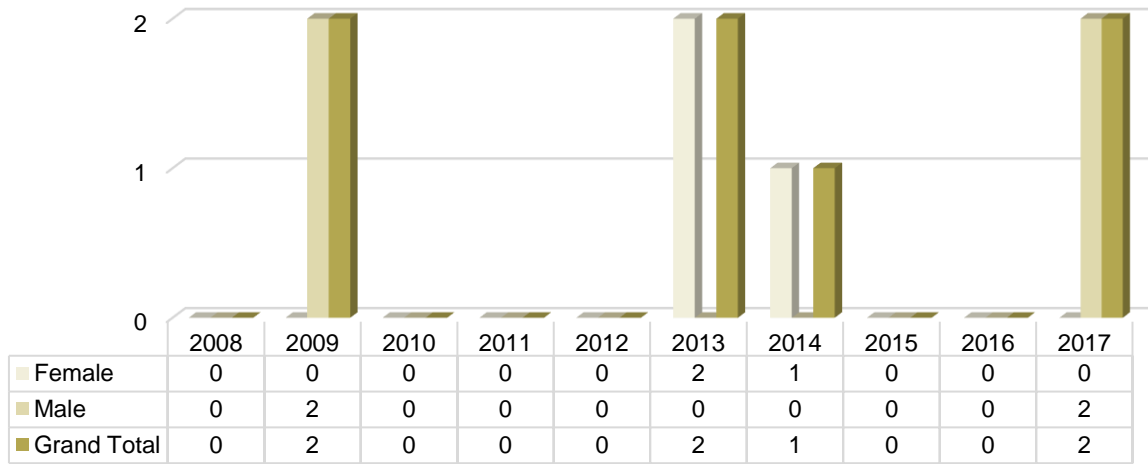
Course	Funding Source						Total
	DFAT Subsidised		Total	Non-subsidised		Total	
	Female	Male		Female	Male		
Certificate IV in Training and Assessment		2	2	0	2	2	4
Diploma of Training Design and Development				1	0	1	1
Diploma of Vocational Education and Training				1	0	1	1
<b>Grand Total:</b>	<b>0</b>	<b>2</b>	<b>2</b>	<b>2</b>	<b>2</b>	<b>4</b>	<b>6</b>



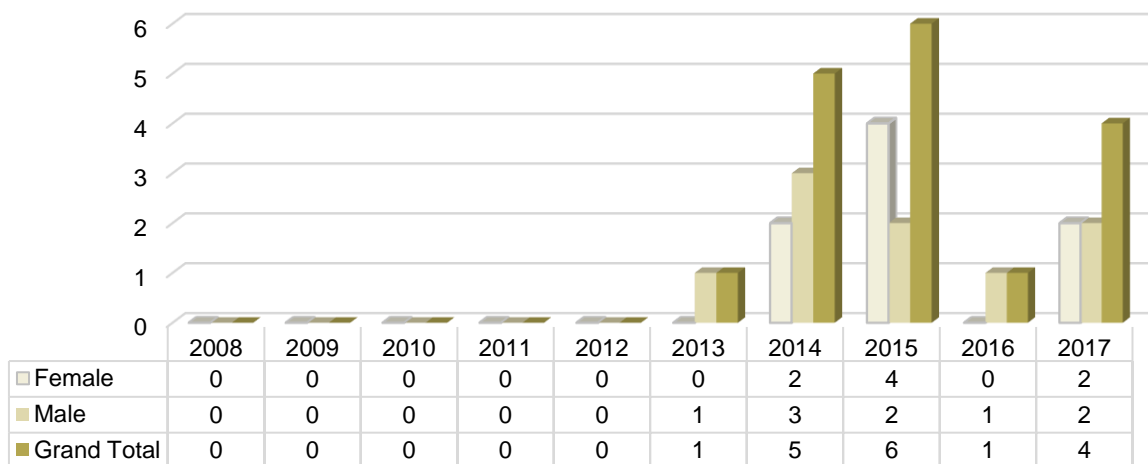
Other Graduates by Year and Gender




DFAT Subsidised Other Graduates by Year and Gender



Non-DFAT Subsidised Other Graduates by Year and Gender




### Migration Country - Other Citizens



Migrations 2007 to date - Other Citizens by Course	
APTC Course	Total
Certificate III in Allied Health Assistance/Certificate III in Health Services Assistance	1
Certificate III in Disability	1
Certificate IV in Training and Assessment	1
<b>Grand Total:</b>	<b>3</b>
<b>Stage 2 Total:</b>	<b>3</b>
<b>Stage 1 Total:</b>	<b>0</b>
<b>Total for Both Stages:   3</b>	

### Other - Special Needs Enrolments/Graduates by Stage



Non-Completions Other - 2007 to Date					
Course	Funding Source				Total
	DFAT Subsidised		Non-subsidised		
	Female	Male	Female	Male	
Certificate IV in Training and Assessment			1	2	3
Diploma of Management	1	0			1
Diploma of Vocational Education and Training			15	10	25
<b>Grand Total:</b>	<b>1</b>	<b>0</b>	<b>16</b>	<b>12</b>	<b>29</b>
<b>Stage 2 Total:</b>	<b>1</b>	<b>0</b>	<b>16</b>	<b>12</b>	<b>29</b>
<b>Stage 1 Total:</b>	<b>0</b>	<b>0</b>	<b>0</b>	<b>0</b>	<b>0</b>
<b>Total for Both Stages:   1   0   16   12   29</b>					

Cumulative Deferrals Other - 2007 to Date			
Course	Female	Male	Total
Certificate IV in Leadership and Management	1	0	1
<b>Grand Total:</b>	<b>1</b>	<b>0</b>	<b>1</b>
<b>Stage 2 Total:</b>	<b>1</b>	<b>0</b>	<b>1</b>
<b>Stage 1 Total:</b>	<b>0</b>	<b>0</b>	<b>0</b>
<b>Total for Both Stages:   1   0   1</b>			

## Annex 1 (a) Cumulative Data - All Countries

Cumulative Applications - 2007 to Date							
Course	Funding Source						Total
	DFAT Subsidised		Total	Non-subsidised		Total	
	Female	Male		Female	Male		
Certificate III in Air-conditioning and Refrigeration	17	531	548			0	548
Certificate III in Allied Health Assistance / Certificate III in Health Services Assistance	143	76	219			0	219
Certificate III in Applied Fashion Design and Technology	151	41	192			0	192
Certificate III in Business	1	0	1			0	1
Certificate III in Business Administration	5	4	9			0	9
Certificate III in Carpentry	50	2770	2820	0	7	7	2827
Certificate III in Catering Operations	14	12	26			0	26
Certificate III in Commercial Cookery	1029	1423	2452	4	0	4	2456
Certificate III in Community Services Work	256	262	518			0	518
Certificate III in Disability	195	61	256			0	256
Certificate III in Early Childhood Education and Care	2533	307	2840			0	2840
Certificate III in Education Support	215	45	260			0	260
Certificate III in Electrotechnology Electrician	72	1731	1803	1	2	3	1806
Certificate III in Engineering – Fabrication Trade	48	1336	1384	1	11	12	1396
Certificate III in Engineering – Mechanical Trade (Diesel Fitting)	27	1557	1584	0	2	2	1586
Certificate III in Engineering – Mechanical Trade (Fitting & Machining)	32	954	986			0	986
Certificate III in Formwork/Falsework	1	18	19	0	1	1	20
Certificate III in Hairdressing	226	63	289			0	289
Certificate III in Home and Community Care / Certificate III in Aged Care	323	49	372			0	372
Certificate III in Hospitality	2349	916	3265	1	1	2	3267
Certificate III in Hospitality (Catering Operations)	20	17	37			0	37
Certificate III in Hospitality (Lodge)	139	53	192	12	6	18	210
Certificate III in Indigenous Housing Repairs	2	27	29			0	29
Certificate III in Individual Support	402	53	455			0	455
Certificate III in Light Vehicle Mechanical Technology	70	2279	2349	0	7	7	2356
Certificate III in Nutrition and Dietetic Assistance	33	8	41			0	41
Certificate III in Painting and Decorating	327	454	781			0	781
Certificate III in Pathways to Further Study			0	16	24	40	40
Certificate III in Patisserie	239	239	478			0	478
Certificate III in Plumbing	22	770	792	0	1	1	793
Certificate III in Tourism	1243	644	1887			0	1887
Certificate III in Wall and Floor Tiling	155	415	570			0	570
Certificate IV in Applied Fashion Design and Merchandising	21	7	28			0	28
Certificate IV in Business	4	13	17	62	30	92	109
Certificate IV in Community Development	137	159	296			0	296
Certificate IV in Community Services	22	8	30			0	30
Certificate IV in Disability	191	56	247			0	247
Certificate IV in Hospitality	466	276	742			0	742
Certificate IV in Leadership and Management	216	203	419	47	39	86	505
Certificate IV in New Small Business	59	34	93			0	93
Certificate IV in Training and Assessment	402	706	1108	359	628	987	2095
Certificate IV in Youth Work	247	318	565			0	565
Diploma of Children's Services (Early Childhood Education and Care)	419	32	451			0	451
Diploma of Community Services Work	341	321	662			0	662
Diploma of Counselling	35	20	55			0	55
Diploma of Hospitality	3	4	7			0	7
Diploma of Management	39	54	93	16	37	53	146
Diploma of Training Design and Development			0	5	2	7	7
Diploma of Vocational Education and Training			0	43	38	81	81
Course Not Stated	67	104	171			0	171
<b>Grand Total:</b>	<b>13008</b>	<b>19430</b>	<b>32438</b>	<b>567</b>	<b>836</b>	<b>1403</b>	<b>33841</b>
<b>Stage 2 Total:</b>	<b>8143</b>	<b>11985</b>	<b>20128</b>	<b>555</b>	<b>821</b>	<b>1376</b>	<b>21504</b>
<b>Stage 1 Total:</b>	<b>4865</b>	<b>7445</b>	<b>12310</b>	<b>12</b>	<b>15</b>	<b>27</b>	<b>12337</b>
<b>Total for Both Stages:</b>	<b>13008</b>	<b>19430</b>	<b>32438</b>	<b>567</b>	<b>836</b>	<b>1403</b>	<b>33841</b>

## Applications - 2017

Course	Funding Source						Total
	DFAT Subsidised		Total	Non-subsidised		Total	
	Female	Male		Female	Male		
Certificate III in Air-conditioning and Refrigeration	3	62	65			0	65
Certificate III in Applied Fashion Design and Technology	90	12	102			0	102
Certificate III in Business	1	0	1			0	1
Certificate III in Business Administration	1	0	1			0	1
Certificate III in Carpentry	6	273	279			0	279
Certificate III in Catering Operations	2	0	2			0	2
Certificate III in Commercial Cookery	95	107	202			0	202
Certificate III in Community Services Work	27	27	54			0	54
Certificate III in Early Childhood Education and Care	160	15	175			0	175
Certificate III in Education Support	119	27	146			0	146
Certificate III in Electrotechnology Electrician	5	221	226			0	226
Certificate III in Engineering – Fabrication Trade	11	188	199			0	199
Certificate III in Engineering – Mechanical Trade (Diesel Fitting)	5	210	215			0	215
Certificate III in Engineering – Mechanical Trade (Fitting & Machining)	1	92	93			0	93
Certificate III in Health Services Assistance	8	2	10			0	10
Certificate III in Hospitality	223	74	297	1	0	1	298
Certificate III in Individual Support	206	18	224			0	224
Certificate III in Light Vehicle Mechanical Technology	11	246	257			0	257
Certificate III in Painting and Decorating	10	24	34			0	34
Certificate III in Patisserie	20	21	41			0	41
Certificate III in Plumbing	2	120	122			0	122
Certificate III in Tourism	137	37	174			0	174
Certificate III in Wall and Floor Tiling	3	23	26			0	26
Certificate IV in Applied Fashion Design and Merchandising	21	7	28			0	28
Certificate IV in Business	0	2	2	6	5	11	13
Certificate IV in Community Development	23	27	50			0	50
Certificate IV in Community Services	7	2	9			0	9
Certificate IV in Disability	23	7	30			0	30
Certificate IV in Leadership and Management	138	119	257	3	2	5	262
Certificate IV in New Small Business	58	34	92			0	92
Certificate IV in Training and Assessment	57	91	148	11	21	32	180
Certificate IV in Youth Work	10	24	34			0	34
Diploma of Children's Services (Early Childhood Education and Care)	3	0	3			0	3
Diploma of Counselling	35	20	55			0	55
Diploma of Training Design and Development			0	5	2	7	7
<b>Grand Total:</b>	<b>1521</b>	<b>2132</b>	<b>3653</b>	<b>26</b>	<b>30</b>	<b>56</b>	<b>3709</b>

### Cumulative Enrolments - 2007 to Date

Course	Funding Source						Total
	DFAT Subsidised		Total	Non-subsidised		Total	
	Female	Male		Female	Male		
Certificate III in Air-conditioning and Refrigeration	2	182	184	0	2	2	186
Certificate III in Allied Health Assistance / Certificate III in Health Services Assistance	65	23	88			0	88
Certificate III in Applied Fashion Design and Technology	102	30	132			0	132
Certificate III in Carpentry	21	992	1013	0	9	9	1022
Certificate III in Catering Operations	8	8	16			0	16
Certificate III in Commercial Cookery	356	641	997	4	2	6	1003
Certificate III in Community Services Work	56	56	112			0	112
Certificate III in Disability	89	23	112			0	112
Certificate III in Early Childhood Education and Care	937	74	1011			0	1011
Certificate III in Education Support	66	11	77	1	0	1	78
Certificate III in Electrotechnology Electrician	18	461	479	1	2	3	482
Certificate III in Engineering – Fabrication Trade	11	543	554	1	6	7	561
Certificate III in Engineering – Mechanical Trade (Diesel Fitting)	7	625	632	0	3	3	635
Certificate III in Engineering – Mechanical Trade (Fitting & Machining)	18	473	491	0	1	1	492
Certificate III in Formwork/Falsework	1	36	37	0	1	1	38
Certificate III in Hairdressing	102	34	136			0	136
Certificate III in Home and Community Care / Certificate III in Aged Care	120	19	139			0	139
Certificate III in Hospitality	1122	533	1655	11	8	19	1674
Certificate III in Hospitality (Lodge)	43	19	62			0	62
Certificate III in Individual Support	109	23	132			0	132
Certificate III in Light Vehicle Mechanical Technology	21	733	754	0	13	13	767
Certificate III in Nutrition and Dietetic Assistance	17	3	20			0	20
Certificate III in Painting and Decorating	127	221	348			0	348
Certificate III in Pathways to Further Study				16	24	40	40
Certificate III in Patisserie	98	95	193	1	0	1	194
Certificate III in Plumbing	8	194	202	1	4	5	207
Certificate III in Tourism	366	223	589	1	0	1	590
Certificate III in Wall and Floor Tiling	71	163	234			0	234
Certificate IV in Applied Fashion Design and Merchandising	12	6	18	1	0	1	19
Certificate IV in Business	1	1	2	78	32	110	112
Certificate IV in Community Development	40	32	72			0	72
Certificate IV in Community Services	18	6	24			0	24
Certificate IV in Disability	110	30	140			0	140
Certificate IV in Hospitality	209	144	353			0	353
Certificate IV in Leadership and Management	161	135	296	42	38	80	376
Certificate IV in New Small Business	21	0	21			0	21
Certificate IV in Training and Assessment	234	433	667	301	509	810	1477
Certificate IV in Youth Work	124	139	263	3	0	3	266
Diploma in Children's Services (Early Childhood Education and Care)	121	6	127			0	127
Diploma of Community Services Work	80	65	145			0	145
Diploma of Counselling	9	7	16			0	16
Diploma of Hospitality	2	4	6			0	6
Diploma of Management	21	37	58	13	29	42	100
Diploma of Training Design and Development			0	5	2	7	7
Diploma of Vocational Education and Training	1	0	1	41	29	70	71
<b>Grand Total:</b>	<b>5125</b>	<b>7483</b>	<b>12608</b>	<b>521</b>	<b>714</b>	<b>1235</b>	<b>13843</b>
<b>Stage 2 Total:</b>	<b>3532</b>	<b>4738</b>	<b>8270</b>	<b>505</b>	<b>686</b>	<b>1191</b>	<b>9461</b>
<b>Stage 1 Total:</b>	<b>1593</b>	<b>2745</b>	<b>4338</b>	<b>16</b>	<b>28</b>	<b>44</b>	<b>4382</b>
<b>Total for Both Stages:</b>	<b>5125</b>	<b>7483</b>	<b>12608</b>	<b>521</b>	<b>714</b>	<b>1235</b>	<b>13843</b>

## Enrolments - 2017

Course	Funding Source						Total
	DFAT Subsidised		Total	Non-subsidised		Total	
	Female	Male		Female	Male		
Certificate III in Air-conditioning and Refrigeration	0	28	28	0	2	2	30
Certificate III in Applied Fashion Design and Technology	46	4	50			0	50
Certificate III in Carpentry	4	112	116	0	8	8	124
Certificate III in Commercial Cookery	46	61	107	3	2	5	112
Certificate III in Community Services	17	21	38			0	38
Certificate III in Early Childhood Education and Care	52	10	62			0	62
Certificate III in Education Support	66	11	77	1	0	1	78
Certificate III in Electrotechnology Electrician	1	76	77	0	1	1	78
Certificate III in Engineering - Fabrication Trade	4	55	59			0	59
Certificate III in Engineering – Mechanical Trade (Diesel Fitting)	2	67	69	0	2	2	71
Certificate III in Engineering - Mechanical Trade (Fitting and Machining)	2	51	53			0	53
Certificate III in Hospitality	127	33	160	0	1	1	161
Certificate III in Individual Support	54	9	63			0	63
Certificate III in Light Vehicle Mechanical Technology	8	61	69	0	12	12	81
Certificate III in Painting and Decorating	7	26	33			0	33
Certificate III in Patisserie	17	9	26			0	26
Certificate III in Plumbing	3	31	34	1	4	5	39
Certificate III in Tourism	35	21	56			0	56
Certificate III in Wall and Floor Tiling	3	27	30			0	30
Certificate IV in Applied Fashion Design and Merchandising	12	6	18	1	0	1	19
Certificate IV in Community Development	14	4	18			0	18
Certificate IV in Community Services	18	6	24			0	24
Certificate IV in Disability	11	6	17			0	17
Certificate IV in Leadership and Management	154	125	279	9	9	18	297
Certificate IV in New Small Business	21	0	21			0	21
Certificate IV in Training and Assessment	29	59	88	19	42	61	149
Certificate IV in Youth Work	23	12	35	2	0	2	37
Diploma of Counselling	9	7	16			0	16
<b>Grand Total:</b>	<b>785</b>	<b>938</b>	<b>1723</b>	<b>36</b>	<b>83</b>	<b>119</b>	<b>1842</b>

### Cumulative Graduates - 2007 to Date

Course	Funding Source						Total
	DFAT Subsidised		Total	Non-subsidised		Total	
	Female	Male		Female	Male		
Certificate III in Air-conditioning and Refrigeration	1	155	156	0	2	2	158
Certificate III in Allied Health Assistance / Certificate III in Health Services Assistance	60	22	82			0	82
Certificate III in Applied Fashion Design and Technology	94	27	121			0	121
Certificate III in Carpentry	19	936	955	0	9	9	964
Certificate III in Catering Operations	8	8	16			0	16
Certificate III in Commercial Cookery	341	619	960	4	2	6	966
Certificate III in Community Services Work	52	49	101			0	101
Certificate III in Disability	83	22	105			0	105
Certificate III in Early Childhood Education and Care	888	65	953			0	953
Certificate III in Education Support	64	10	74	1	0	1	75
Certificate III in Electrotechnology Electrician	17	386	403	1	2	3	406
Certificate III in Engineering – Fabrication Trade	9	518	527	1	6	7	534
Certificate III in Engineering – Mechanical Trade (Diesel Fitting)	7	560	567	0	3	3	570
Certificate III in Engineering – Mechanical Trade (Fitting & Machining)	9	400	409	0	1	1	410
Certificate III in Formwork/Falsework	1	32	33	0	1	1	34
Certificate III in Hairdressing	99	33	132			0	132
Certificate III in Home and Community Care / Certificate III in Aged Care	113	19	132			0	132
Certificate III in Hospitality	998	435	1433	6	5	11	1444
Certificate III in Hospitality (Lodge)	42	19	61			0	61
Certificate III in Individual Support	108	23	131			0	131
Certificate III in Light Vehicle Mechanical Technology	20	661	681	0	11	11	692
Certificate III in Nutrition and Dietetic Assistance	15	3	18			0	18
Certificate III in Painting and Decorating	101	200	301			0	301
Certificate III in Pathways to Further Study			0	16	24	40	40
Certificate III in Patisserie	90	84	174	1	0	1	175
Certificate III in Plumbing	7	180	187	0	3	3	190
Certificate III in Tourism	350	206	556	1	0	1	557
Certificate III in Wall and Floor Tiling	63	144	207			0	207
Certificate IV in Applied Fashion Design and Merchandising	10	4	14	1	0	1	15
Certificate IV in Business			0	16	2	18	18
Certificate IV in Community Development	40	31	71			0	71
Certificate IV in Community Services	13	3	16			0	16
Certificate IV in Disability	105	26	131			0	131
Certificate IV in Hospitality	196	125	321			0	321
Certificate IV in Leadership and Management	50	57	107	33	30	63	170
Certificate IV in New Small Business	18	0	18			0	18
Certificate IV in Training and Assessment	192	349	541	254	403	657	1198
Certificate IV in Youth Work	118	133	251	3	0	3	254
Diploma of Children's Services (Early Childhood Education and Care)	114	6	120			0	120
Diploma of Community Services Work	76	61	137			0	137
Diploma of Hospitality	2	4	6			0	6
Diploma of Management	19	32	51	12	27	39	90
Diploma of Training Design and Development			0	3	2	5	5
Diploma of Vocational Education and Training			0	4	2	6	6
<b>Grand Total:</b>	<b>4612</b>	<b>6647</b>	<b>11259</b>	<b>357</b>	<b>535</b>	<b>892</b>	<b>12151</b>

<b>Stage 2 Total:</b>	<b>3236</b>	<b>4564</b>	<b>7800</b>	<b>349</b>	<b>518</b>	<b>867</b>	<b>8667</b>
<b>Stage 1 Total:</b>	<b>1376</b>	<b>2083</b>	<b>3459</b>	<b>8</b>	<b>17</b>	<b>25</b>	<b>3484</b>

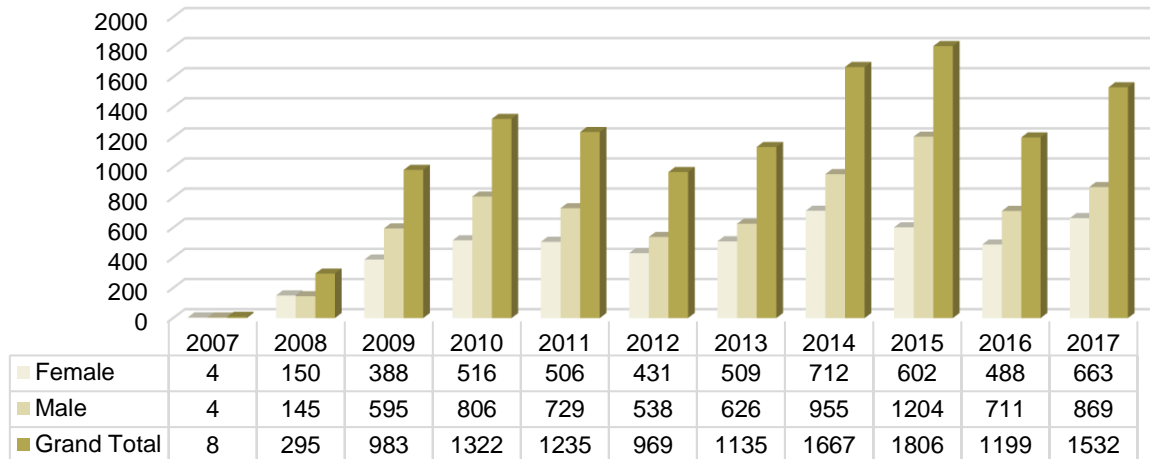
<b>Total for Both Stages</b>	<b>4612</b>	<b>6647</b>	<b>11259</b>	<b>357</b>	<b>535</b>	<b>892</b>	<b>12151</b>
------------------------------	-------------	-------------	--------------	------------	------------	------------	--------------

## Graduates - 2017

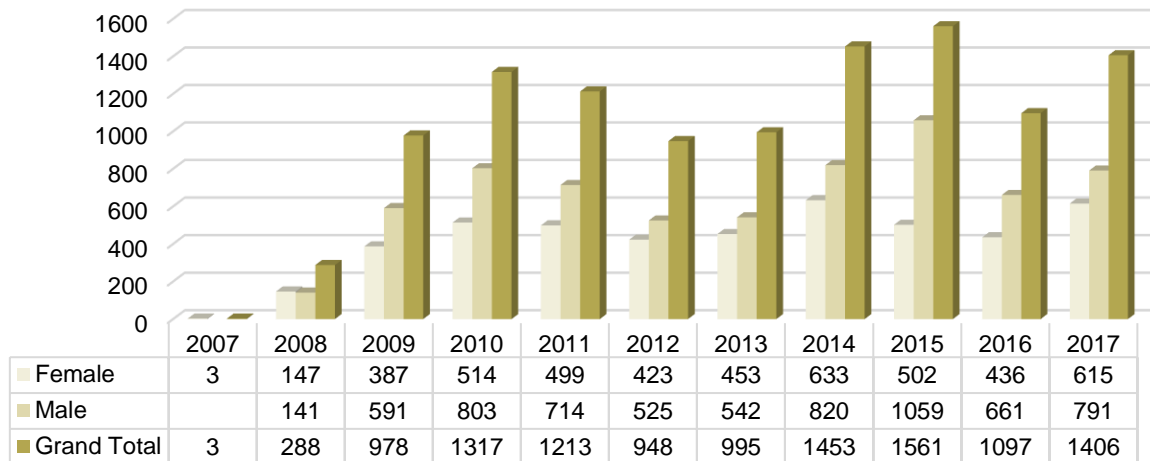
Course	Funding Source						Total
	DFAT Subsidised		Total	Non-subsidised		Total	
	Female	Male		Female	Male		
Certificate III in Air-conditioning and Refrigeration	0	26	26	0	2	2	28
Certificate III in Applied Fashion Design and Technology	39	3	42			0	42
Certificate III in Carpentry	3	109	112	0	8	8	120
Certificate III in Catering Operations	8	8	16			0	16
Certificate III in Commercial Cookery	43	59	102	3	2	5	107
Certificate III in Community Services	16	20	36			0	36
Certificate III in Early Childhood Education and Care	49	8	57			0	57
Certificate III in Education Support	64	10	74	1	0	1	75
Certificate III in Electrotechnology Electrician	0	57	57	0	1	1	58
Certificate III in Engineering - Fabrication Trade	2	50	52			0	52
Certificate III in Engineering - Mechanical Trade (Diesel Fitting)	2	66	68	0	2	2	70
Certificate III in Engineering - Mechanical Trade (Fitting and Machining)	1	50	51			0	51
Certificate III in Hospitality	113	29	142	0	1	1	143
Certificate III in Individual Support (Ageing, Home and Community)	56	9	65			0	65
Certificate III in Light Vehicle Mechanical Technology	7	61	68	0	11	11	79
Certificate III in Painting and Decorating	4	25	29			0	29
Certificate III in Patisserie	17	8	25			0	25
Certificate III in Plumbing	2	28	30	0	3	3	33
Certificate III in Tourism	33	20	53			0	53
Certificate III in Wall and Floor Tiling	3	26	29			0	29
Certificate IV in Applied Fashion Design and Merchandising	10	4	14	1	0	1	15
Certificate IV in Business			0	12	2	14	14
Certificate IV in Community Development	14	4	18			0	18
Certificate IV in Community Services	13	3	16			0	16
Certificate IV in Disability	11	6	17			0	17
Certificate IV in Leadership and Management	50	57	107	6	5	11	118
Certificate IV in New Small Business	18	0	18			0	18
Certificate IV in Training and Assessment	14	35	49	17	37	54	103
Certificate IV in Youth Work	23	10	33	2	0	2	35
Diploma of Training Design and Development				3	2	5	5
Diploma of Vocational Education and Training				3	2	5	5
<b>Grand Total:</b>	<b>615</b>	<b>791</b>	<b>1406</b>	<b>48</b>	<b>78</b>	<b>126</b>	<b>1532</b>



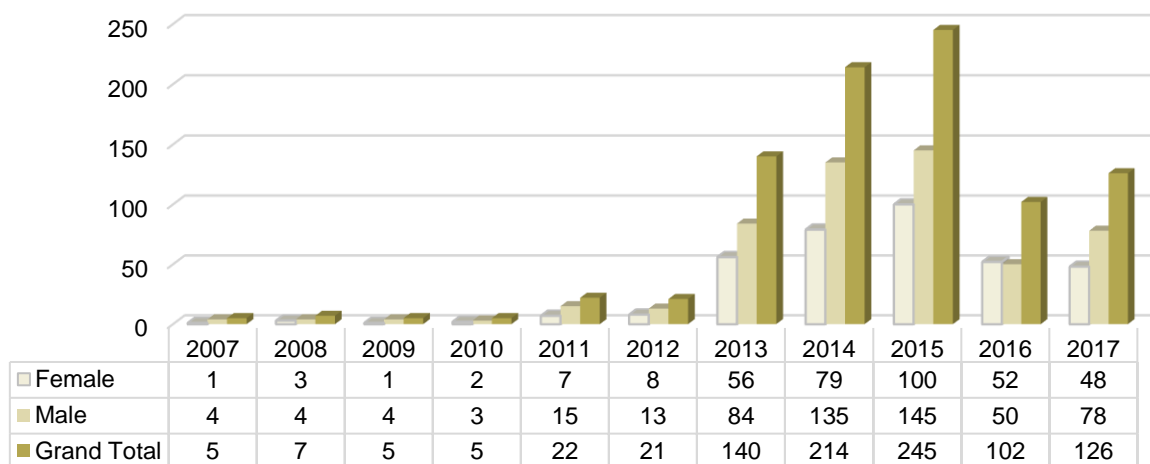
### All Graduates by Year and Gender



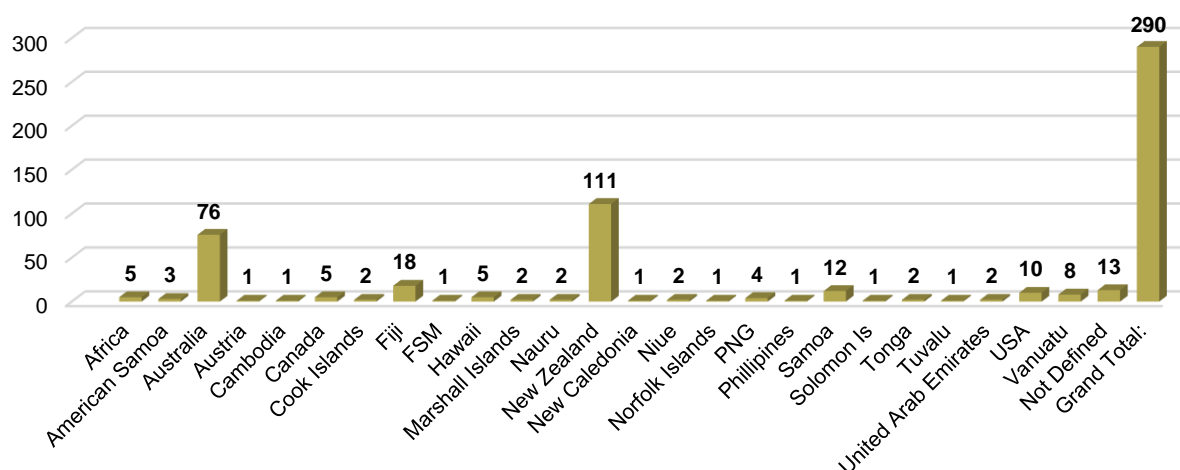
### DFAT Subsidised All Graduates by Year and Gender



### Non-DFAT Subsidised All Graduates by Year and Gender



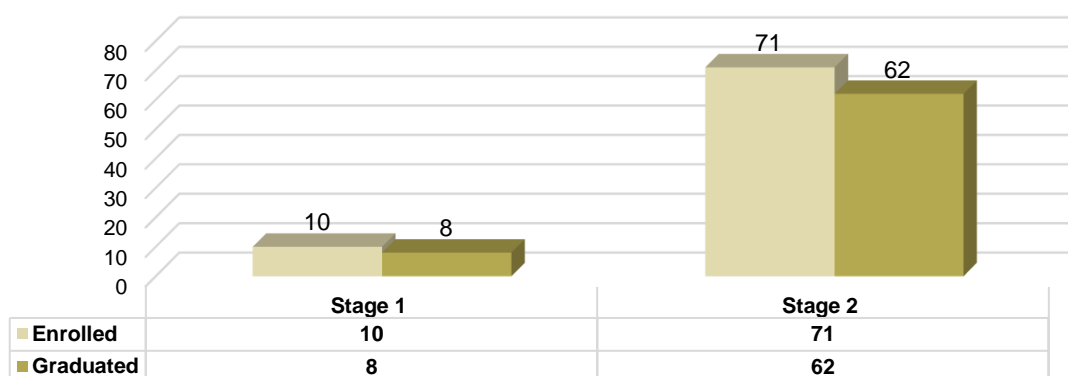
### Migration Destination - All Graduates



### Migrations 2007 to date by Course

Course	Total
Certificate III in Air-conditioning and Refrigeration	10
Certificate III in Allied Health Assistance/Certificate III in Health Services Assistance	2
Certificate III in Carpentry	36
Certificate III in Commercial Cookery	28
Certificate III in Community Services Work	1
Certificate III in Disability	6
Certificate III in Early Childhood Education and Care	8
Certificate III in Electrotechnology Electrician	8
Certificate III in Engineering – Fabrication Trade	11
Certificate III in Engineering – Mechanical Trade (Diesel Fitting)	6
Certificate III in Engineering – Mechanical Trade (Fitting and Machining)	7
Certificate III in Hairdressing	12
Certificate III in Home and Community Care / Certificate III in Aged Care	4
Certificate III in Hospitality	38
Certificate III in Hospitality Lodge	1
Certificate III in Light Vehicle Mechanical Technology	14
Certificate III in Painting and Decorating	1
Certificate III in Patisserie	11
Certificate III in Plumbing	1
Certificate III in Tourism	25
Certificate III in Wall and Floor Tiling	3
Certificate IV in Community Development	3
Certificate IV in Disability	1
Certificate IV in Hospitality	15
Certificate IV in Leadership and Management	1
Certificate IV in Training and Assessment	44
Certificate IV in Youth Work	8
Diploma of Children's Services	2
Diploma of Community Services Work	2
Diploma of Management	5
<b>Grand Total:</b>	<b>314</b>
<b>Stage 2 Total:</b>	<b>205</b>
<b>Stage 1 Total:</b>	<b>109</b>
<b>Total for Both Stages:</b>	<b>314</b>

## All Citizens - Special Needs Enrolments/Graduates by Stage



Non-Completions - 2007 to Date					
Course	Funding Source				Total
	DFAT Subsidised		Non-subsidised		
	Female	Male	Female	Male	
Certificate III in Air-conditioning and Refrigeration	1	27			28
Certificate III in Allied Health Assistance/Certificate III in Health Services Assistance	5	1			6
Certificate III in Applied Fashion Design and Technology	8	3			11
Certificate III in Carpentry	2	56			58
Certificate III in Commercial Cookery	15	22			37
Certificate III in Community Services Work	4	7			11
Certificate III in Disability	6	1			7
Certificate III in Early Childhood Education and Care	49	9			58
Certificate III in Education Support	2	1			3
Certificate III in Electrotechnology Electrician	1	75			76
Certificate III in Engineering – Fabrication Trade	2	25			27
Certificate III in Engineering – Mechanical Trade (Diesel Fitting)	0	65			65
Certificate III in Engineering – Mechanical Trade (Fitting & Machining)	5	54			59
Certificate III in Formwork/Falsework	0	4			4
Certificate III in Hairdressing	3	1			4
Certificate III in Home and Community Care / Certificate III in Aged Care	7	0			7
Certificate III in Hospitality	124	98	5	3	230
Certificate III in Hospitality (Lodge)	1	0			1
Certificate III in Individual Support	1	0			1
Certificate III in Light Vehicle Mechanical Technology	1	72	0	2	75
Certificate III in Nutrition and Dietetic Assistance	2	0			2
Certificate III in Painting and Decorating	26	21			47
Certificate III in Patisserie	8	11			19
Certificate III in Plumbing	1	14	1	1	17
Certificate III in Tourism	16	17			33
Certificate III in Wall and Floor Tiling	8	19			27
Certificate IV in Applied Fashion Design and Merchandising	2	2			4
Certificate IV in Business	1	1	27	8	37
Certificate IV in Community Development	0	1			1
Certificate IV in Community Services	5	3			8
Certificate IV in Disability	5	4			9
Certificate IV in Hospitality	13	19			32
Certificate IV in Leadership and Management	8	5	7	5	25
Certificate IV in New Small Business	3	0			3
Certificate IV in Training and Assessment	25	62	45	104	236
Certificate IV in Youth Work	6	6			12
Diploma of Children's Services (Early Childhood Education and Care)	7	0			7
Diploma of Community Services Work	4	4			8
Diploma of Management	2	5	1	2	10
Diploma of Vocational Education and Training	1	0	37	27	65
<b>Grand Total:</b>	<b>380</b>	<b>715</b>	<b>123</b>	<b>152</b>	<b>1370</b>
<b>Stage 2 Total:</b>	<b>227</b>	<b>342</b>	<b>118</b>	<b>143</b>	<b>830</b>
<b>Stage 1 Total:</b>	<b>153</b>	<b>373</b>	<b>5</b>	<b>9</b>	<b>540</b>
<b>Total for Both Stages:</b>	<b>380</b>	<b>715</b>	<b>123</b>	<b>152</b>	<b>1370</b>

### Cumulative Deferrals - 2007 to Date

Course	Female	Male	Total
Certificate III in Air-conditioning and Refrigeration	0	1	1
Certificate III in Allied Health Assistance / Certificate III in Health Services Assistance	4	3	7
Certificate III in Applied Fashion Design and Technology	1	0	1
Certificate III in Carpentry	0	13	13
Certificate III in Commercial Cookery	1	2	3
Certificate III in Community Services Work	13	14	27
Certificate III in Disability	3	1	4
Certificate III in Early Childhood Education and Care	15	3	18
Certificate III in Education Support	4	0	4
Certificate III in Electrotechnology Electrician	0	8	8
Certificate III in Engineering – Fabrication Trade	0	4	4
Certificate III in Engineering – Mechanical Trade (Diesel Fitting)	0	8	8
Certificate III in Engineering – Mechanical Trade (Fitting & Machining)	0	9	9
Certificate III in Home and Community Care / Certificate III in Aged Care	1	0	1
Certificate III in Hospitality	11	1	12
Certificate III in Hospitality (Lodge)	1	1	2
Certificate III in Individual Support	3	0	3
Certificate III in Light Vehicle Mechanical Technology	0	5	5
Certificate III in Painting and Decorating	1	0	1
Certificate III in Patisserie	1	1	2
Certificate III in Plumbing	0	2	2
Certificate III in Tourism	3	1	4
Certificate III in Wall and Floor Tiling	0	1	1
Certificate IV in Applied Fashion Design and Merchandising	1	0	1
Certificate IV in Community Development	6	0	6
Certificate IV in Disability	12	5	17
Certificate IV in Hospitality	7	1	8
Certificate IV in Leadership and Management	4	1	5
Certificate IV in New Small Business	1	0	1
Certificate IV in Training and Assessment	0	8	8
Certificate IV in Youth Work	1	2	3
Diploma of Children's Services	1	0	1
Diploma of Community Services Work	0	3	3
Diploma of Counselling	2	1	3
<b>Grand Total:</b>	<b>97</b>	<b>99</b>	<b>196</b>
<b>Stage 2 Total:</b>	<b>92</b>	<b>89</b>	<b>181</b>
<b>Stage 1 Total:</b>	<b>5</b>	<b>10</b>	<b>15</b>
<b>Total for Both Stages:</b>	<b>97</b>	<b>99</b>	<b>196</b>

## Annex 1 (b) Graduate Country of Destination

(disaggregated by APTC stage and country of citizenship)

These tables reflect data obtained from campus offices relating to students who have graduated from APTC and moved overseas for employment or further education.

Country of Destination	Citizenship Country											Total
	Dominican Republic	Fiji	Kiribati	Marshall Is	Niue	PNG	Samoa	Solomon Is	Tonga	Tuvalu	Vanuatu	
American Samoa							3					3
Australia		27	4			8	7	3	2		25	76
Austria						1						1
Cambodia							1					1
Canada		2						3				5
Cook Islands		2										2
Fiji			5				6	2	1	1	3	18
FSM				1								1
Guinea						1						1
Ivory Coast											2	2
Marshall Islands										1	1	2
Nauru		1	1									2
New Zealand	1	36	5		1	1	40	3	14	3	7	103
Niue		2										2
New Caledonia											1	1
Norfolk Islands											1	1
Philippines			1									1
PNG		2						2				4
Samoa		7				1	1		2		1	12
Solomon Is.						1						1
Sudan							2					2
Tonga							2					2
Tuvalu		1										1
United Arab Emirates		2										2
USA		3		6			3		2	1		15
Vanuatu		2				1		5				8
Not Defined		6					1		1		4	12
<b>Grand Total:</b>	<b>1</b>	<b>93</b>	<b>16</b>	<b>7</b>	<b>1</b>	<b>14</b>	<b>67</b>	<b>18</b>	<b>22</b>	<b>6</b>	<b>45</b>	<b>290</b>
<b>Stage 2 Total:</b>	<b>1</b>	<b>68</b>	<b>10</b>	<b>7</b>	<b>1</b>	<b>4</b>	<b>48</b>	<b>11</b>	<b>9</b>	<b>4</b>	<b>29</b>	<b>192</b>
<b>Stage 1 Total:</b>	<b>0</b>	<b>25</b>	<b>6</b>	<b>0</b>	<b>0</b>	<b>10</b>	<b>19</b>	<b>7</b>	<b>13</b>	<b>2</b>	<b>16</b>	<b>98</b>
<b>Total for Both Stages:</b>	<b>1</b>	<b>93</b>	<b>16</b>	<b>7</b>	<b>1</b>	<b>14</b>	<b>67</b>	<b>18</b>	<b>22</b>	<b>6</b>	<b>45</b>	<b>290</b>



## Annex 2 Media Report

Article	Country	Media	
Army of newly qualified carpenters building homes for Fiji pool	Fiji	ABC Pacific Beat	
APTC gives Fiji Red Cross \$4,750 for their Cyclone Winston relief efforts	Fiji	CFL	
Aid for migration: second time lucky with the Australia-Pacific Technical College?	APTC	DevPolicy Blog	
DFAT website - Minister for International Development and the Pacific, Senator the Hon Concetta Fierravanti-Wells: 10th Anniversary of Australia-Pacific Technical College	Samoa	DFAT	
Australia-Pacific Technical College produces skilled workers	PNG	DFAT PNG	
APTC empowers Samoan women and men through TVET	Samoa	Education News PNG	
More than 60 Solomon Islanders graduate from APTC	Solomon Islands		
APTC Solomon Islands moves to new campus facility	Solomon Islands		
APTC and ABV partner for training of women in small business	Fiji		
APTC-SINU joint hospitality training initiative	Solomon Islands		
APTC Celebrates success of students in Kiribati	Kiribati		
APTC celebrates students' achievements in Fiji	Fiji		
APTC students in Honiara promote sustainability through green action plan	Solomon Islands		
APTC students in Vanuatu celebrate success	Vanuatu		
APTC welcomes new students	Regional		
APTC provides training to people with disabilities	Fiji		
APTC Solomon Islands alumni assist with cleaning of Memorial Garden	Solomon Islands		
APTC students assist with renovation of Father Law Home	Fiji		
EU, APTC Deliver targeted and proper skills to our sugar sector	EU Sugar Project		EEAS
Karate Athlete manages dual career	PNG		EMTV
European Union and Australian Government handover project equipment to FSC	Fiji	EU	
Over 30 Sugarcane Industry Workers Graduate with Australian Qualifications	Fiji		
Fiji Red Cross receives more than \$4,000	Fiji	FBC	
188 students graduated from APTC	Fiji		
Elderly population growing: Vuniwaqa	Fiji		
FSC receives over \$330k of equipment	Fiji	Fiji One	
192 graduate from APTC	Fiji		
EU Handover Coverage	Fiji	Fiji Sun	
Tuitubou: Government aims to increase tradespeople	Fiji		
APTC welcomes new students	Regional		
Tumeric risotto rice @ Gordy's	Fiji		
If my husband can do it, so can I, says woman who graduated with Carpentry	Fiji		
Four-day chef's event to promote equality, gender balance	Fiji		
Jikoiono vows with Zuber collection	Fiji		
20 Safe Houses for each cane growing region	Fiji		

Nurse Litiana overcomes, graduates	Fiji	Fiji Sun
Editorial: A graduate's testimony: Adversity empowers people to succeed	Fiji	
Labasa Project Big Crush: Christopher	Fiji	
Labasa Mill trio graduate	Fiji	
Vikash Home and happy	Fiji	
EU and Australian Government handover project equipment to FSC	Fiji	
EU, Aust Govt, give \$330k equipment to FSC	Fiji	
Sustainable Agriculture Farming: Big developments in Navua	Fiji	
Lal plans to expand his tiling and building services company	Fiji	
Entrepreneur receives award	Fiji	
EU, APTC delivers targeted and proper skills to our sugar sector	EU Sugar Project	
Bookings look good	Fiji	
University Games start today	Fiji	
Tinai stands tall among men	Fiji	
Savitri plans own kindergarten	Fiji	
Naitoko wants to build stronger homes	Fiji	
Nursing Centre in Ba to open next month	Fiji	
One in six elderly abuse reports	Fiji	
FSC receives \$330k worth of equipment	Fiji	
Kiribati nationals graduate from APTC	Kiribati	
Thriving Industry	Fiji	
Use your qualifications to benefit community	Fiji	
192 graduate from APTC	Fiji	
Proud day for mum	Fiji	
APTC is Australian aid flagship	Samoa, APTC	
Women learn skills	Fiji	
So blessed to be in Fiji	Fiji	
Partnership targets training for aged-care	Fiji	
College to offer care course	Fiji	
Former Penang mill workers graduate	Fiji	
Ex-mill worker graduates	Fiji	
Sai, the builder	Fiji	
Graduating ex-mill workers helped built homes	Fiji	
Elaine's golden touch	Fiji	
APTC and ABV train women in small business	Fiji	
Entrepreneurial training for businesswomen	Fiji	
Trendsetters to light up show	Fiji	
Masterclass Fiji - Nothing beats a woman's touch	Fiji	
Global recognition for post-disaster work	Fiji	
Developing skills of people with disabilities	Fiji	
Low-cost houses	Fiji	
Partnership to benefit farming communities	Fiji	
Increase in elderly persons at state-homes: Vuniwaqa	Fiji	
Elderly abuse varies	Fiji	
Aged-care victims	Fiji	
Minister: Fiji's ageing population growing	Fiji	
Students spruce up Father Law Home	Fiji	
A home to call our own	Fiji	
Garment company progresses with day care facility	Fiji	



Sugarcane industry workers graduate with APTC	Fiji	Fiji Times
Institutions sign MOU	Fiji	
Importance of roles at work	Fiji	
College builds on courses	Fiji	
Pacific islanders benefit from APTC presence	Regional	
Eatery commended	Fiji	
NGO builds 106 homes	Fiji	
700 in Australian funded skills training	Regional	
APTC continues recovery efforts post TC Winston	Fiji	
TAFE Queensland \$4k boost for TC Winston recovery efforts	Fiji	
TAFE donates to Red Cross	Fiji	
APTC proud to support Pacific islanders	Kiribati, Regional, APTC	
APTC students graduate tomorrow	Fiji	
Students launch green action plan	Solomon Islands	
Solomon islanders graduate from APTC	Solomon Islands	
APTC launch Green Action Plan in the Solomons	Solomon Islands	
Graduation Mention	Fiji	Fiji TV
Fiji TV Father Law Home renovation coverage	Fiji	
APTC and FHEC sign MOU	Fiji	Fiji Village
APTC developing skills of people with disabilities	Fiji	
APTC developing skills of people with disabilities	Fiji	
FSC receives equipment valued at approximately \$330,000	Fiji	Island Life Magazine
APTC students in Vanuatu celebrate success	Vanuatu	
EU and Australian Government handover project equipment to FSC	Fiji	Island Sun
Fiji Fashion Week announces designers for its 10th anniversary-show	Fiji	Jet Newspaper
Leadership training In TVET Sector	Fiji	Loop Nauru
APTC welcomes over 700 students	Regional	
Accolades for USP's Pacific Fusion Restaurant	Fiji	Loop PNG
APTC graduates 132 skilled workers	PNG	
APTC welcomes over 700 students	Regional	Loop Samoa
APTC empowers Samoan women and men through TVET	Samoa	
Life changing opportunities for Samoan youth	Samoa	Loop Tonga
APTC welcomes over 700 students	Regional	
APTC welcomes over 700 students	Regional	Loop Vanuatu
APTC welcomes over 700 students	Regional	
APTC students in Vanuatu celebrate success	Vanuatu	MaiLife
Over 30 Sugarcane industry workers graduate with Australian qualifications	Fiji	
Australia-Pacific Technical College welcomes new students	Regional	Marianas Variety
Pacific labour market still relies on foreign workers and lacks diversification, study reveals	APTC	
APTC graduates receive Australian qualifications	Tonga	Matangi Tonga
Tonga-Australia alumni helping to shape Tonga's future	Tonga	
Australian qualification training for vocational teachers	Tonga	
Committee on the Rights of the Child considers reports of Vanuatu	Vanuatu	OHCHR

Over 30 Sugarcane industry workers graduate with Australian qualifications	Fiji	Pacific Islands Report
Vanuatu's first Village 'All Female Council' formed	Vanuatu	
Samoan Prime Minister launches APTC's 10-year celebrations	Samoa, 10-years, APTC	Pacific Media Centre
APTC partners with FHEC	Fiji	Pacific Scoop
Samoan Prime Minister launches APTC's 10-year anniversary celebrations at Graduation	Samoa, 10-years, APTC	
APTC celebrates students' achievements in Solomon Islands	Solomon Islands	
EU and Australian Government continue to deliver training to Fiji's sugar industry	Fiji	Pasifik
APTC Solomon Islands moves to new campus	Solomon Islands	
APTC and ABV partner for training of women in small business	Fiji	
HFH Fiji and APTC collaborate to deliver Build Back Safer program	Fiji	
APTC students renovate aged care home	Fiji	
APTC-SINU joint hospitality training initiative	Solomon Islands	PINA
APTC empowers Samoan women and men through TVET	Samoa	
Pacific labour market still relies on foreign workers and lacks diversification, study reveals	APTC	
APTC provides training to people with disabilities	Fiji	
Forum helps raise awareness on elder abuse in Fiji	Fiji	
Samoan Prime Minister launches APTC's 10-year anniversary celebrations at graduation	Samoa, 10-years, APTC	
New APTC graduates celebrate success in Tonga	Tonga	
APTC empowers Samoan women and men through TVET	Samoa	
APTC empowers Samoan women and men through TVET	Samoa	
130 graduate from APTC	PNG	
APTC rewarding effort by graduates	PNG	Post Courier
Aria now open for business	PNG	
APTC Solomon Islands alumni assist with cleaning of Memorial Garden	Solomon Islands	Radio Vanuatu (FB)
European Union and Australian Government handover project equipment to FSC	Fiji	Reliefweb
APTC students in Vanuatu celebrate success	Vanuatu	Saipan Tribune
More than 80 graduate from Australia-Pacific Technical College	Samoa	Samoa Observer
Graduation joy: Empowering Samoans with qualifications	Samoa	
Best of Samoa at Independence Ball	Samoa	
Graduation celebrations at Tuanaimato	Samoa, 10-years, APTC	
Happy 10th birthday, APTC!	APTC	
Families, friends celebrate with A.P.T.C. graduates	Samoa, 10-years, APTC	
Internship programme hailed a success	Samoa	
Looking back to 2016: The year that was	Regional	

37 women amongst 93 APTC graduates tomorrow in Honiara	Solomon Islands	SBM Online
APTC partners with FHEC	Fiji	Scoop
APTC celebrates students' achievements in Solomon Islands	Solomon Islands	Independent News
Almost 100 graduate from Australia-Pacific Technical College	Solomon Islands	SIBC
APTC students in Honiara promote sustainability through green action plan	Solomon Islands	Solomon Fresh Beat
64 students to graduate from APTC	Solomon Islands	Solomon Star
APTC partners with FHEC	Fiji	
APTC launches 10 <sup>th</sup> anniversary	Samoa, Regional	
APTC-SINU joint hospitality training initiative	Solomon Islands	
APTC-SINU joint hospitality training initiative	Solomon Islands	Solomon Times
APTC welcomes new students	Regional	SPTO
APTC celebrates success of students in Kiribati	Kiribati	
APTC empowers Samoan women and men through TVET	Samoa	
APTC students in Honiara promote sustainability through Green Action Plan	Solomon Islands	
More than 60 Solomon Islanders graduate from APTC	Solomon Islands	
APTC students celebrate achievement in Kiribati	Kiribati	
New APTC graduates celebrate success in Tonga	Tonga	
APTC-SINU joint hospitality training initiative	Solomon Islands	
APTC students in Vanuatu celebrate success	Vanuatu	
APTC's achievements recognized on its 10th anniversary	Samoa, 10-years, APTC	
APTC celebrates students' achievements in Solomon Islands	Solomon Islands	The Island Sun
2-page news spread (feature) - SI benefits from APTC	Solomon Islands	
Locals receive internationally recognised APTC certificates	Solomon Islands	
2017, a year of achievement for APTC in Solomon Islands	Solomon Islands	
Guys we did it - APTC Graduate address	Solomon Islands	
Tech welcomes Pacific students	Regional	
Life changing opportunities for Samoan Youth	Samoa	UNDP

## Annex 3 Acronyms and Definitions

AGM	Annual General Meeting
APTC	Australia-Pacific Technical College, referred to in this document as the College or the APTC
AQTF	Australian Quality Training Framework
ARP	Annual Report and Plan
ASQA	Australian Skills Quality Authority
CEO	Chief Executive Officer
CM	Country Manager (APTC – located in Fiji, PNG, Samoa, Solomon Islands and Vanuatu)
CRM	Customer Relationship Management
CCS	Course Commencement Survey
DFAT	Department of Foreign Affairs and Trade
EDTD	Executive Director Training Delivery
EES	Employer Engagement Survey
EMIS	Education Management Information System
EoCL	End of Course Learner Survey
EU	European Union
FFS	Fee-for-Service
FHEC	Fiji Higher Education Commission
HR	Human Resource
GTS	Graduate Tracer Survey
ICT	Information Communication Technology
IPP	Individual Performance Plan
ISAS	Institute Student Administration System
IVETA	International Vocational Education and Training Association
KIT	Kiribati Institute of Technology
LLN	Language Literacy and Numeracy
LSF	Learning Support Facilitator
LT	Leadership Team
MEF	Monitoring and Evaluation Framework
MPPR	Manager Planning, Performance and Reporting
M&E	Monitoring and Evaluation
NATC	National Automotive Training Centre (PNG)
NATTB	National Apprenticeship and Trade Testing Board (PNG)
NAV	Navision (financial system software)
NGO	Non-Government Organisation
NTC	National Training Council (PNG)
NUS	National University of Samoa
PAF	Performance Assessment Framework
PIF	Pacific Island Forum (Member countries include Australia, Cook Islands, Federated States of Micronesia, Fiji, Kiribati, Nauru, New Zealand, Niue, Palau, Papua New Guinea, Republic of Marshall Islands, Samoa, Solomon Islands, Tonga, Tuvalu and Vanuatu)
PNG	Papua New Guinea

POMTech	Port Moresby Technical College
PWD	Public Works Department (Fiji)
QMS	Quality Management System
RHO	Regional Head Office (Suva Fiji)
RPL	Recognition of Prior Learning
RTO	Registered Training Organisation
S4EG	Skills for Economic Growth
S4IG	Skills for Inclusive Growth
SAPD	Specialist Advisor Professional Development
SINU	Solomon Islands National University
SIS	Small Island States (Countries include: Cook Islands, Federated States of Micronesia, Kiribati, Republic of the Marshall Islands, Nauru, Niue, Palau and Tuvalu)
SNR	Standard for NVR (National VET Regulator) for RTOs. This replaces the AQTF standards
SoS	Scope of Services
SQA	Samoa Qualifications Authority
SSIP	European Union Support to the Sugar Industry Program
SVTA	Specialist Vocational Training Advisor
TA	Training Assistant
TAE	Certificate IV in Training and Assessment
TAFE	Technical And Further Education
TASP	Training and Assessment Strategy Plan
ToC	Theory of Change
TQ	TAFE Queensland
TQEC	TAFE Queensland East Coast
TVET	Technical and Vocational Education and Training
USP	University of the South Pacific
VQA	Vanuatu Qualifications Authority
VELG	Vocational education Learning Group (Australia)
VESP	Vanuatu Education and Support Program
VET	Vocational Education and Training
VIT	Vanuatu Institute of Technology
VKA	Vocational Knowledge Assessment
YTD	Year To Date



**APTC Regional Head Office**

Ganilau House Cnr Edward and Scott Streets Suva  
PO Box 14319 Suva Fiji

**Phone** +679 330 0967

**Fax** +679 331 2288

**Email** [enquiries@aptc.edu.au](mailto:enquiries@aptc.edu.au)

**Web** [www.aptc.edu.au](http://www.aptc.edu.au)