

New User Guide

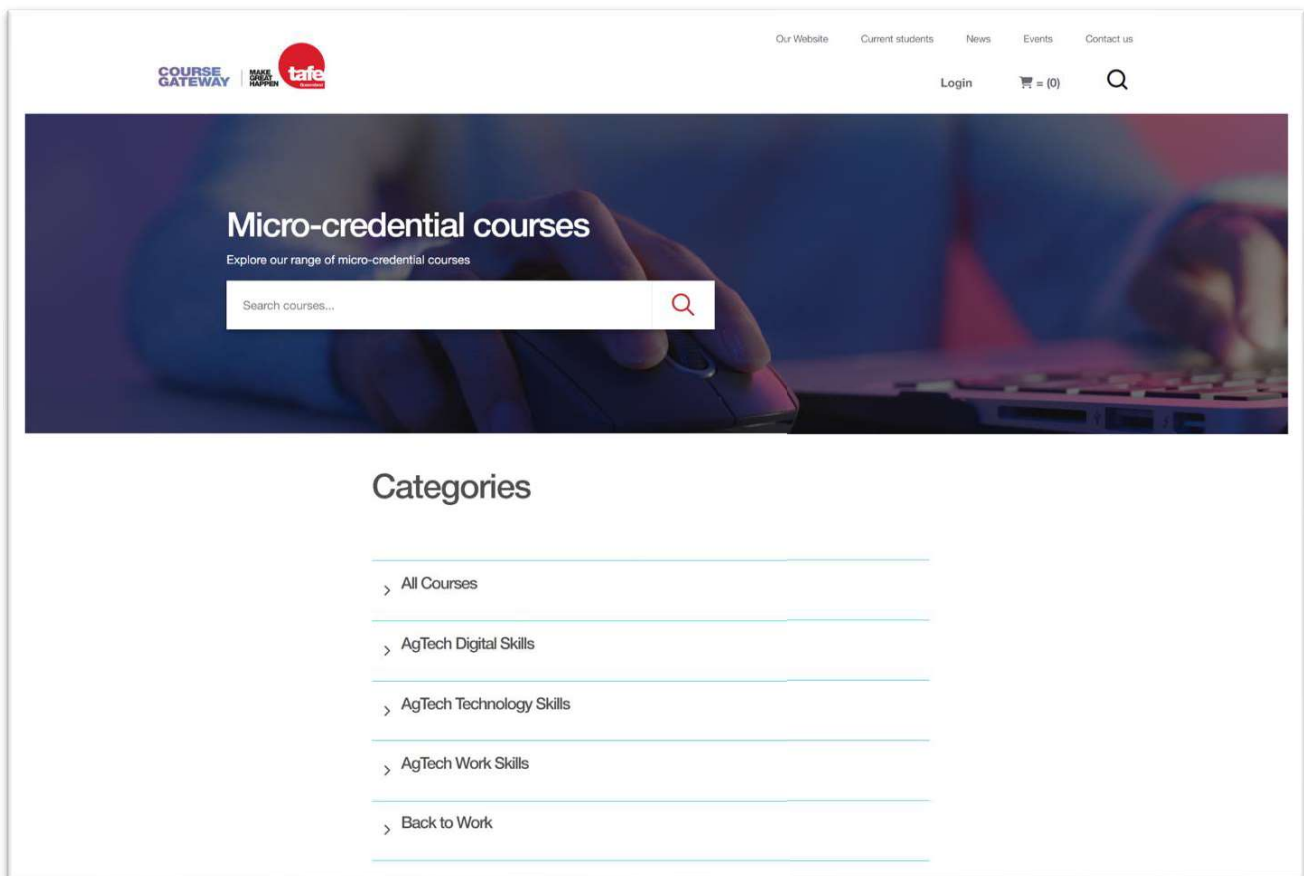
Course Gateway

<https://coursegateway.tafeqld.edu.au/>

Version 1.0 –
Tuesday, 10 October 2023

Table of Contents

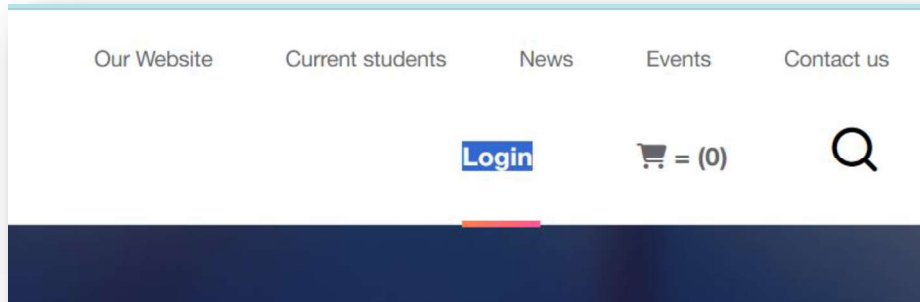
Create Course Gateway Account	2
Log in to Course Gateway	3
Forgot Course Gateway Password	5
Micro-credential Enrolment	7
Additional Information	8



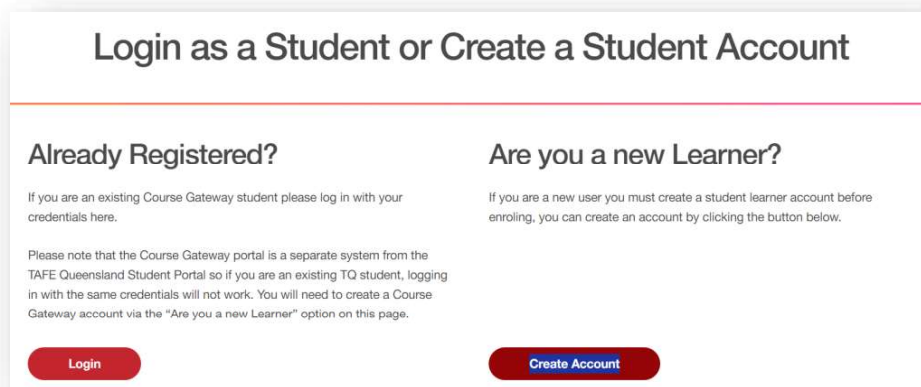
CREATE COURSE GATEWAY ACCOUNT


You can follow the below steps to create a Course Gateway account:

1. Navigate to the [Course Gateway website](#);
2. Click on “Login” toward the top right corner of the page;



3. Click the  button under “Are you a new Learner?”;



4. Fill out the required details in the registration form then click on the  button;
 - ** APTC students should...
 - a. **Select** the “Country” you currently live from the drop-down list;
 - b. **Enter n/a** in the “State/Territory” field; and
 - c. **Enter n/a** in the “Post Code” field.

Please enter your information below. All fields with * are required.

Account Details:

First name:*

Last name:*

Username:*
Your Username must be all lower case and contain no spaces or special characters.

Password:*
Password must be at least 12 characters in length and contain at least one uppercase letter, lowercase letter, number and special character.

Password (confirm):*

Email:*

Confirm Email:*

Contact Details:

Gender Identity*

Age Range*

Nationality

Would you like to be updated about TAFE QLD Offers?

State / Territory:*

Post Code:*

Country:*

- DOMINICA
- DOMINICAN REPUBLIC
- ECUADOR
- EGYPT
- EL SALVADOR
- EQUATORIAL GUINEA
- ERITREA
- ESTONIA
- ETHIOPIA
- FALKLAND ISLANDS (MALVINAS)
- FAROE ISLANDS
- FIJI**
- FINLAND
- FRANCE
- FRENCH GUIANA
- FRENCH POLYNESIA
- FRENCH SOUTHERN TERRITORIES
- GABON
- GAMBIA
- GEORGIA

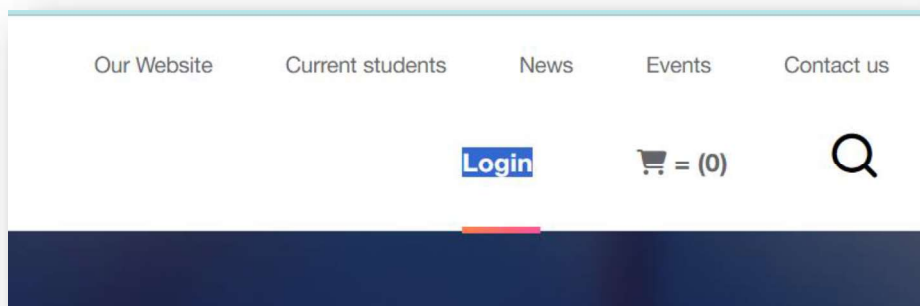
[Create Account](#)


- You will then be directed back to the [Course Gateway home page](#);

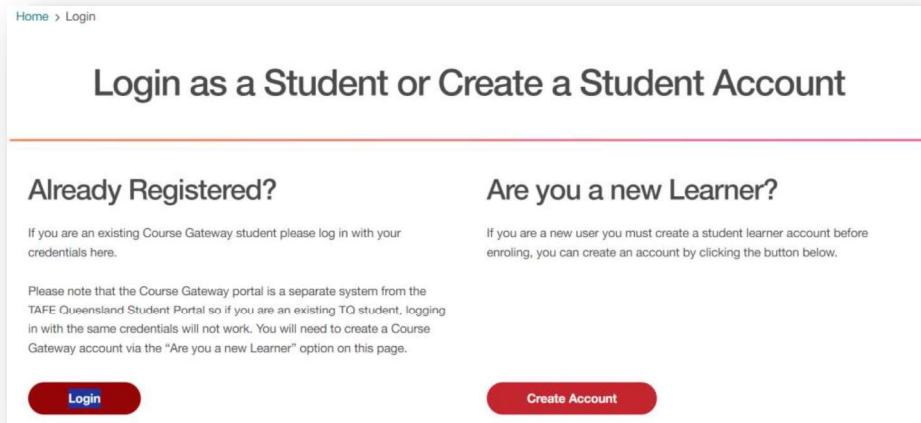
LOG IN TO COURSE GATEWAY

You can follow the below steps to log in to your Course Gateway account:

- Navigate to the [Course Gateway website](#);
- Click on “Login” toward the top right corner of the page;



- Click the  button under “Already Registered”;



Home > Login

Login as a Student or Create a Student Account

Already Registered?

If you are an existing Course Gateway student please log in with your credentials here.


Please note that the Course Gateway portal is a separate system from the TAFE Queensland Student Portal so if you are an existing TQ student, logging in with the same credentials will not work. You will need to create a Course Gateway account via the “Are you a new Learner” option on this page.

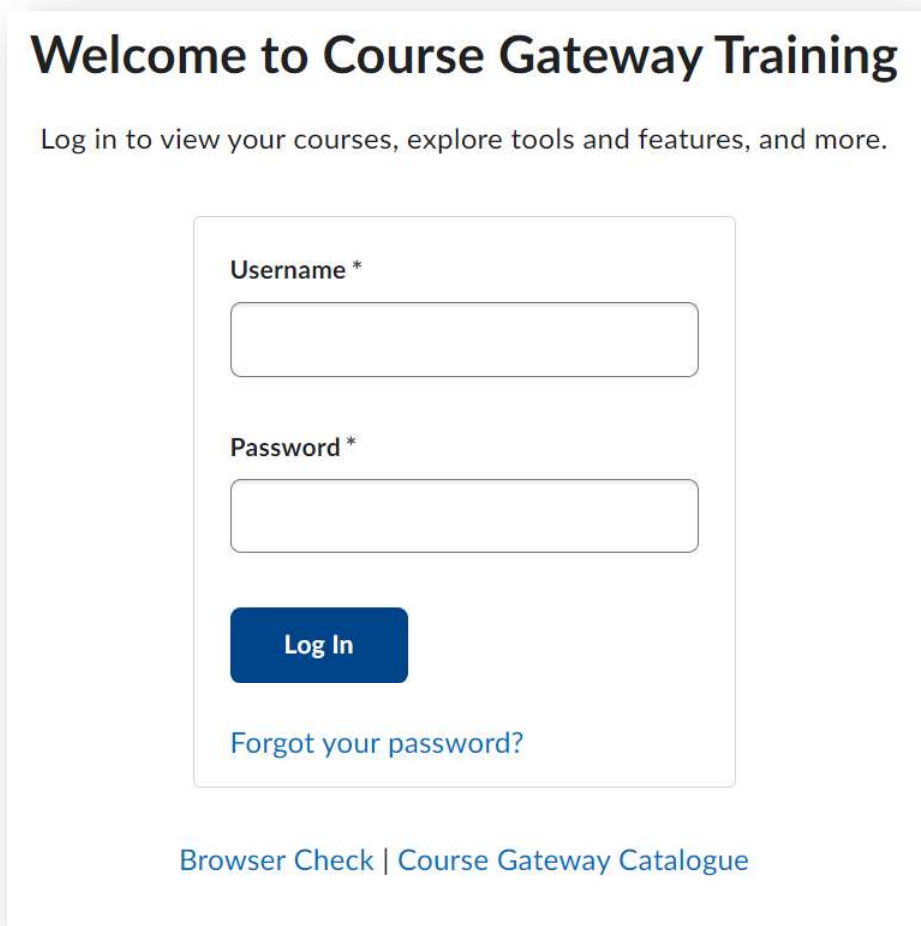
[Login](#)

Are you a new Learner?

If you are a new user you must create a student learner account before enrolling, you can create an account by clicking the button below.

[Create Account](#)

- Enter your Course Gateway login credentials (Username and Password) then click on the  button;



Welcome to Course Gateway Training

Log in to view your courses, explore tools and features, and more.

Username *

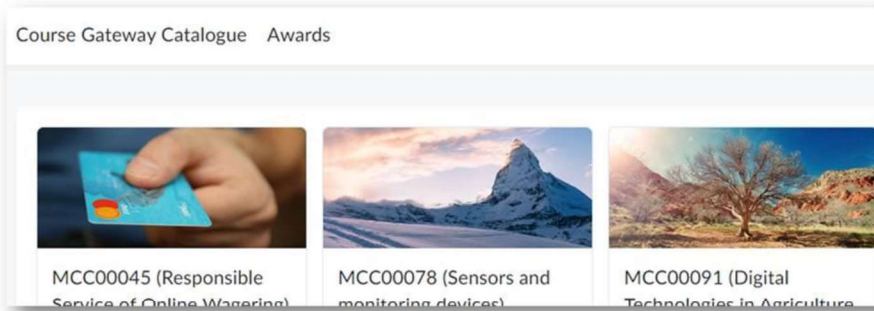
Password *

[Log In](#)

[Forgot your password?](#)

[Browser Check](#) | [Course Gateway Catalogue](#)

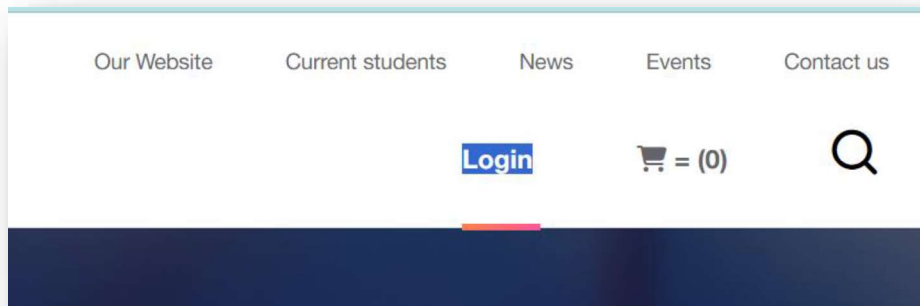
5. You will then be directed back to the [Course Gateway home page](#) or your Learner Dashboard;



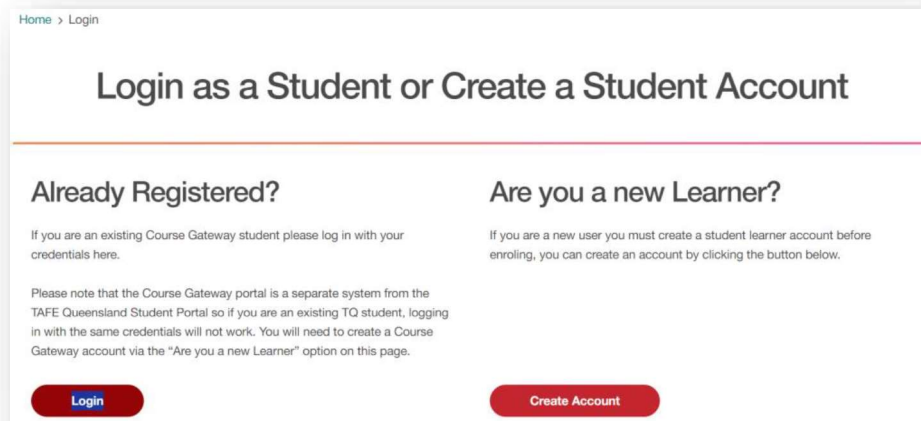
FORGOT COURSE GATEWAY PASSWORD

You can follow the below steps to log in to your Course Gateway account:

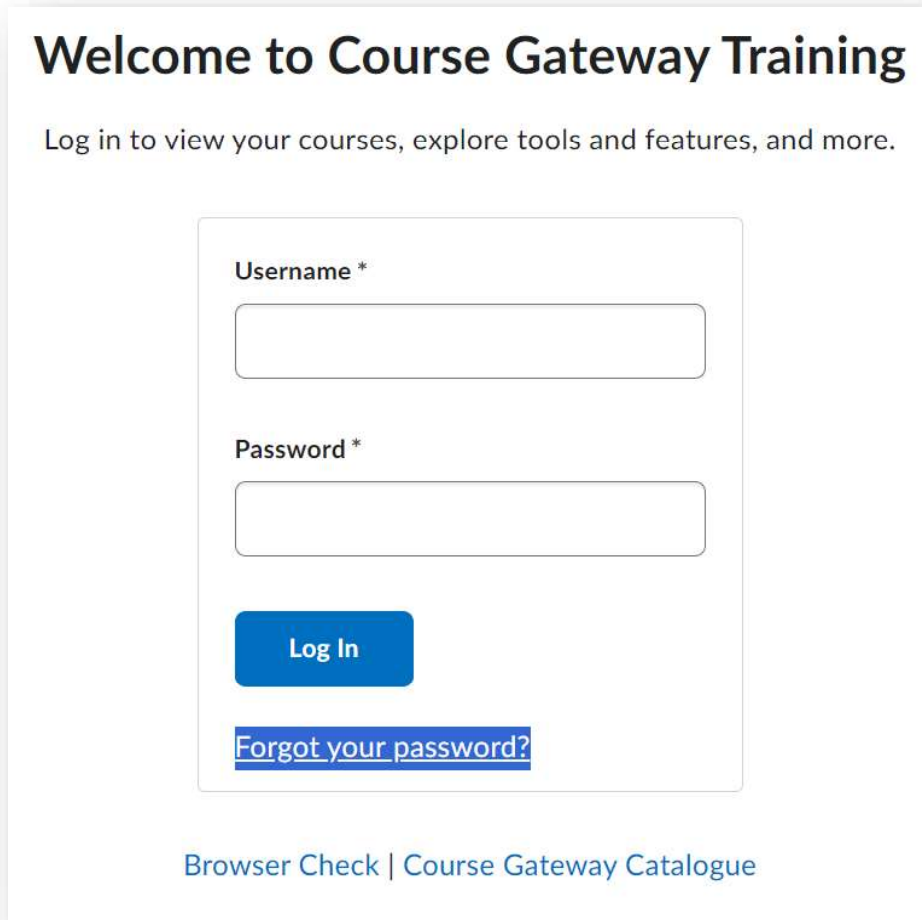
1. Navigate to the [Course Gateway website](#);
2. Click on "Login" toward the top right corner of the page;




3. Click the  button under "Already Registered";

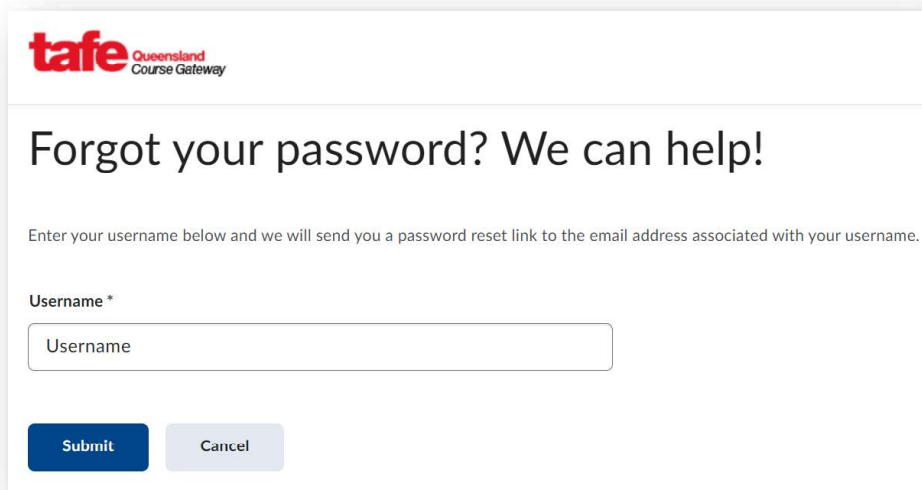


- Click on the "[Forgot your password?](#)" link under the Login button;



The screenshot shows the login page for Course Gateway Training. At the top, it says "Welcome to Course Gateway Training" and "Log in to view your courses, explore tools and features, and more." Below this is a login form with two input fields: "Username *" and "Password *". A blue "Log In" button is positioned below the password field. Underneath the button is a blue link that says "Forgot your password?". At the bottom of the form area, there are two links: "Browser Check" and "Course Gateway Catalogue".

- Enter your username then click the  button;
**** If you do not know your username, please contact the Course Gateway team at TQCourseGateway@tafeqld.edu.au with your Full Name and Email Address and we can look this up for you.**



The screenshot shows the "Forgot your password? We can help!" page. At the top left is the TAFE Queensland Course Gateway logo. The main heading is "Forgot your password? We can help!". Below the heading is a sub-heading: "Enter your username below and we will send you a password reset link to the email address associated with your username." There is a single input field labeled "Username *" with the placeholder text "Username". Below the input field are two buttons: a blue "Submit" button and a grey "Cancel" button.

- You will then be directed to the following confirmation screen advising that the password reset email has been sent to your registered email address, where you can then click on the "[Go to login page](#)" link to be directed back to the login screen;

**** If you do not receive your password reset link, please check your Junk/Spam folders before reaching out to the Course Gateway team at <TQCourseGateway@tafeqld.edu.au>.**

Password Reset Email Sent

Confirmation

We received your request for a password reset link. You should receive the email soon.

Note: If you do not receive the email in a few minutes, this could be because:

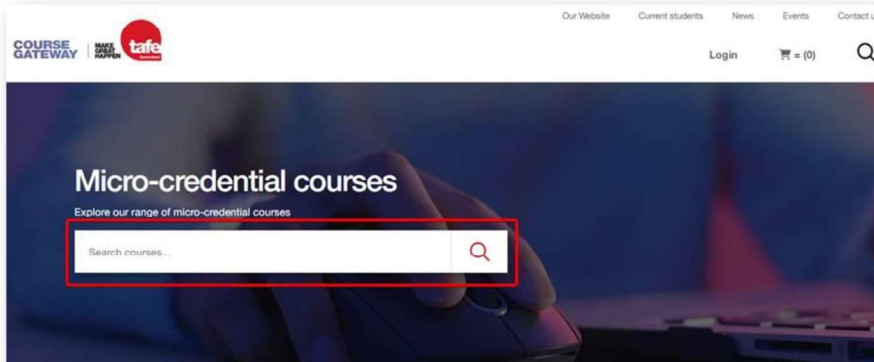
- You mistyped your username
- Your account's external email address is not set or is incorrect
- This request is too soon after your last request
- The email was delayed or routed to your junk email folder

[Go to login page](#)

MICRO-CREDENTIAL ENROLMENT


You can follow the below steps to log in to your Course Gateway account:

1. Navigate to the [Course Gateway website](#);
2. Search for the Course you would like to purchase/enrol in using the search box (i.e., [Data Analysis Essentials](#));



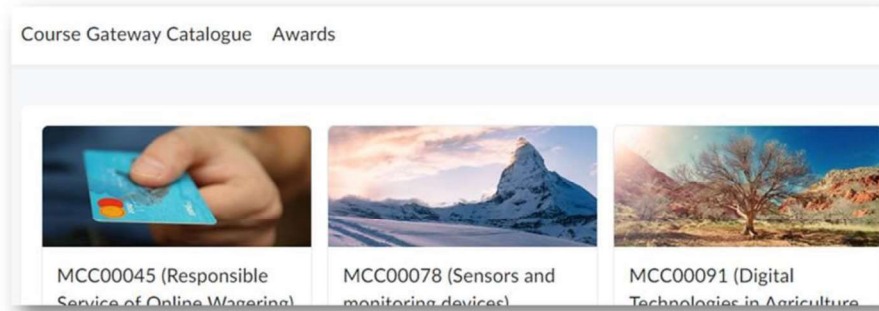
3. Click the  button;
4. Click the  button;
5. Select the  button to access your training;

Training Access Details:

 to access your training now.

(If the above link does not work please copy and paste it into your web browser's address bar <https://coursegatewaytraining.tafeqld.edu.au/>)

- You will be redirected to our Learning Management System where you should now see the course on your Learner Dashboard;



ADDITIONAL INFORMATION

A few additional points to note:

- Course Gateway is a separate system from the TAFE Queensland Student Portal meaning existing student will not be able to log in with their TAFE Queensland credentials, a Course Gateway-specific account will need to be created;
- Registration for courses is by participant meaning each individual will be required to have their own Course Gateway account to enrol, establish or [reset passwords](#) and obtain digital badges;
- Digital badges will be issued via our badging platform [Canvas Credentials](#) and can be viewed upon successful completion of the course;
 - Existing Canvas Credentials users registered with the same email address as their Course Gateway account should be able to see their badges upon logging in;
 - New users will need to create an account, preferably with the same email address registered to their Course Gateway account;
- Password reset links would be sent from [TAFE Queensland Course Gateway](#) <donotreply@tafeqld.edu.au>;
- Course Gateway system and support emails will be sent from [Course Gateway](#) <TQCourseGateway@tafeqld.edu.au>.

Course Gateway support
<TQCourseGateway@tafeqld.edu.au>